



US00D375759S

United States Patent [19]
Piscatelli

[11] **Patent Number: Des. 375,759**

[45] **Date of Patent: **Nov. 19, 1996**

[54] **WRITING IMPLEMENT HAVING DUAL
DISTANCE-MEASURING RULINGS**

[76] Inventor: **Susan F. Piscatelli**, 95 Soundview Ter.,
New Haven, Conn. 06512-3121

[**] Term: **14 Years**

[21] Appl. No.: **46,077**

[22] Filed: **Nov. 7, 1995**

[52] U.S. Cl. **D19/36; D19/42; D19/49;
D10/71**

[58] **Field of Search** D19/35, 36, 41-51,
D19/53-58, 81-85; 401/52, 195, 99, 209;
33/27.02, 27.03; D10/71

[56] **References Cited**

U.S. PATENT DOCUMENTS

D. 128,985	8/1941	Weiss	D19/36 X
D. 163,606	6/1951	Horwitch	D19/48
D. 258,911	4/1981	Sandel	D10/71 X
D. 264,824	6/1982	Sandel	D10/71
D. 272,421	1/1984	Sandel	D19/36 X
D. 301,043	5/1989	Castle	D19/36
D. 318,489	7/1991	Cho-Kai	D19/36
D. 321,207	10/1991	Granoff	D19/49

D. 342,090	12/1993	Anavil et al.	D19/49
575,671	1/1897	Williams	.	
1,607,097	11/1926	Murphy	.	
5,240,338	8/1993	Jye	401/195

FOREIGN PATENT DOCUMENTS

2272	of 1895	United Kingdom	D19/42
24298	of 1913	United Kingdom	D19/42

Primary Examiner—Martie Thompson
Attorney, Agent, or Firm—Norman B. Rainer

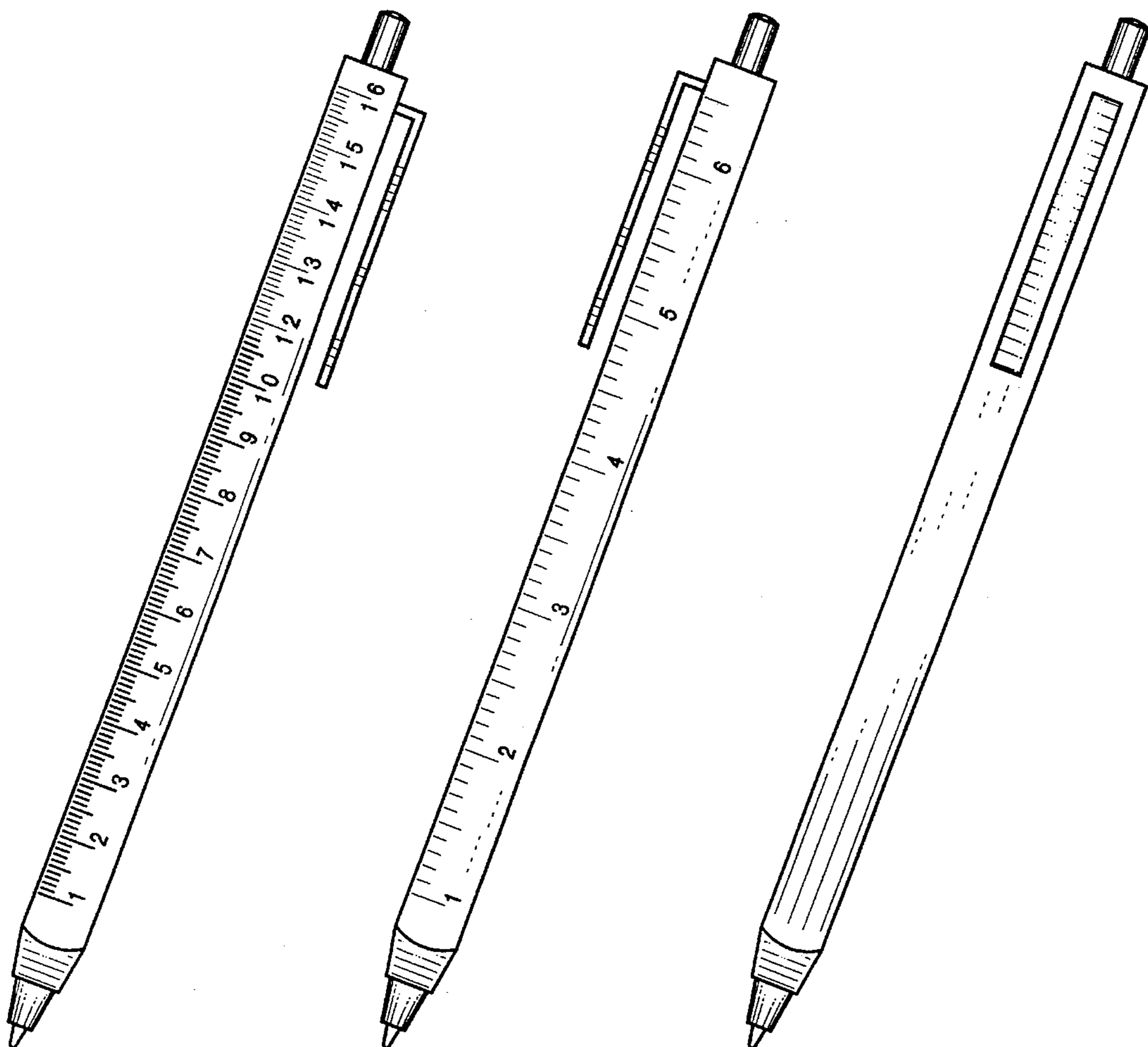
[57] **CLAIM**

The ornamental design for a writing implement having dual distance-measuring rulings, as shown and described.

DESCRIPTION

FIG. 1 is a side view of a writing implement having dual distance-measuring rulings, showing my new design; FIG. 2 is a side view thereof, taken opposite to the side shown in FIG. 1; FIG. 3 is a front view thereof, the opposite rear view being plain and unornamented; FIG. 4 is a top view thereof; and, FIG. 5 is a bottom view thereof.

1 Claim, 1 Drawing Sheet



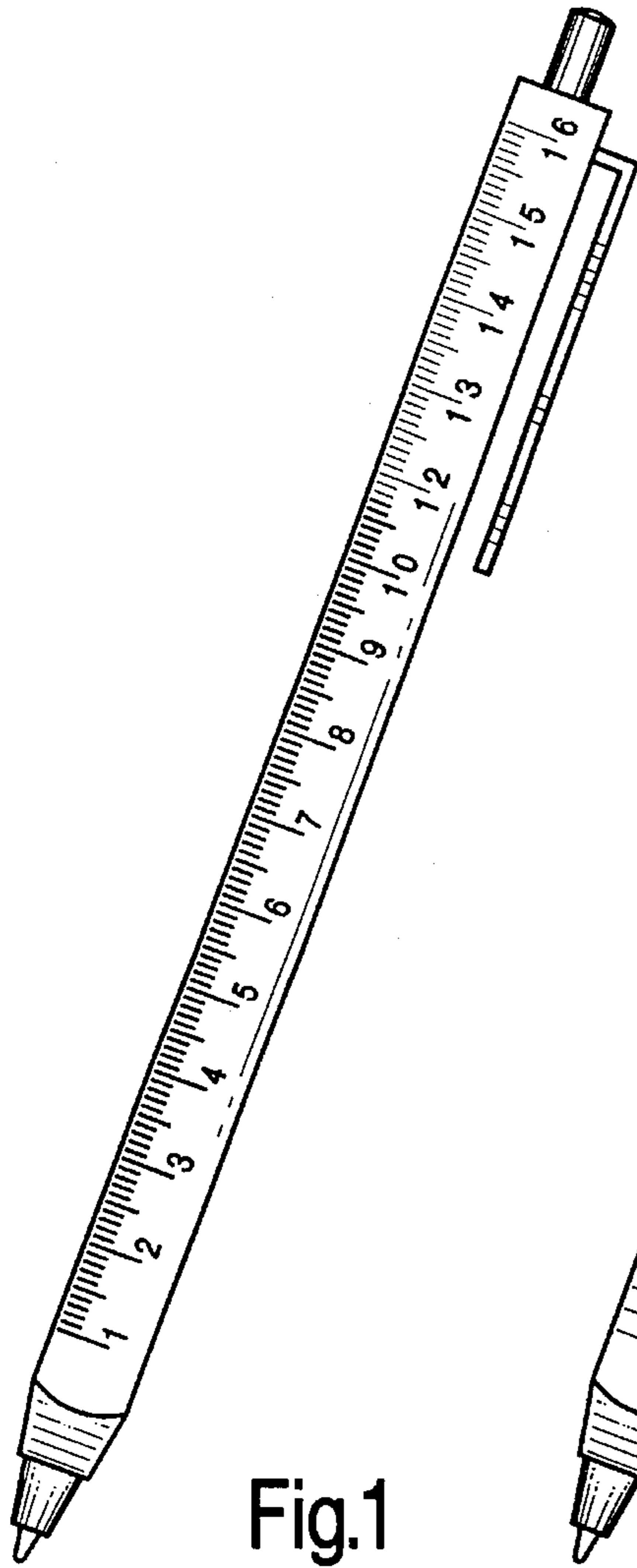


Fig.1

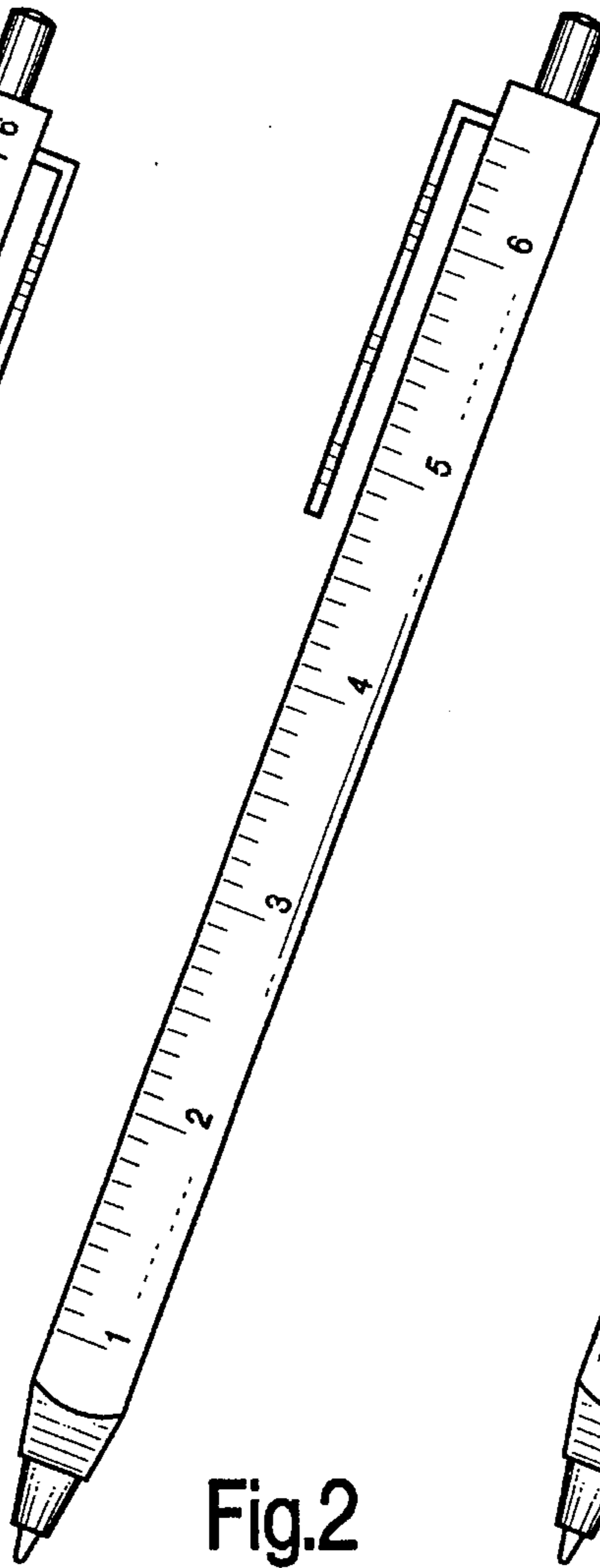


Fig.2

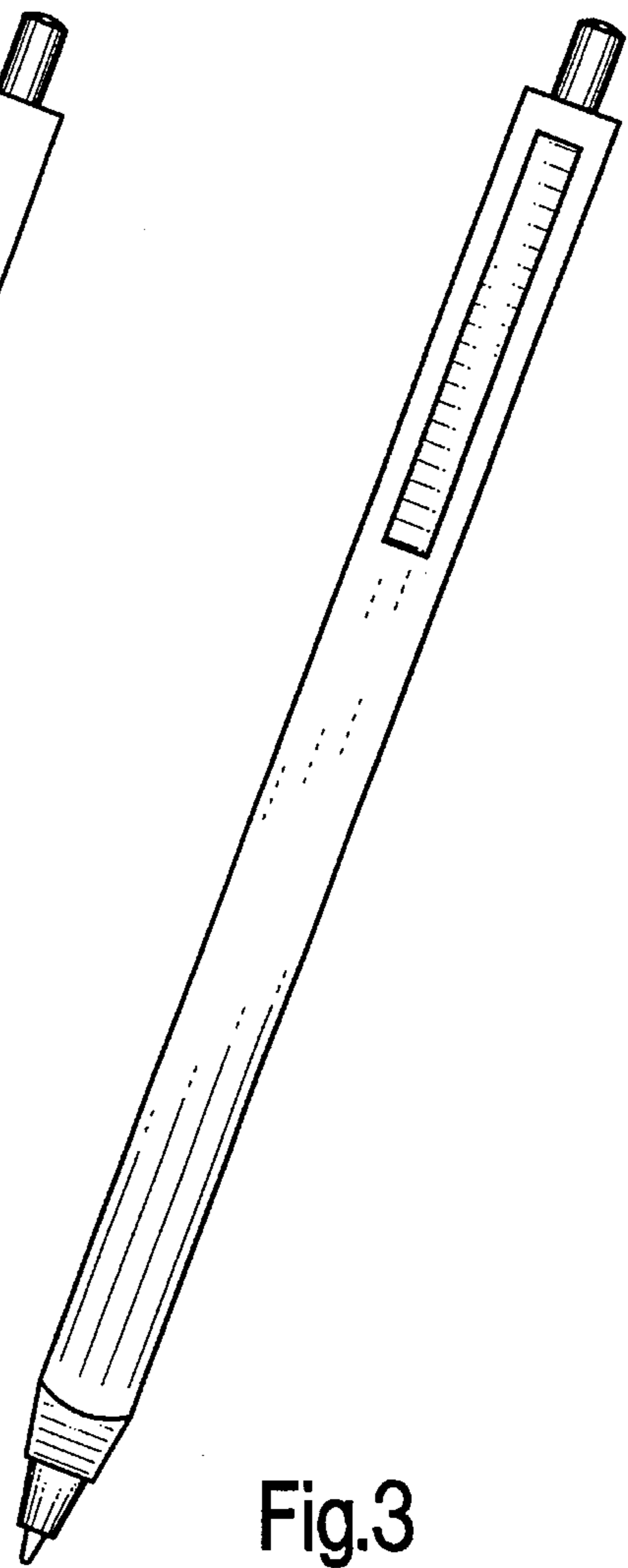


Fig.3

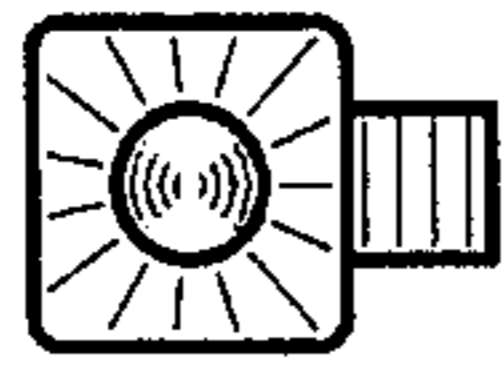


Fig.4

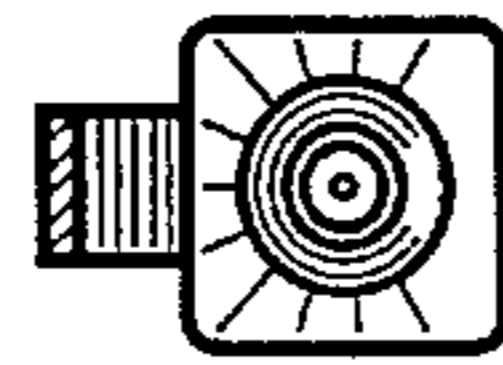


Fig.5