



US00D375740S

United States Patent [19]

[11] Patent Number: **Des. 375,740**

Mergenthaler et al.

[45] Date of Patent: ****Nov. 19, 1996**

[54] **WIRELESS LOCAL LOOP TELEPHONE**

[75] Inventors: **Steven A. Mergenthaler**, Boulder, Colo.; **Dawn E. Beattie**, Carlsbad, Calif.; **Paul E. Jacobs**; **Daniel Waldburger**, both of La Jolla, Calif.; **Thomas J. Chintala**, San Diego, Calif.; **Stephen G. Miggels**, Wyckoff; **David C. Stowers**, Nutley, both of N.J.

[73] Assignee: **Qualcomm Incorporated**, San Diego, Calif.

[**] Term: **14 Years**

[21] Appl. No.: **47,357**

[22] Filed: **Dec. 1, 1995**

[52] U.S. Cl. **D14/151**

[58] Field of Search D14/137, 138, D14/140, 142, 149-151, 240, 241; 379/419, 420, 428, 440, 434-436, 454, 455

[56] **References Cited**

U.S. PATENT DOCUMENTS

D. 259,043 4/1981 Feinberg et al. D14/151

D. 297,138 8/1988 Culver et al. D14/151
D. 307,430 4/1990 Desbarats D14/149
D. 319,829 9/1991 Wu D14/151
D. 349,899 8/1994 Siddoway et al. D14/151
D. 354,057 1/1995 Allen D14/146 X
D. 363,285 10/1995 Vessey et al. D14/151
D. 366,483 1/1996 Major D14/149

Primary Examiner—Jeffrey Asch
Attorney, Agent, or Firm—Russell B. Miller; Brian S. Edmonston

[57] **CLAIM**

The ornamental design for a wireless local loop telephone, as shown.

DESCRIPTION

FIG. 1 is a perspective view of the wireless local loop telephone showing our new design;
FIG. 2 is a top plan view thereof;
FIG. 3 is a front elevational view thereof;
FIG. 4 is a side elevational view thereof;
FIG. 5 is a side elevational view of other side thereof;
FIG. 6 is a rear elevational view thereof; and,
FIG. 7 is a bottom plan view thereof.

1 Claim, 3 Drawing Sheets




FIG. 1

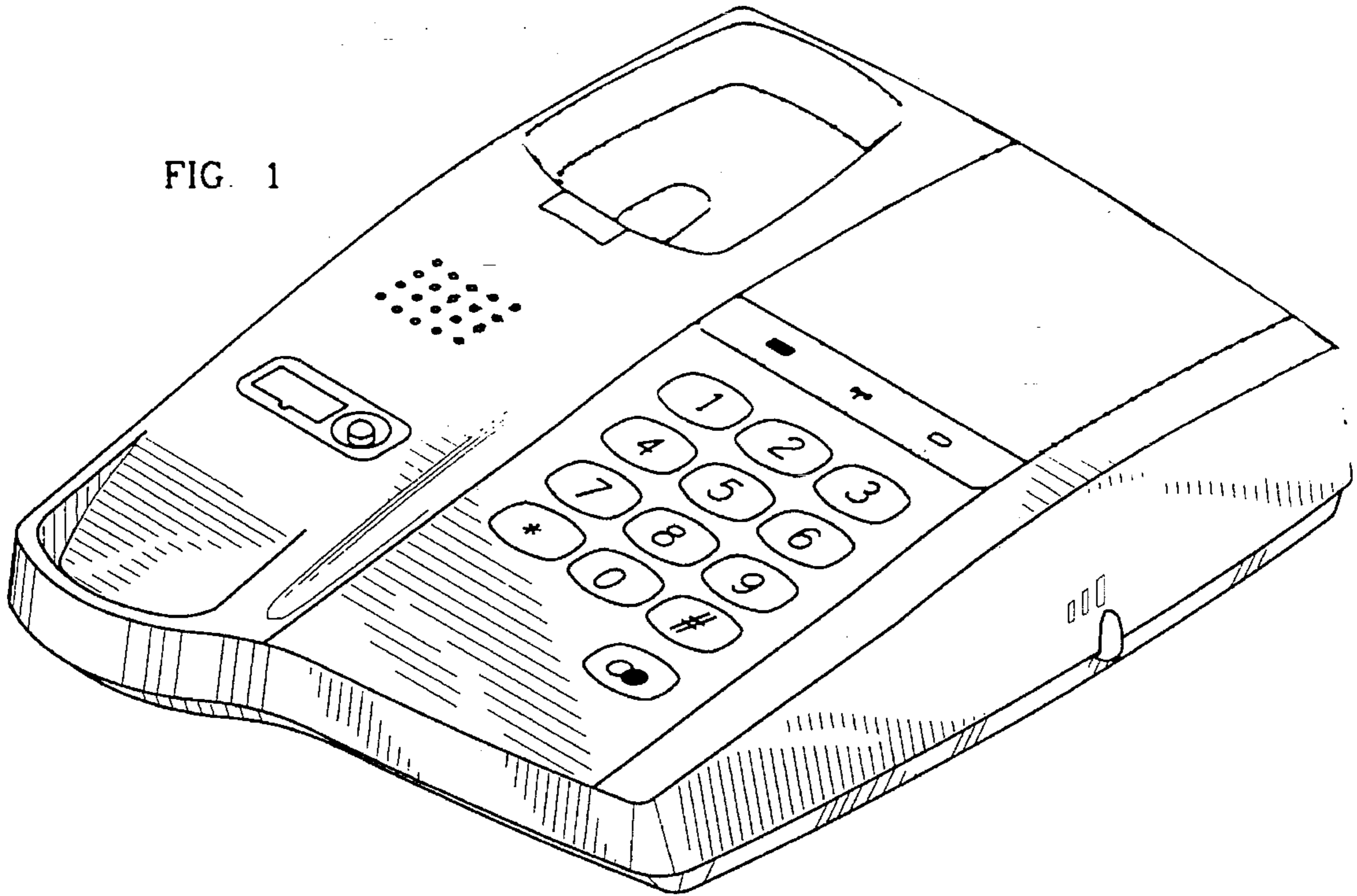


FIG. 2



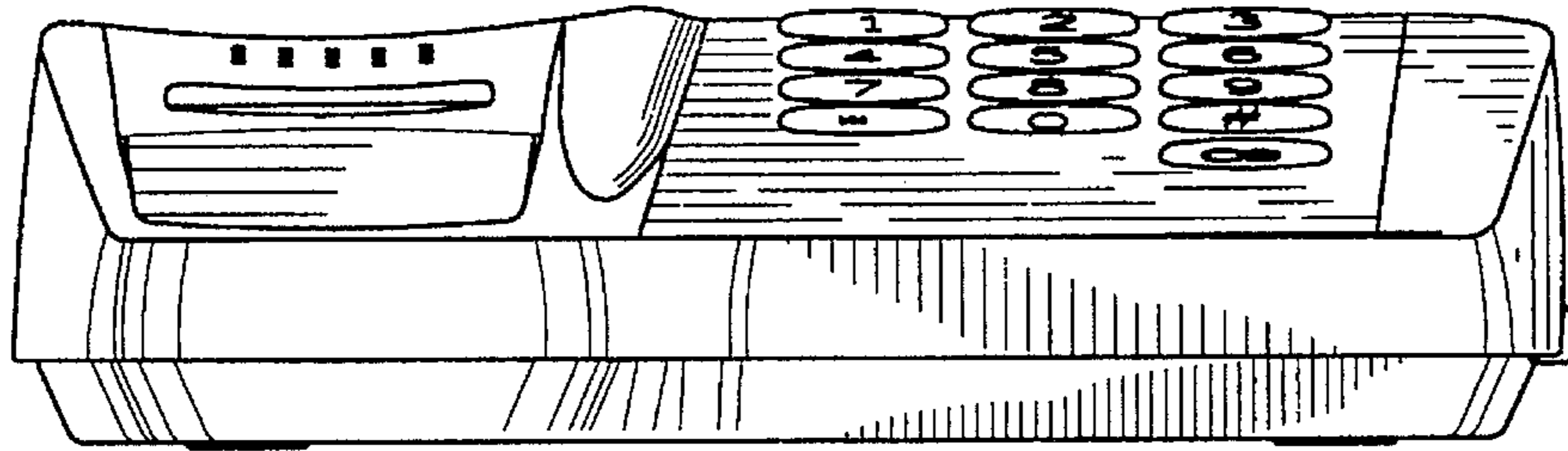


FIG. 3

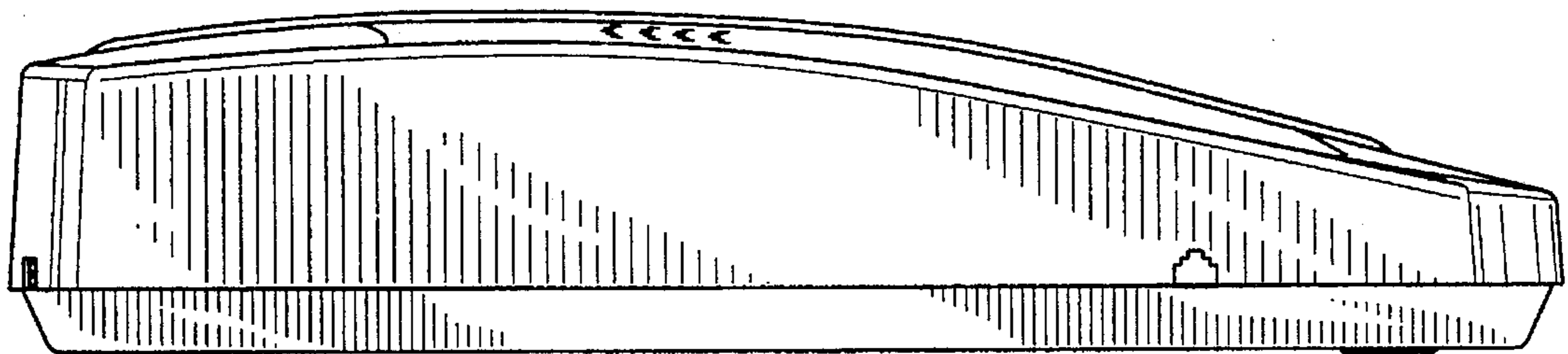


FIG. 4

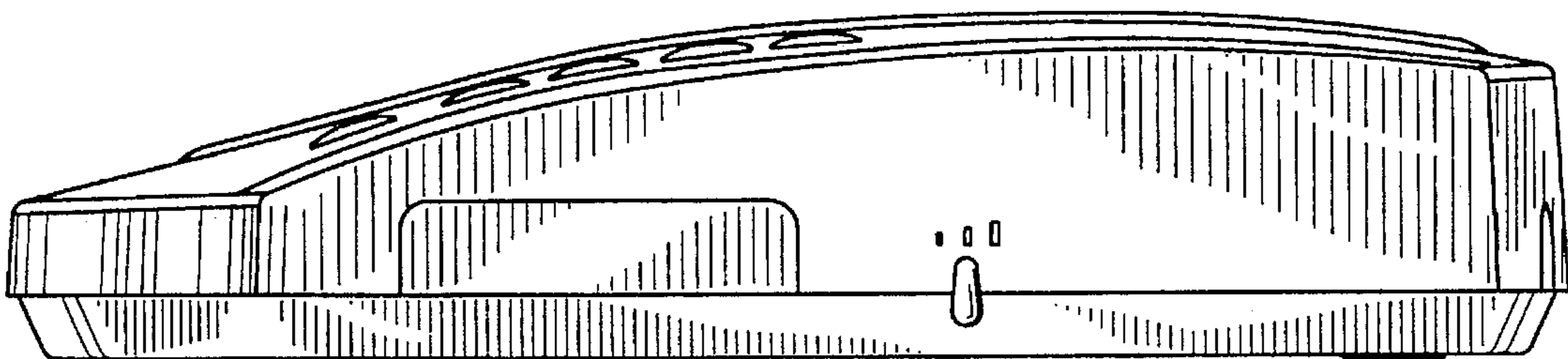


FIG. 5

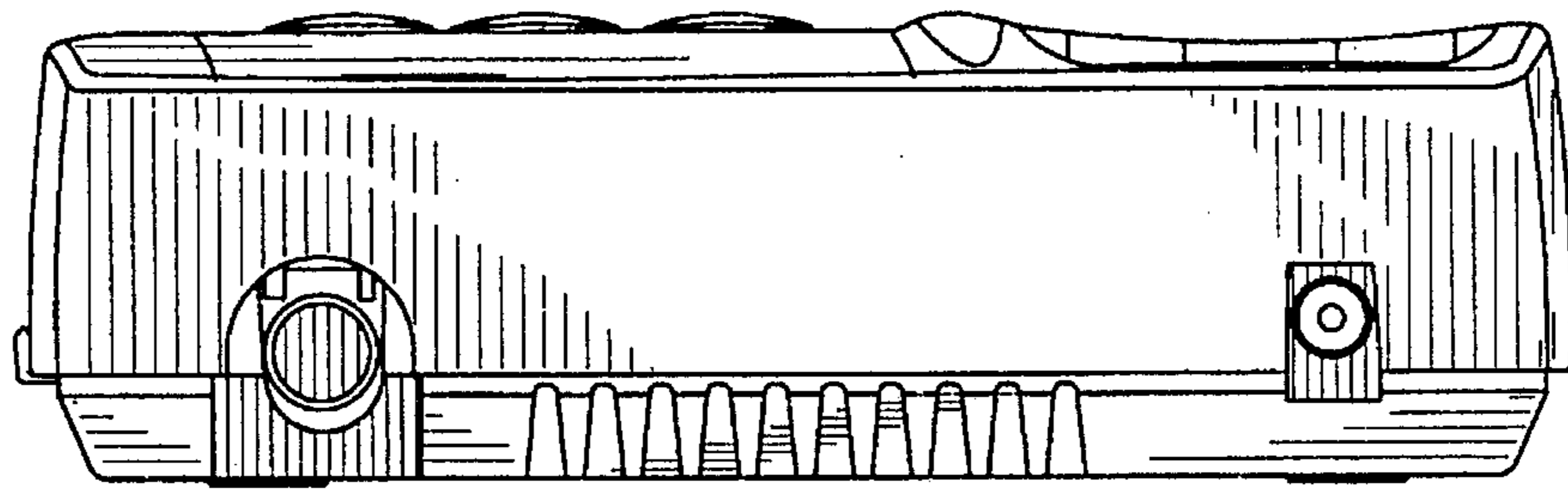


FIG. 6

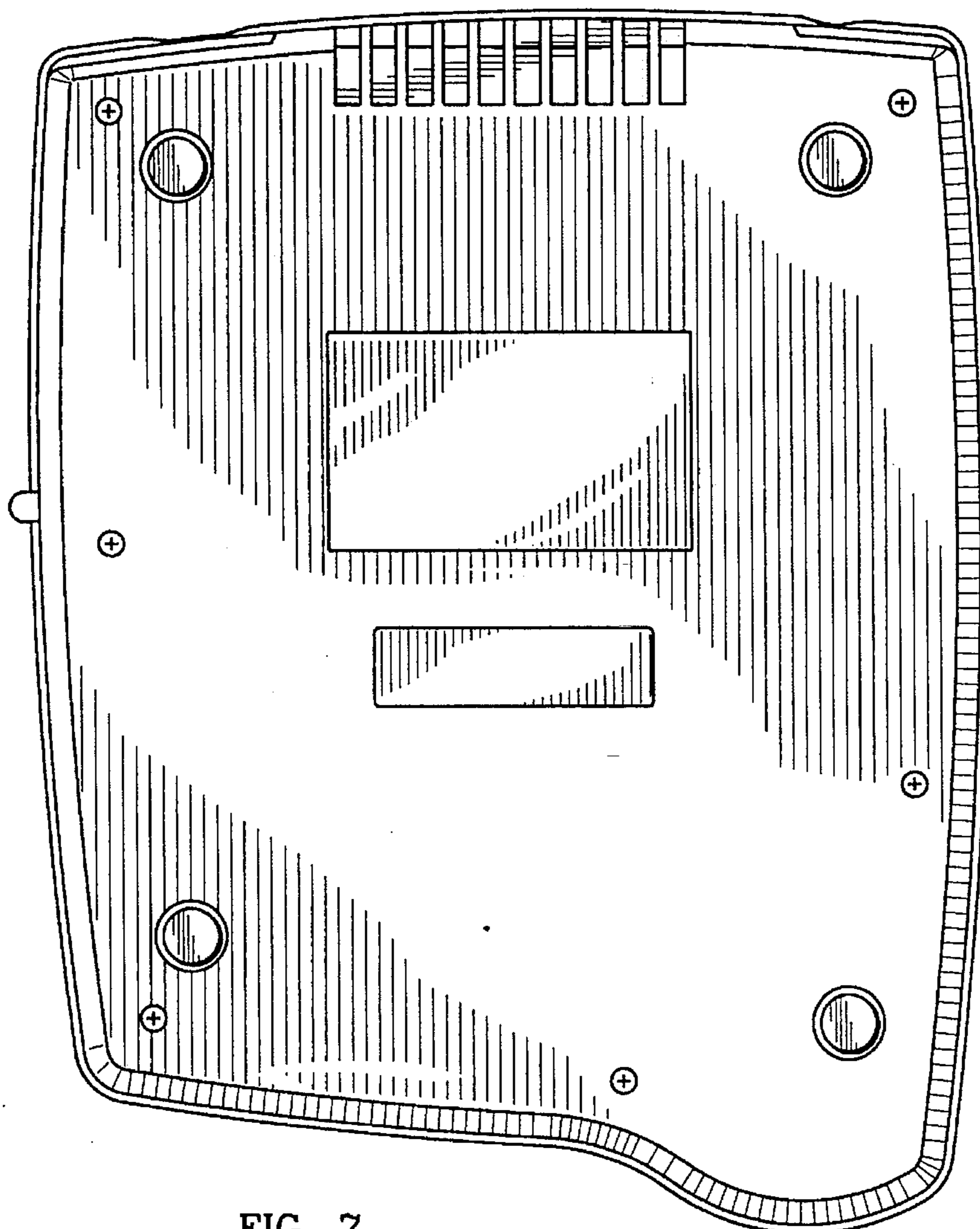


FIG. 7