



US00D375738S

United States Patent [19]

Nuttall et al.

[11] Patent Number: **Des. 375,738**

[45] Date of Patent: ****Nov. 19, 1996**

[54] **PORTABLE TELEPHONE HANDSET**

D. 359,284 6/1995 Hung D14/151
3,627,930 12/1971 Tolman 379/433

[75] Inventors: **Michael J. Nuttall**, Portola Valley;
Matthew D. Rohrbach, San Francisco,
both of Calif.; **John H. Schaffeld**, New
Vernon; **Steven M. Wheatley**,
Morristown, both of N.J.

OTHER PUBLICATIONS

B. A. Pargh 1992 Spring/Summer Catalog, Cobra Phone at
top left p. 314.
B. A. Pargh 1992 Spring/Summer Catalog South West Bell
Phone 2nd from bootm right and Panasonic Phone 2nd from
top left p. 316.
B. A. Pargh 1992 Spring/Summer Catalog, Tropez Phone at
bottom left p. 317.
Spiegel Catalog 1991, p. 504, Cobra Phone at top.

[73] Assignee: **Lucent Technologies Inc.**, Murray Hill,
N.J.

[**] Term: **14 Years**

Primary Examiner—Jeffrey Asch
Attorney, Agent, or Firm—Samuel R. Williamson

[21] Appl. No.: **33,040**

[22] Filed: **Jan. 4, 1995**

[52] U.S. Cl. **D14/147**

[57] **CLAIM**

[58] Field of Search D14/116, 137,
D14/138, 140, 142, 147, 148, 248, 149-151;
379/58-61, 419, 420, 428, 440, 433-436,
454, 455

The ornamental design of a portable telephone handset, as
shown and described.

DESCRIPTION

[56] **References Cited**

FIG. 1 is a top, front and left side perspective view of a
portable telephone handset showing our new design;
FIG. 2 is a rear elevation thereof;
FIG. 3 is a front elevation thereof;
FIG. 4 is a bottom plan view thereof;
FIG. 5 is a top plan view thereof;
FIG. 6 is a left side elevation thereof; and,
FIG. 7 is a right side elevation thereof.

U.S. PATENT DOCUMENTS

D. 301,146 5/1989 Jackwicz D14/248
D. 313,800 1/1991 Appleby D14/148 X
D. 316,857 5/1991 Park D14/138
D. 347,220 5/1994 Katoh D14/138
D. 352,029 11/1994 Cowan D14/138
D. 352,710 11/1994 Solomita D14/148
D. 353,807 12/1994 White D14/138
D. 355,659 2/1995 Lee et al. D14/147 X

1 Claim, 3 Drawing Sheets

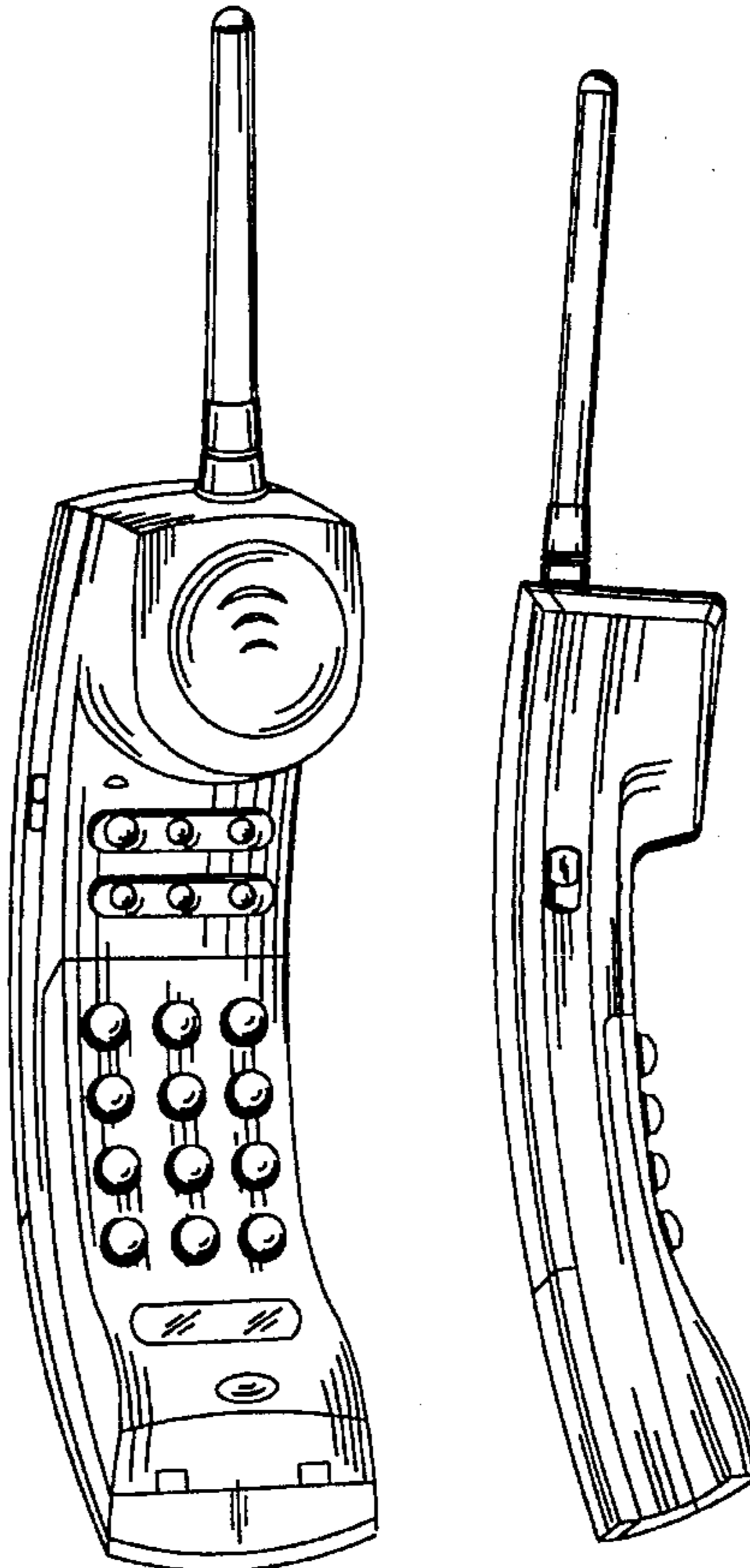


FIG. 1

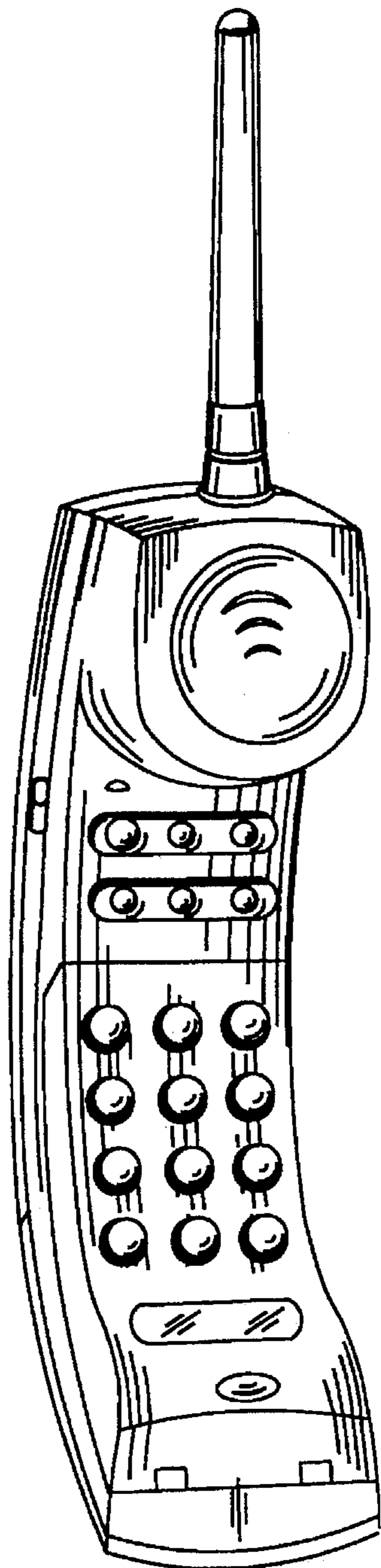


FIG. 2

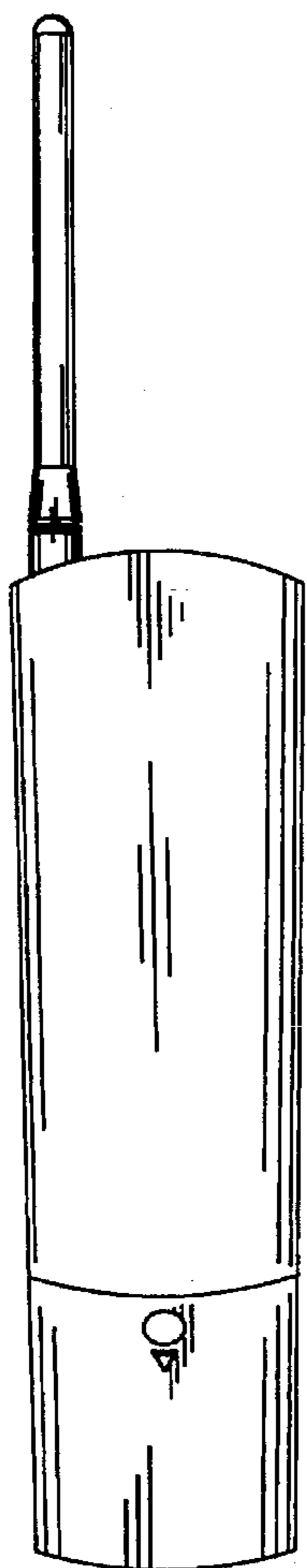


FIG. 3

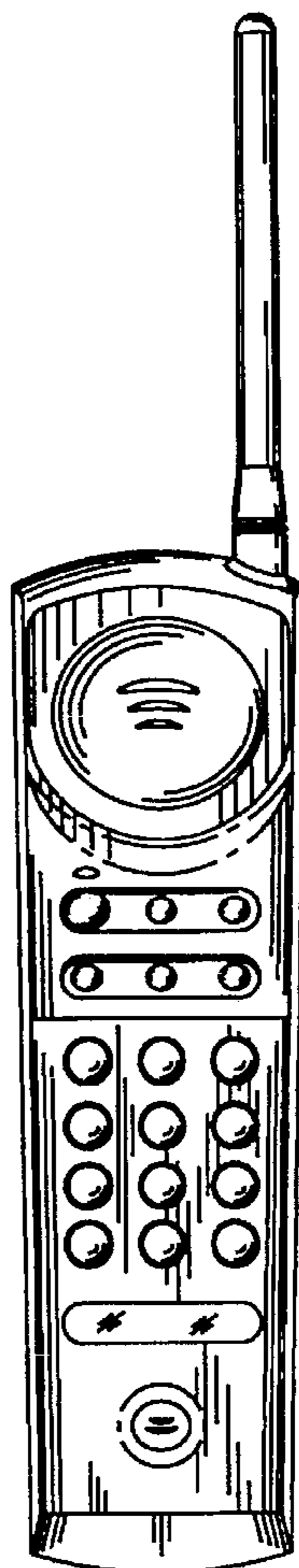


FIG. 4

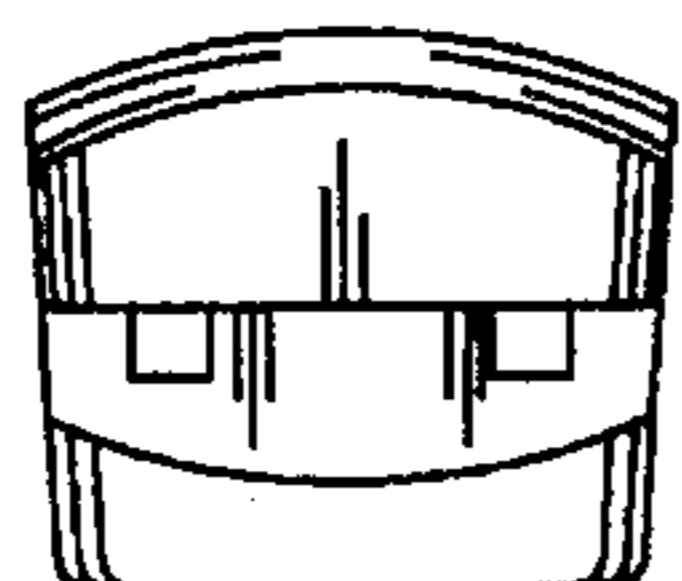


FIG. 5

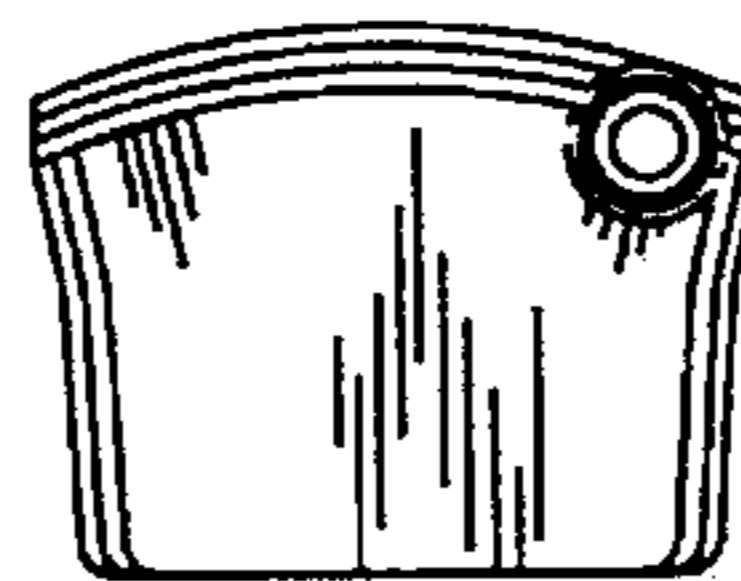


FIG. 6




FIG. 7

