



US00D375737S

# United States Patent [19]

Nuttall et al.

[11] Patent Number: **Des. 375,737**

[45] Date of Patent: **\*\*Nov. 19, 1996**

[54] **PORTABLE TELEPHONE HANDSET**

D. 359,284 6/1995 Hung ..... D14/151  
3,627,930 12/1971 Tolman ..... 379/433

[75] Inventors: **Michael J. Nuttall**, Portola Valley;  
**Matthew D. Rohrbach**, San Francisco,  
both of Calif.; **John H. Schaffeld**, New  
Vernon; **Steven M. Wheatley**,  
Morristown, both of N.J.

### OTHER PUBLICATIONS

B. A. Pargh 1992 Spring/Summer Catalog, Cobra Phone at top left p. 314.

B. A. Pargh 1992 Spring/Summer Catalog, South West Bell Phone 2nd from bootm right and Panasonic Phone 2nd from top left p. 316.

B. A. Pargh 1992 Spring/Summer Catalog, Tropez Phone at bottom left p. 317.

Spiegel Catalog 1991, p. 504, Cobra Phone at top.

[73] Assignee: **Lucent Technologies Inc.**, Murray Hill, N.J.

[\*\*] Term: **14 Years**

*Primary Examiner*—Jeffrey Asch

*Attorney, Agent, or Firm*—Samuel R. Williamson

[21] Appl. No.: **33,035**

[22] Filed: **Jan. 4, 1995**

[52] U.S. Cl. .... **D14/147**

### [57] CLAIM

[58] **Field of Search** ..... D14/116, 137,  
D14/138, 140, 142, 147, 148, 248, 149-151;  
379/58-61, 419, 420, 428, 440, 433-436,  
454, 455

The ornamental design of a portable telephone handset, as shown and described.

### DESCRIPTION

### [56] References Cited

#### U.S. PATENT DOCUMENTS

D. 301,146 5/1989 Jackwicz ..... D14/248  
D. 313,800 1/1991 Appleby ..... D14/148 X  
D. 316,857 5/1991 Park ..... D14/138  
D. 347,220 5/1994 Katoh ..... D14/138  
D. 352,029 11/1994 Cowan ..... D14/138  
D. 352,710 11/1994 Solomita ..... D14/148  
D. 353,807 12/1994 White ..... D14/138  
D. 355,659 2/1995 Lee et al. .... D14/147 X

FIG. 1 is a top, front and left side perspective view of a portable telephone handset showing our new design;

FIG. 2 is a rear elevation thereof;

FIG. 3 is a front elevation thereof;

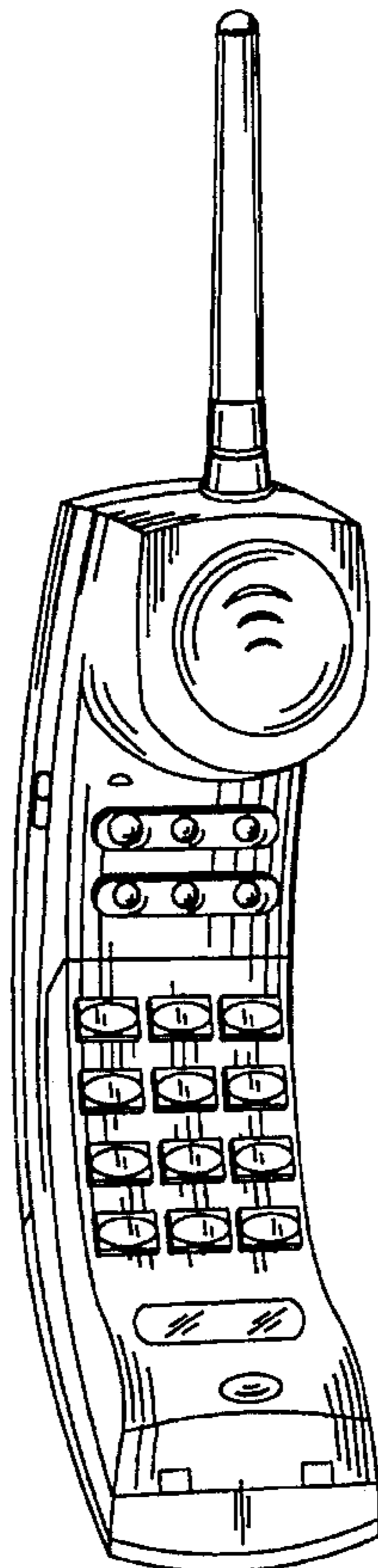
FIG. 4 is a bottom plan view thereof;

FIG. 5 is a top plan view thereof;

FIG. 6 is a left side elevation thereof; and,

FIG. 7 is a right side elevation thereof.

**1 Claim, 3 Drawing Sheets**



*FIG. 1*

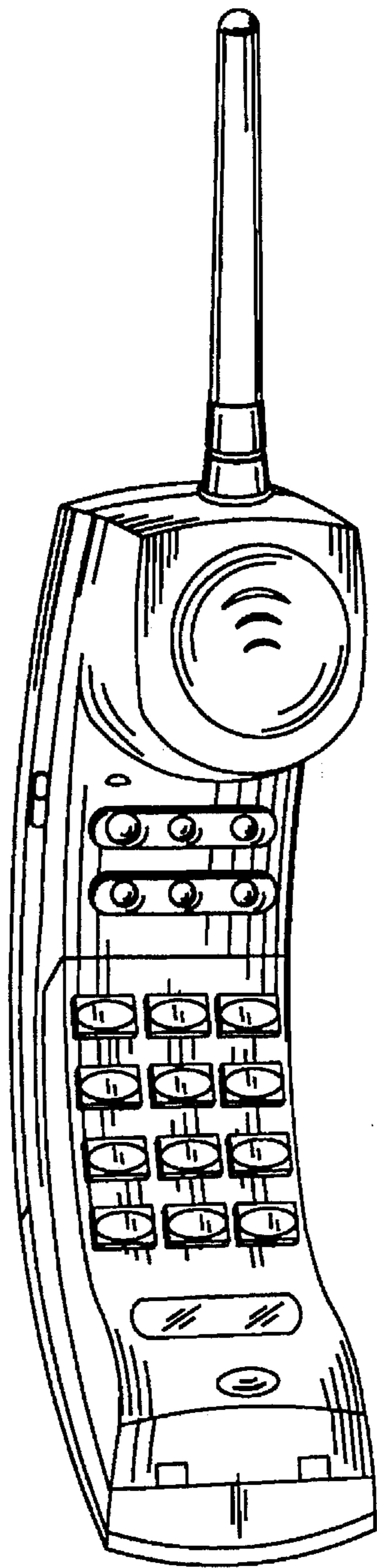


FIG. 2

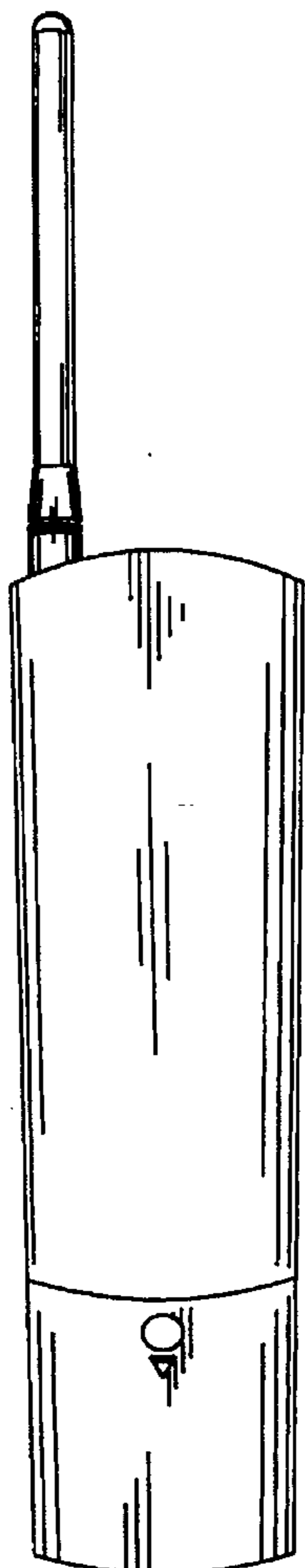


FIG. 3

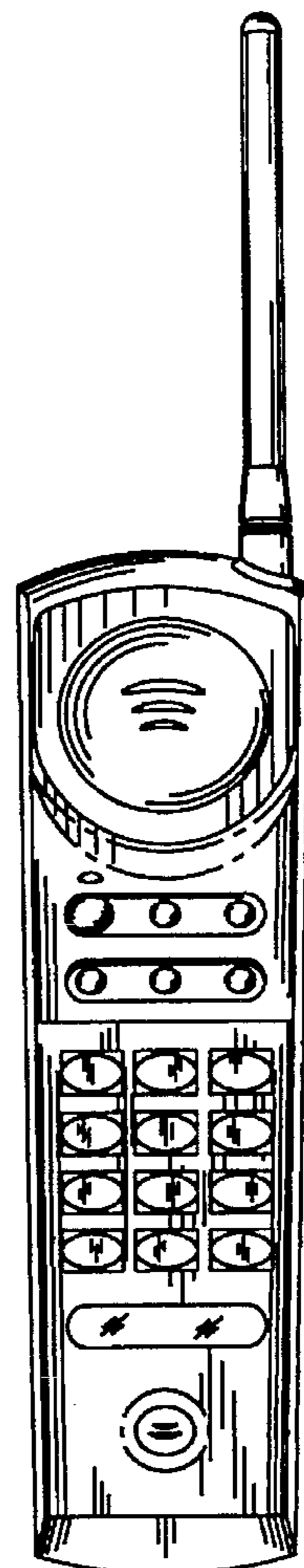


FIG. 4

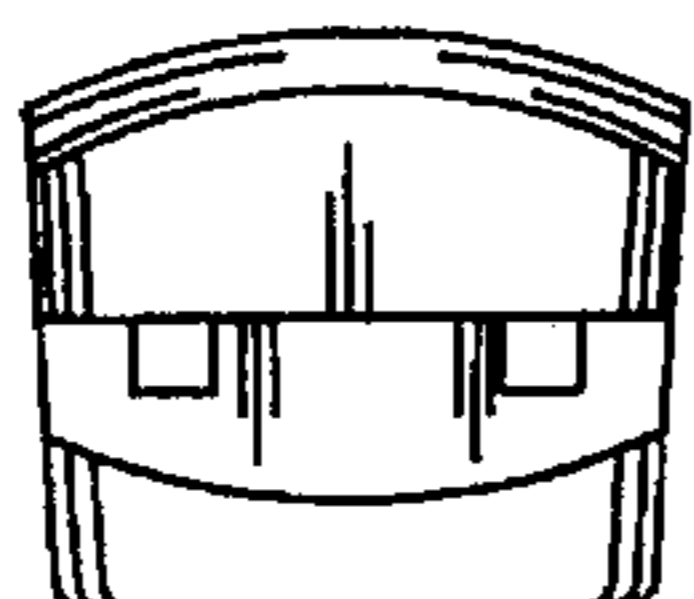
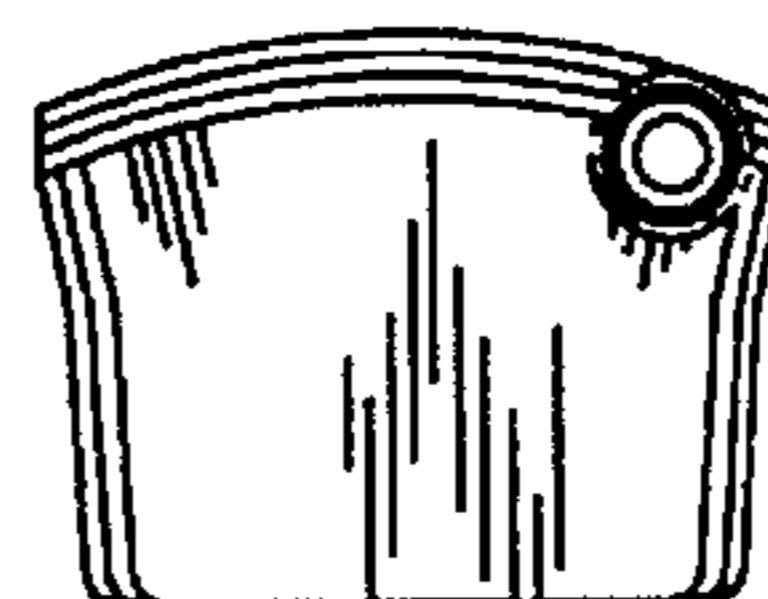
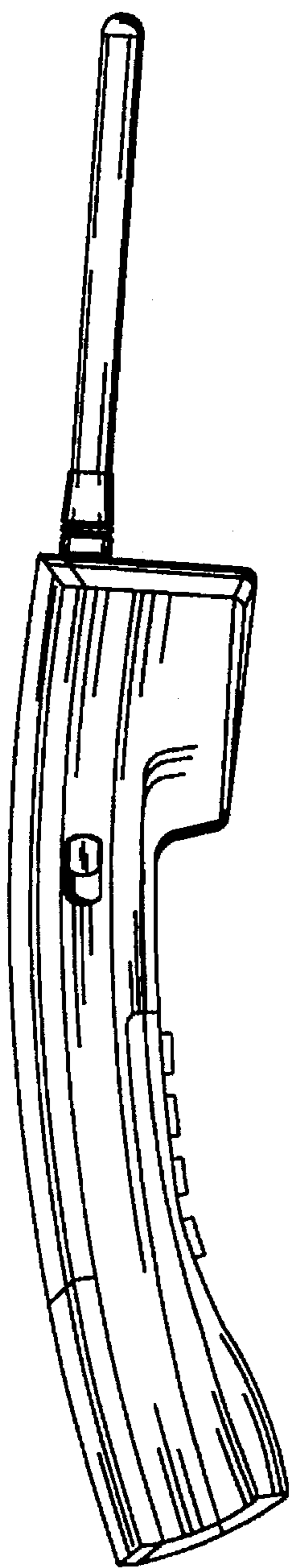


FIG. 5



*FIG. 6*



*FIG. 7*

