



US00D375731S

# United States Patent [19]

Holmes et al.

[11] Patent Number: **Des. 375,731**

[45] Date of Patent: **\*\*Nov. 19, 1996**

[54] **HEADSET**

[75] Inventors: **Richard Holmes, Harts Hill; Bruce Renfrew, Anstey, both of United Kingdom**

[73] Assignee: **Virtuality (IP) Limited, Leicester, United Kingdom**

[\*\*] Term: **14 Years**

[21] Appl. No.: **46,057**

[22] Filed: **Nov. 6, 1995**

[30] **Foreign Application Priority Data**

May 9, 1995 [GB] United Kingdom ..... 2047316

[52] **U.S. Cl.** ..... **D14/124**

[58] **Field of Search** ..... D21/124, 13, 48; D16/133, 900; D29/103, 104, 105; 273/433-438, 148 B, DIG. 25; 359/480, 431, 407, 630; 345/7, 8, 9, 905; 348/42, 53, 115, 835

[56] **References Cited**

**U.S. PATENT DOCUMENTS**

D. 338,050 8/1993 Holmes ..... D21/240  
D. 338,514 8/1993 Holmes ..... D21/240

D. 363,067 10/1995 Holmes et al. .... D14/124  
D. 366,481 1/1996 Raviv et al. .... D14/124  
4,439,157 3/1984 Breglia et al. .... 359/618 X  
5,137,450 8/1992 Thomas ..... 273/434 X  
5,320,534 6/1994 Thomas ..... 273/434 X

**OTHER PUBLICATIONS**

HongKong Enterprise, Oct. 1994, p. 277.

*Primary Examiner*—Prabhakar G. Deshmukh  
*Attorney, Agent, or Firm*—Young & Thompson

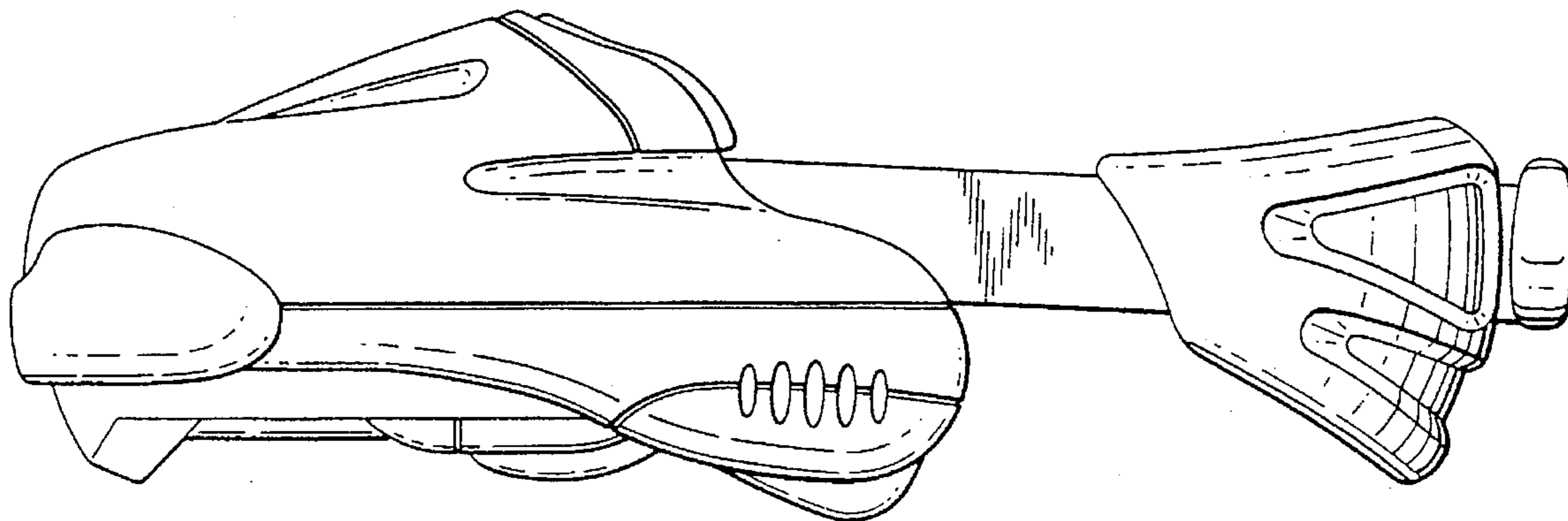
[57] **CLAIM**

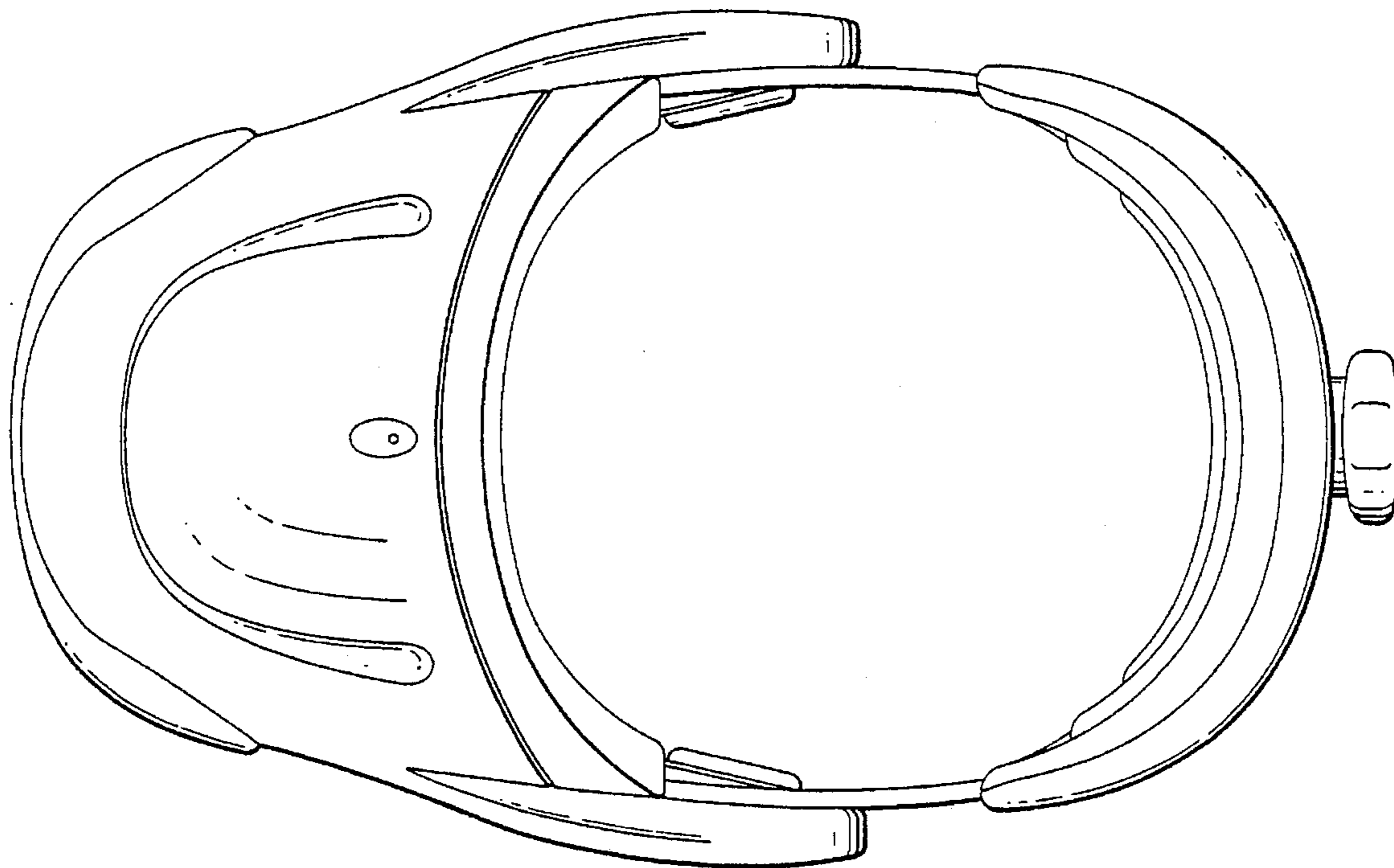
The ornamental design for a headset, as shown and described.

**DESCRIPTION**

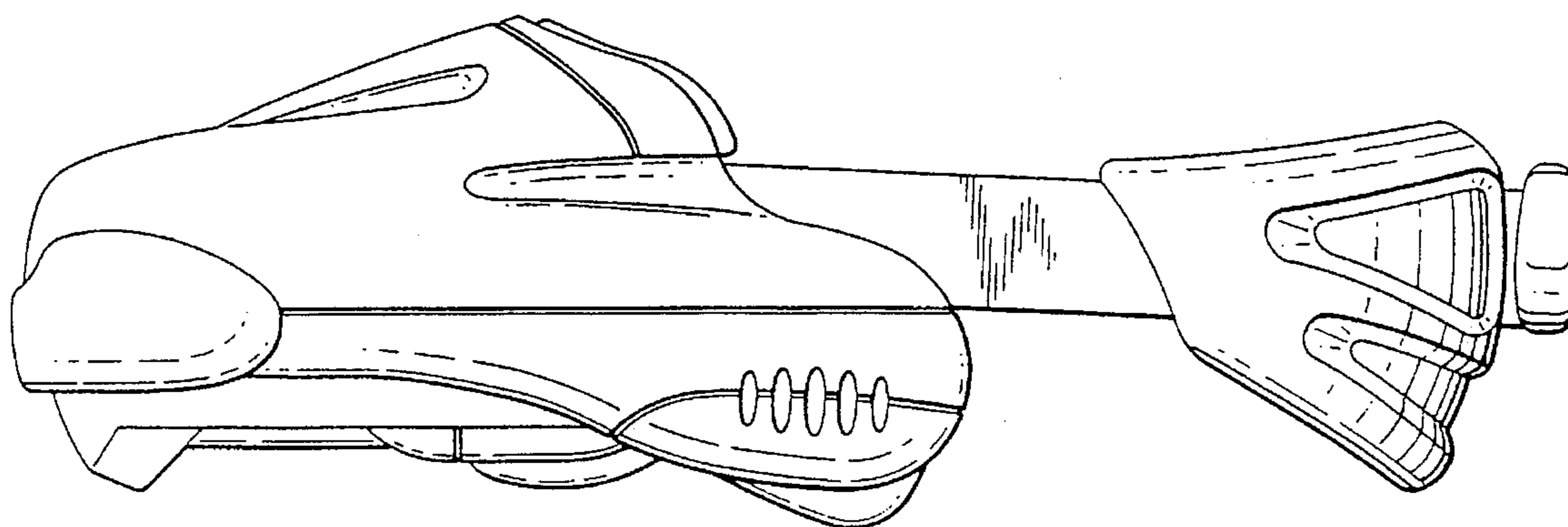
FIG. 1 is a top plan view of a headset showing our new design;  
FIG. 2 is a left side elevational view thereof; the right side elevational view being a mirror image thereof;  
FIG. 3 is a front elevational view thereof; and,  
FIG. 4 is a rear elevational view thereof.  
The bottom surface of the claimed design is plain and unornamented.

**1 Claim, 2 Drawing Sheets**

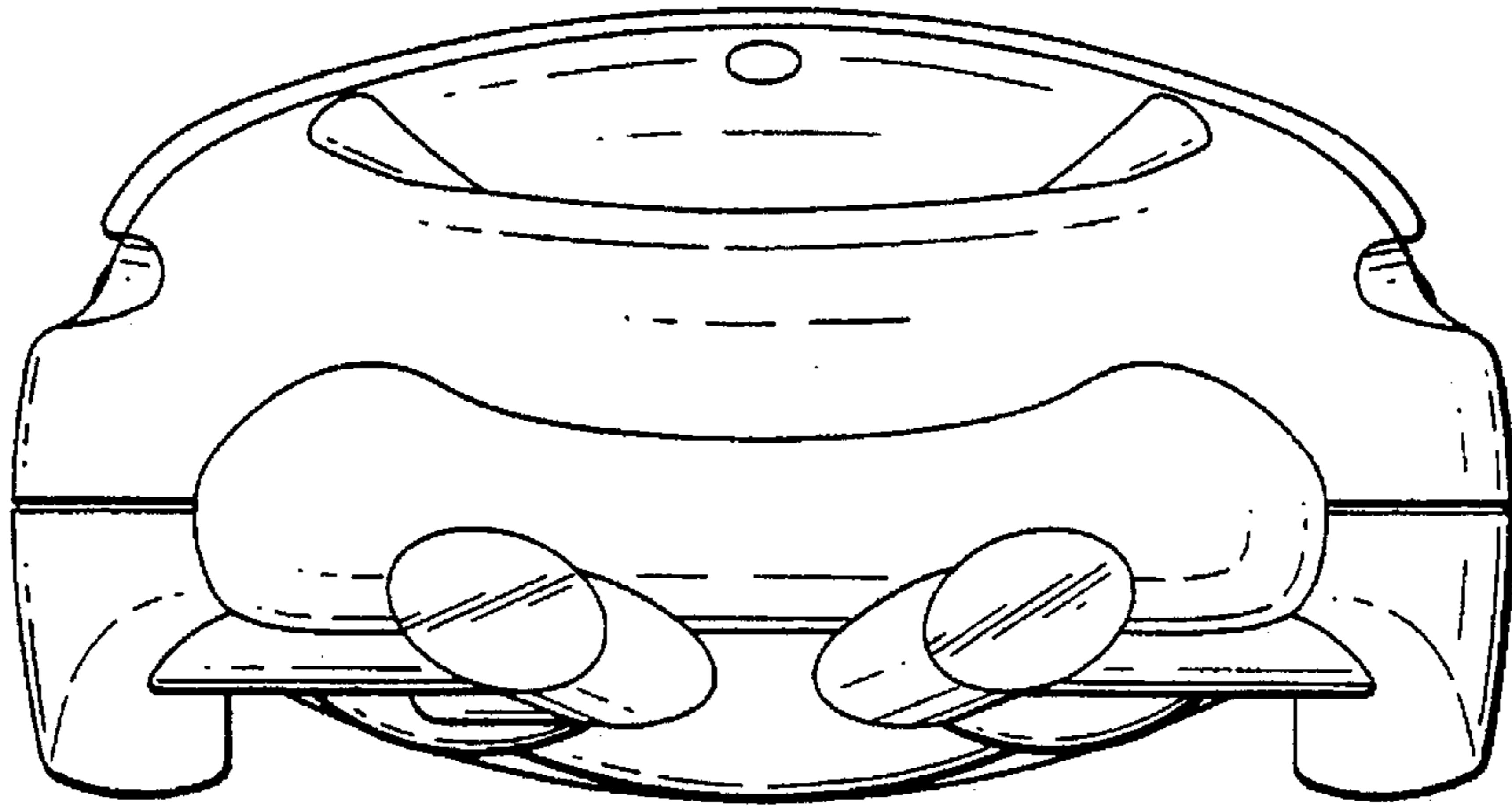




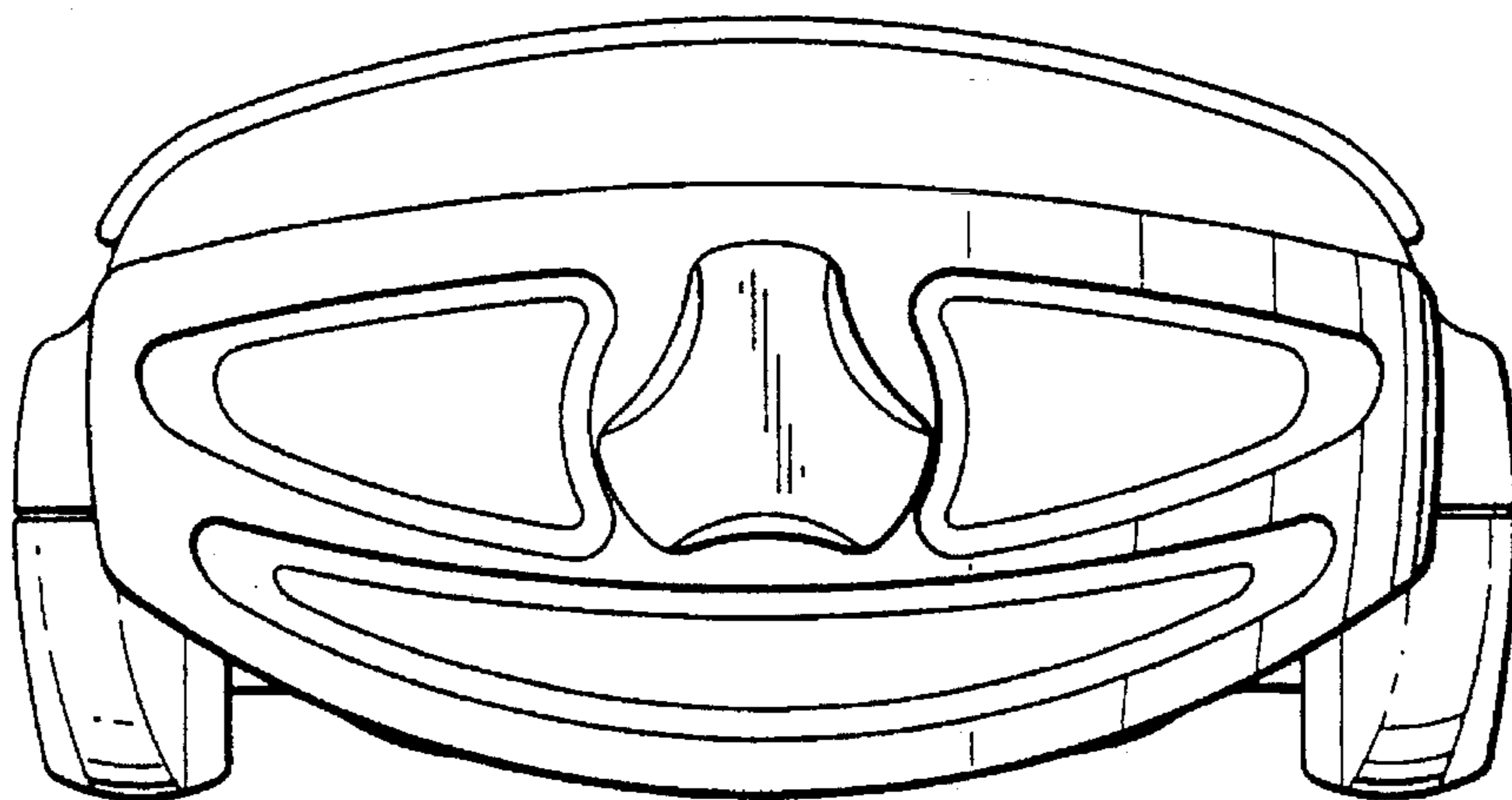
*Fig. 1*



*Fig. 2*



*Fig. 3*



*Fig. 4*