



US00D375724S

United States Patent [19]
Kammersgard et al.

[11] **Patent Number: Des. 375,724**

[45] **Date of Patent: **Nov. 19, 1996**

[54] **FLEXIBLE JUMPER**

[75] Inventors: **Dana W. Kammersgard**, Vista; **Angus R. Colson, Jr.**, Jamul; **Cory Echito**, San Diego, all of Calif.

[73] Assignee: **Artecon**, Carlsbad, Calif.

[**] Term: **14 Years**

[21] Appl. No.: **40,142**

[22] Filed: **Jun. 12, 1995**

Related U.S. Application Data

[62] Division of Ser. No. 28,436, Sep. 15, 1994.

[52] **U.S. Cl.** **D13/147**

[58] **Field of Search** **D13/133, 146, D13/147; 439/246, 247, 455, 460, 507, 509, 569, 655**

[56] **References Cited**

U.S. PATENT DOCUMENTS

D. 317,291	6/1991	Esslinger	D13/133
D. 356,295	3/1995	Shoda et al.	D13/146
4,272,148	6/1981	Knack, Jr.	439/455
4,950,178	8/1990	Harvey et al.	439/507
5,044,984	9/1991	Mosser et al.	439/569 X
5,080,609	1/1992	Fabian et al.	439/540

OTHER PUBLICATIONS

Connectors on pages 126 and 127 of *Global Computer Supplies* Nov. 1993 catalog.
Connectors on p. 65 of *MCM Electronics Catalog* No. 27, Summer 1991.

Connectors on p. 68 of *MCM Electronics Catalog* No. 27, Summer 1991.

Primary Examiner—Joel Sincavage
Attorney, Agent, or Firm—John J. Murphey; Murphey Law Office

[57] **CLAIM**

The ornamental design of the flexible jumper, as shown in the eight figures and described.

DESCRIPTION

FIG. 1 is a left side view of the flexible jumper in its straightened configuration;

FIG. 2 is a top view of the straightened flexible jumper showing our new design;

FIG. 3 is a right side view of our new design;

FIG. 4 is a bottom view of the straightened flexible jumper showing our new design;

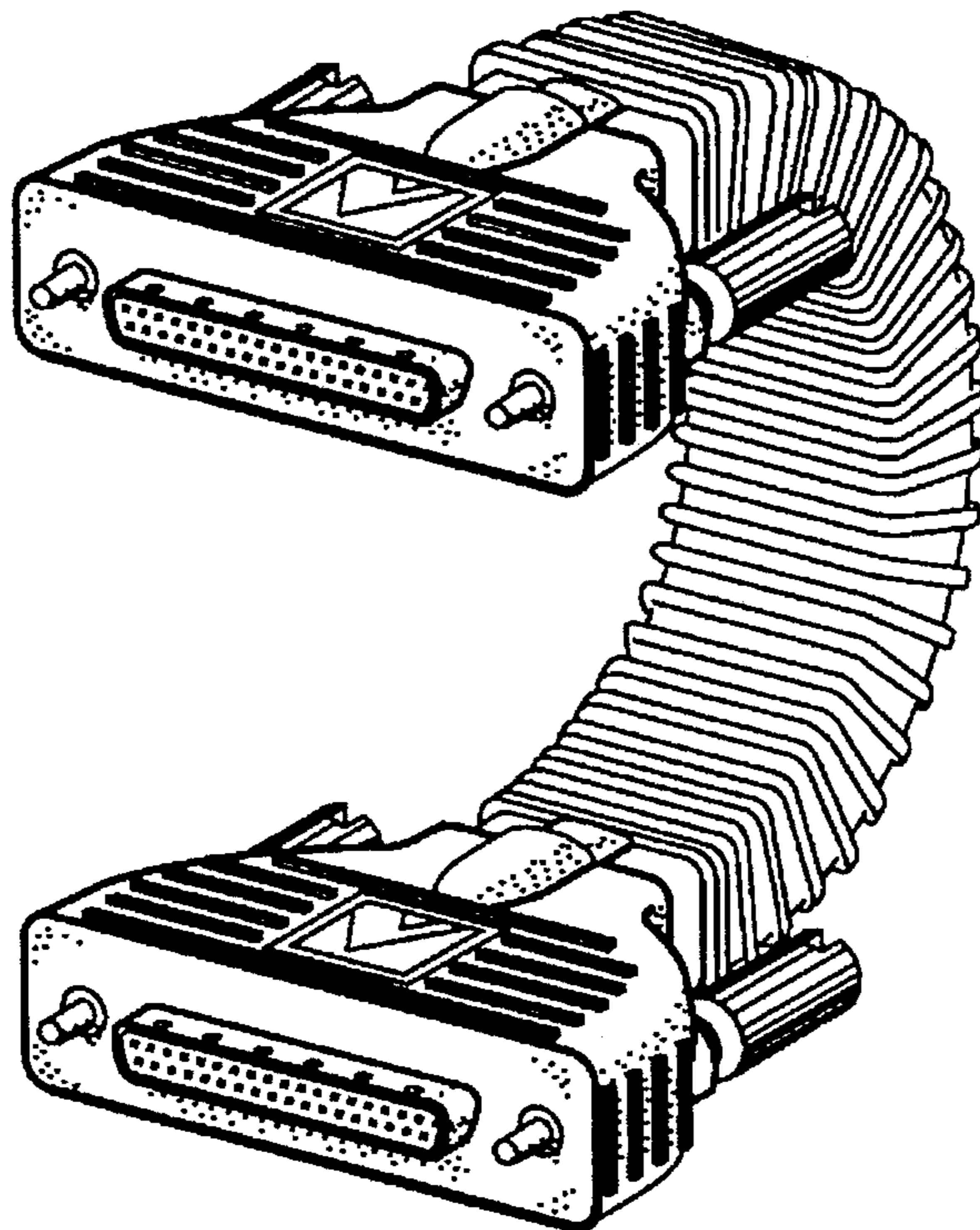
FIG. 5 is one end view of our new design showing the female end of the flexible jumper;

FIG. 6 is a trimetric view of our flexible jumper in its curved, mostly used configuration;

FIG. 7 is a trimetric view of our flexible jumper in its straightened configuration; and,

FIG. 8 is the other end view of our new design showing the male end of the flexible jumper.

1 Claim, 3 Drawing Sheets






FIG. 5




FIG. 8

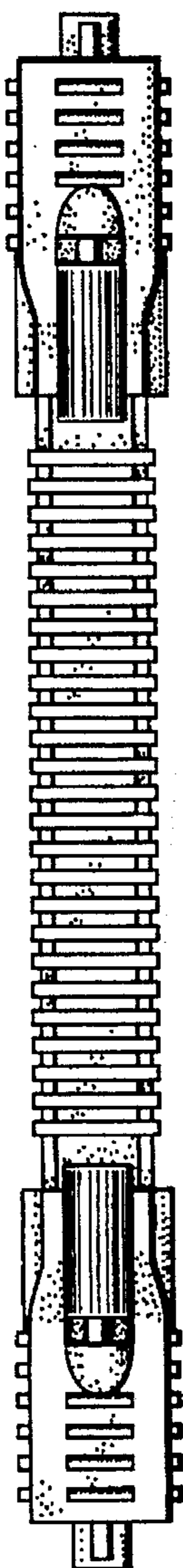


FIG. 1

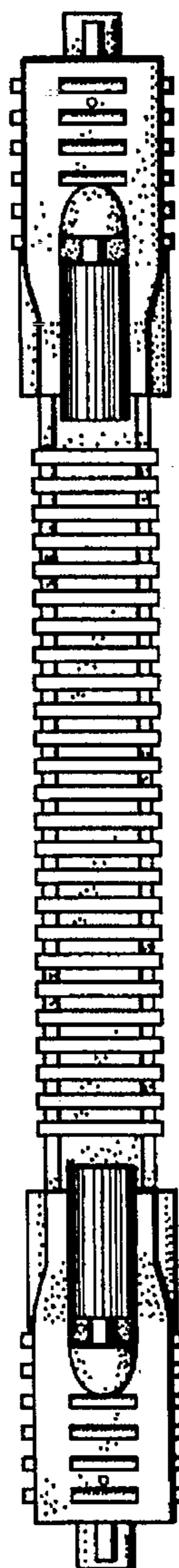


FIG. 3

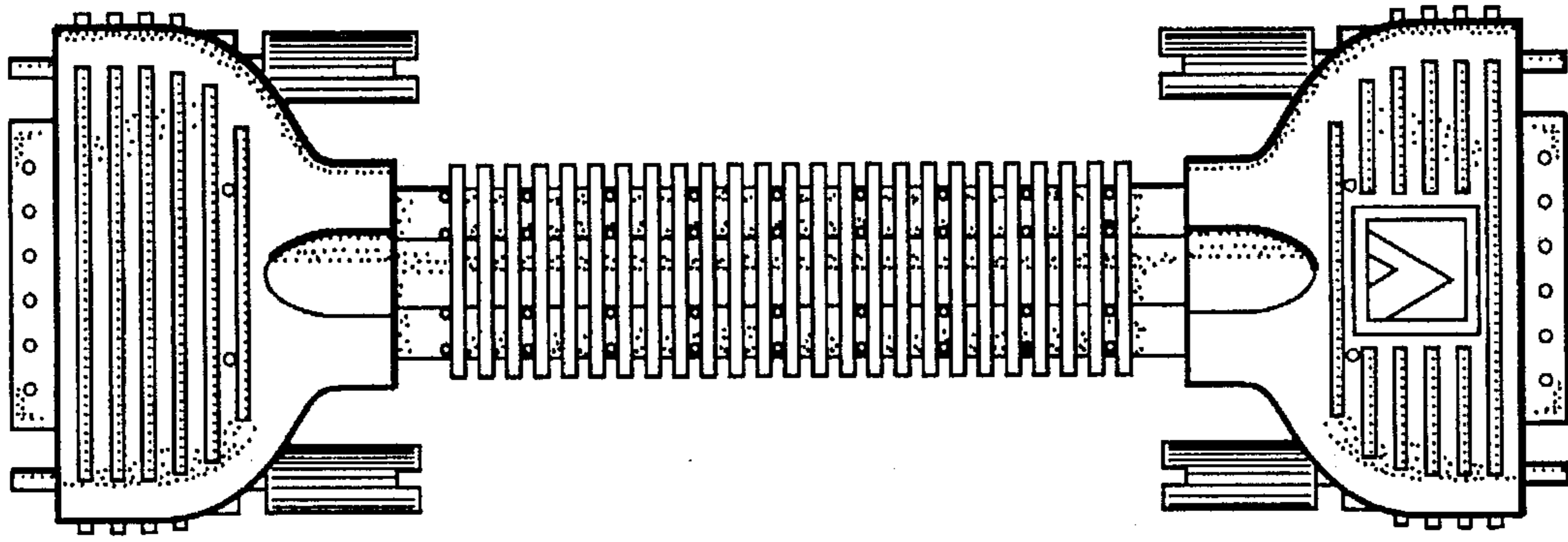


FIG. 4




FIG. 2

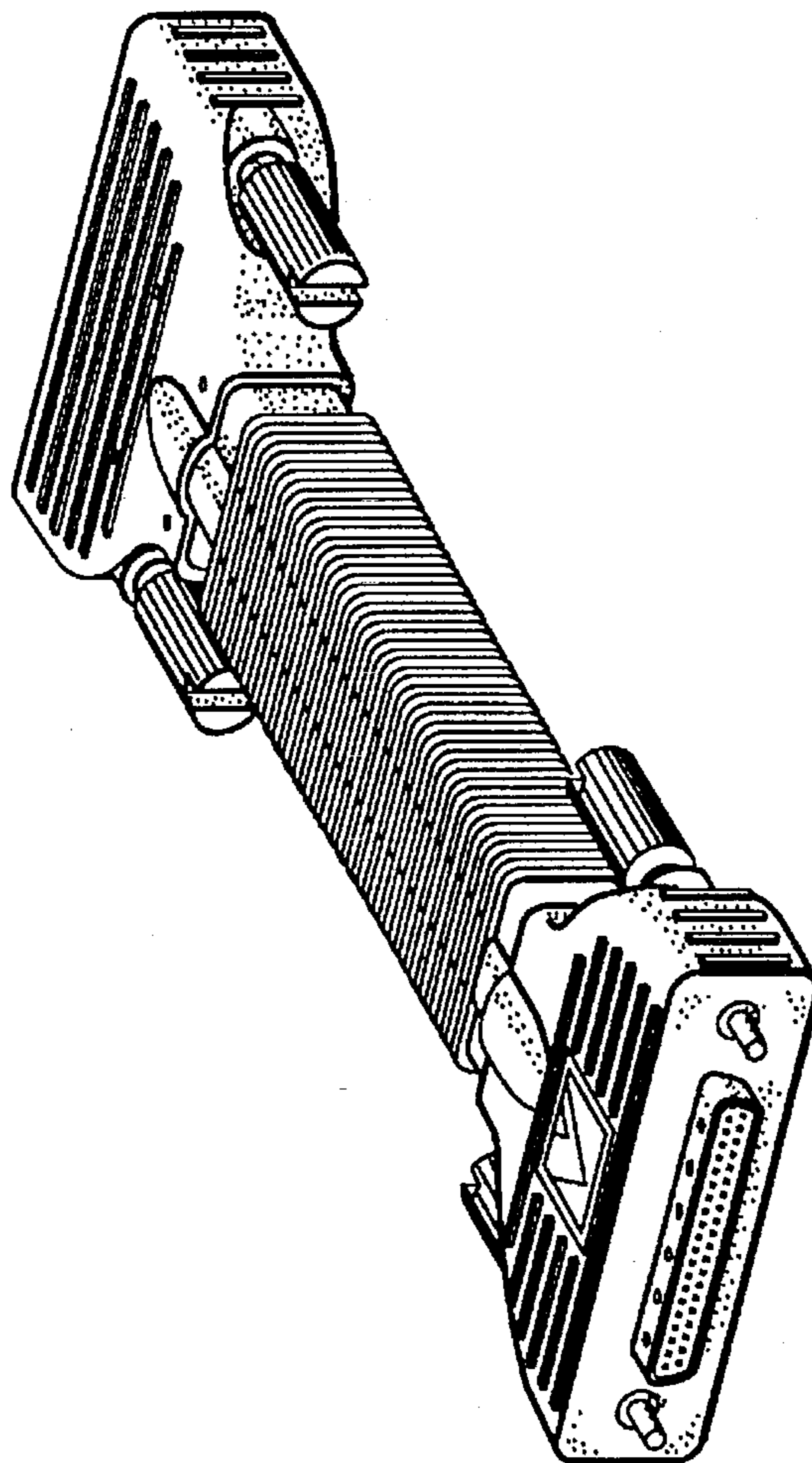


FIG. 7

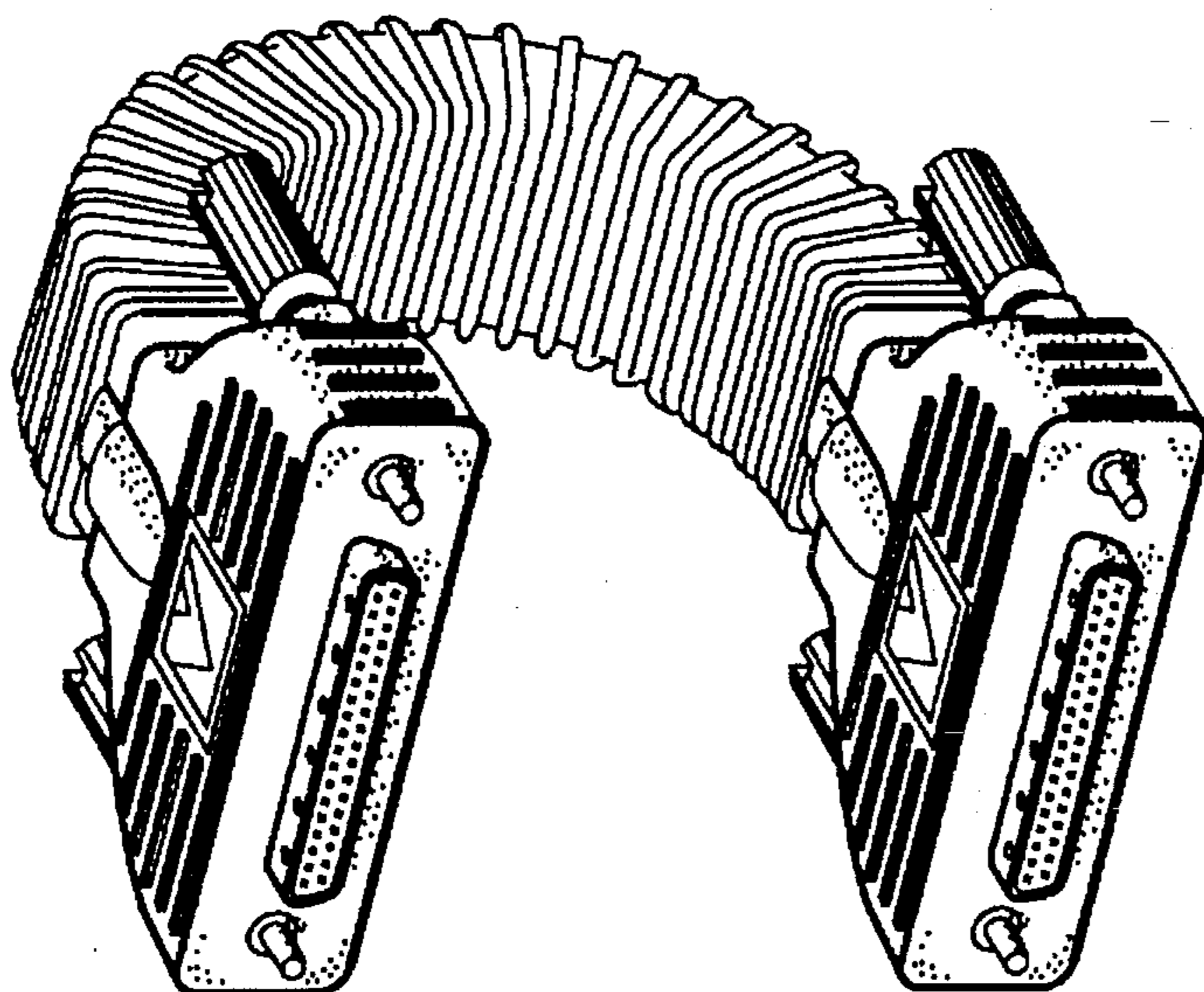


FIG. 6