



US00D375711S

United States Patent [19]

Thompson et al.

[11] Patent Number: **Des. 375,711**

[45] Date of Patent: ****Nov. 19, 1996**

[54] COVER FOR A MIRROR MOUNT

[76] Inventors: **David B. Thompson**, P.O. Box 1474;
David C. Moore, 22 SE. 10th; **Dusty R. Pace**, 4424 NW. B Pl.; **Michael E. Gannon**, P.O. Box 1582, all of Pendleton, Oreg. 97801

[**] Term: **14 Years**

[21] Appl. No.: **43,945**

[22] Filed: **Sep. 12, 1995**

[52] U.S. Cl. **D12/187**

[58] Field of Search D12/187-189;
359/838, 844, 871-876, 841, 865, 881;
138/118, 121, 173; 248/478, 479; D26/138

[56] **References Cited**

U.S. PATENT DOCUMENTS

D. 261,754	11/1981	Vitaloni	D12/187
D. 271,480	11/1983	Vitaloni	D12/187
D. 282,537	2/1986	Vitaloni	D12/187
D. 300,817	4/1989	Vitaloni	D12/187
D. 310,988	10/1990	Charet et al.	D12/187
D. 314,636	2/1991	Iacovelli	D26/138 X

D. 343,820	2/1994	Borello	D12/187
3,681,925	8/1972	Schmunk et al.	138/121 X
4,247,173	1/1981	Vitaloni	359/841
4,907,871	3/1990	Hou	359/841
4,998,812	3/1991	Hou	359/841
5,311,753	5/1994	Kanao	138/118 X

Primary Examiner—A. Hugo Word
Assistant Examiner—Lavone D. Tabor
Attorney, Agent, or Firm—Klarquist Sparkman Campbell Leigh & Winston, LLP

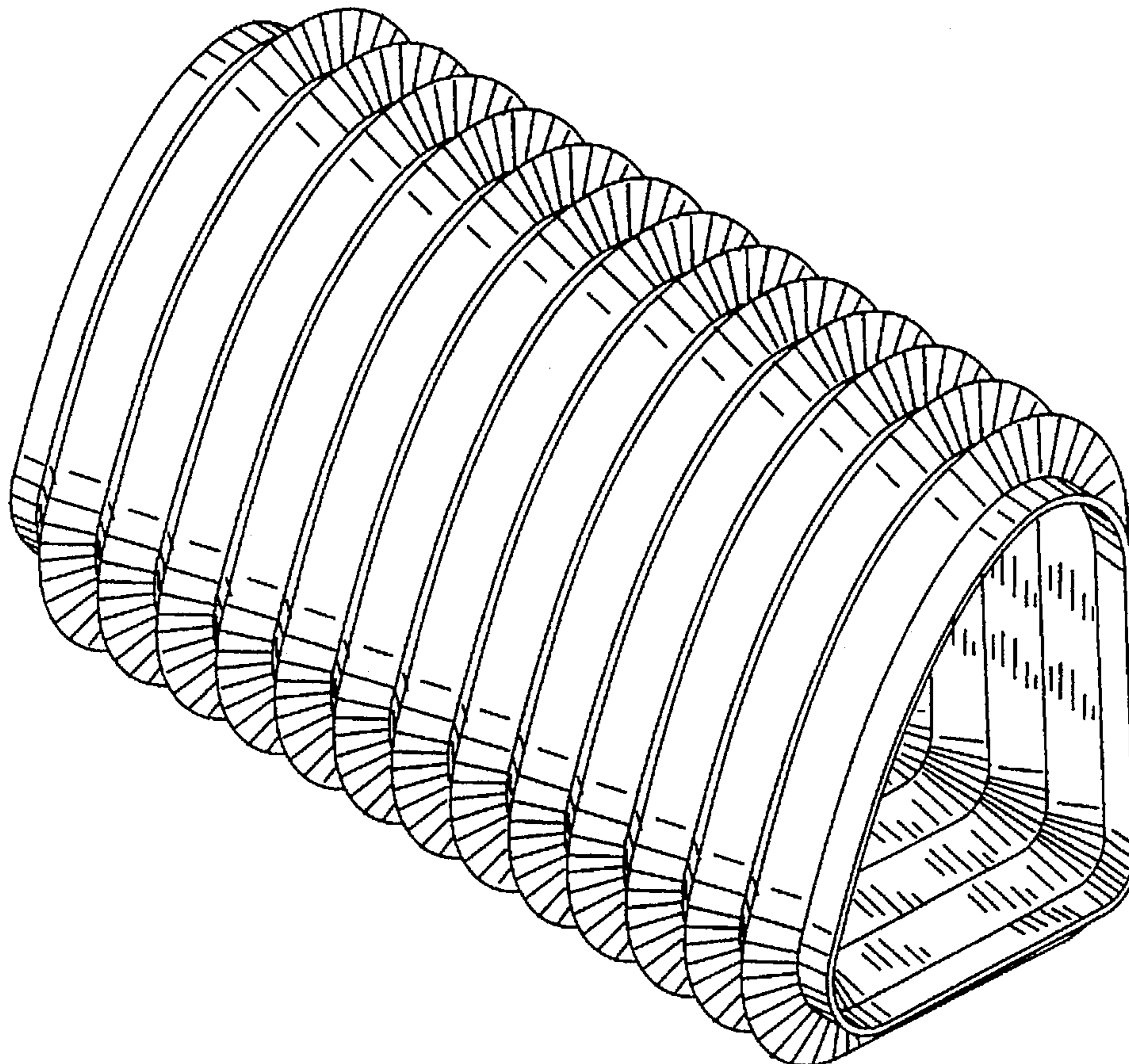
[57] **CLAIM**

The ornamental design for a cover for a mirror mount, as shown and described.

DESCRIPTION

FIG. 1 is a perspective view of a cover for a mirror mount according to our design;
FIG. 2 is an end elevation view; the opposite end being a mirror image thereof;
FIG. 3 is a front view thereof;
FIG. 4 is a back view thereof;
FIG. 5 is a top view thereof; and,
FIG. 6 is a bottom view thereof.

1 Claim, 1 Drawing Sheet



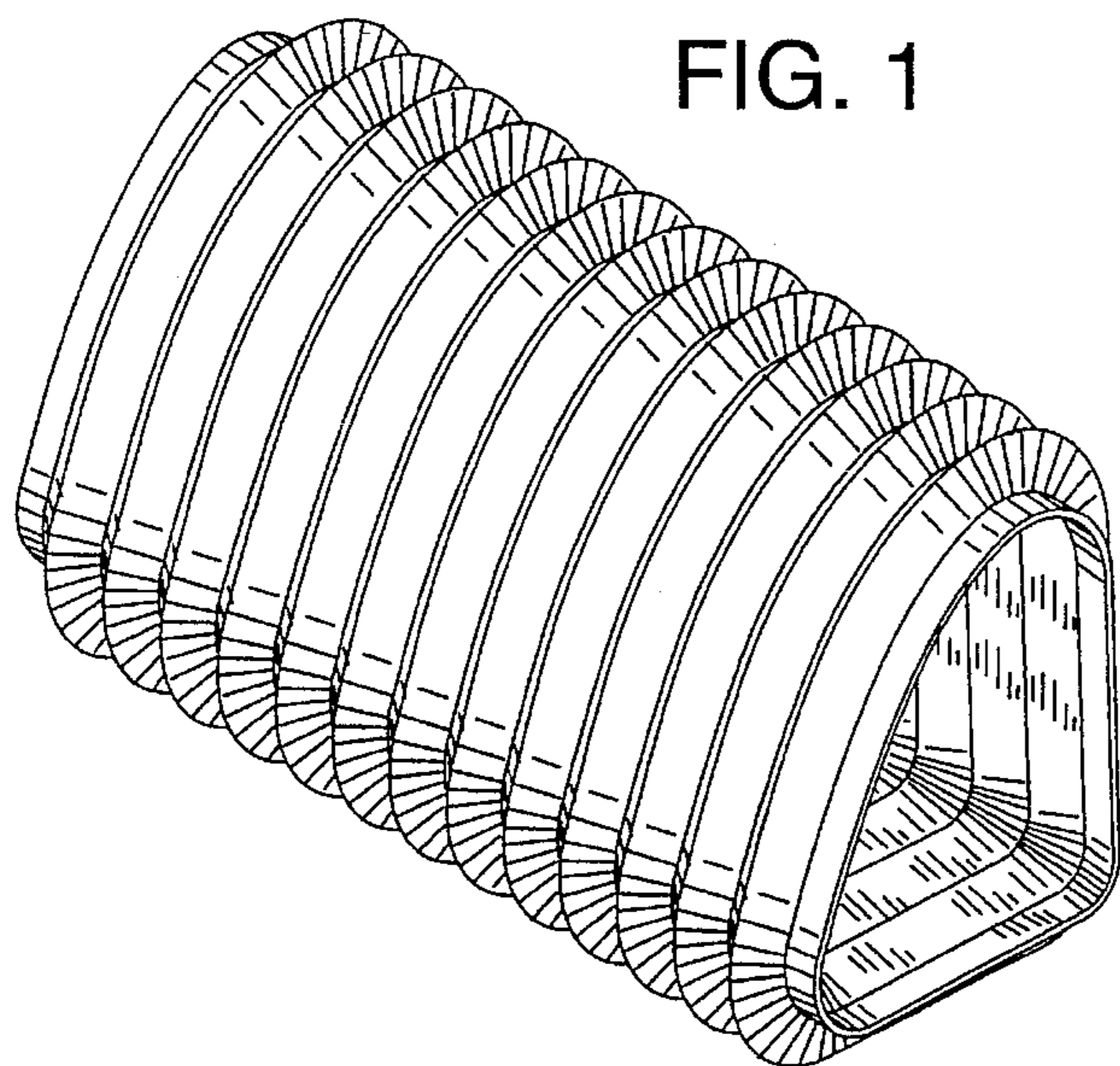


FIG. 1

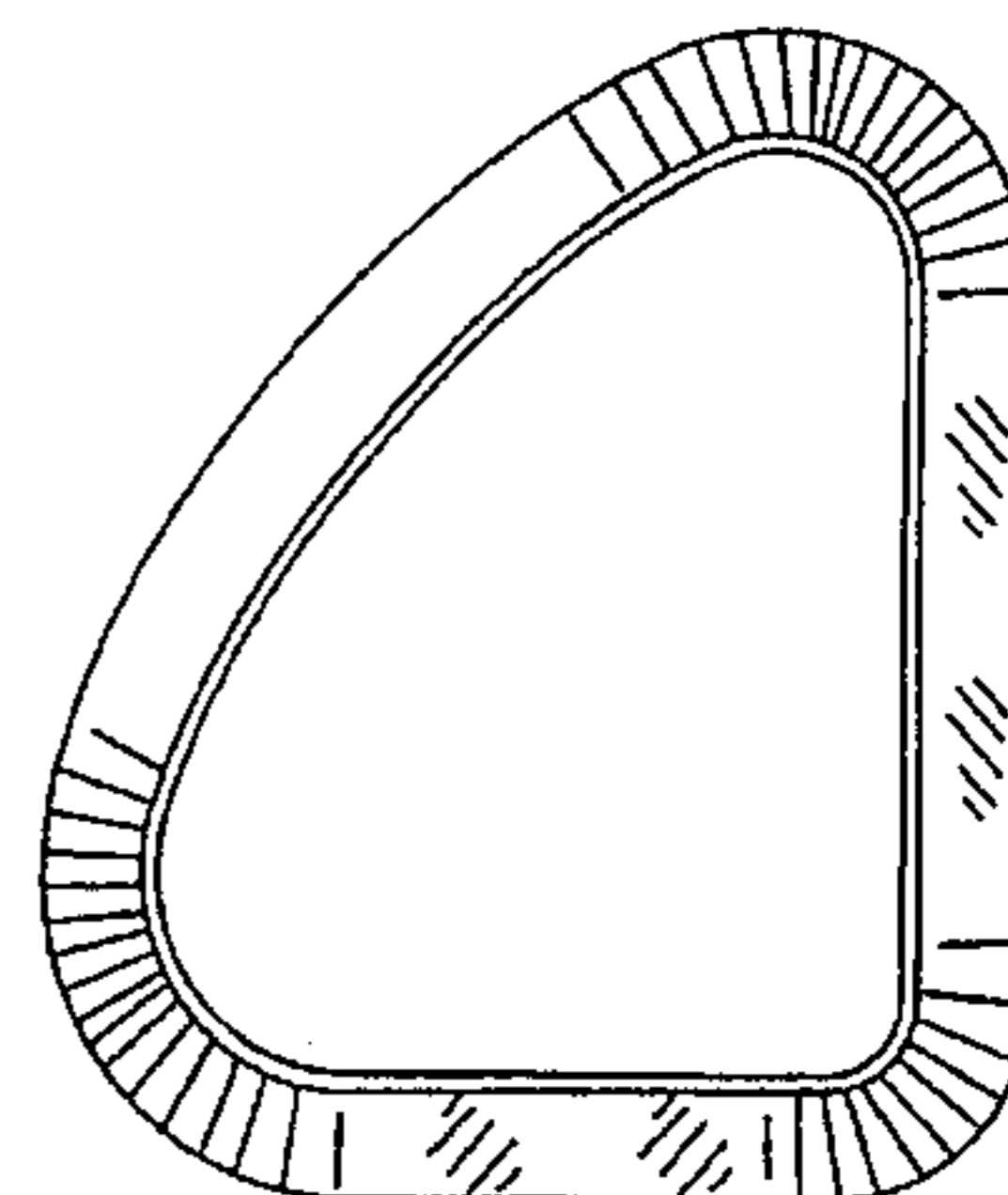


FIG. 2




FIG. 3




FIG. 4




FIG. 5




FIG. 6