



US00D375704S

United States Patent [19]

Flattery et al.

[11] Patent Number: **Des. 375,704**

[45] Date of Patent: ****Nov. 19, 1996**

[54] **VEHICLE**

[75] Inventors: **Tim Flattery**, Newbury Park; **Barbara Ling**, Echo Park; **Joel Schumacher**, Burbank, all of Calif.

[73] Assignee: **DC Comics**, New York, N.Y.

[**] Term: **14 Years**

[21] Appl. No.: **47,605**

[22] Filed: **Dec. 8, 1995**

Related U.S. Application Data

[63] Continuation of Ser. No. 39,258, Jun. 1, 1995, abandoned.

[52] U.S. Cl. **D12/86**

[58] Field of Search D12/1, 91, 92, D12/181; 296/185, 180.1, 180.3; D21/128, 136, 137

[56] References Cited

U.S. PATENT DOCUMENTS

D. 80,844	4/1930	Loewy	D12/90
D. 83,083	1/1931	Wenning	D12/91
D. 86,742	4/1932	Pike	D12/91
D. 93,995	12/1934	Northup	D12/91
D. 97,697	12/1935	Buehrig	D12/86
D. 152,320	1/1949	Buehrig	D12/88
D. 169,448	4/1953	Lane	D12/91
D. 176,255	12/1955	Handler	D34/15
D. 180,509	6/1957	Earl	D12/92
D. 182,368	3/1958	Luntz	D14/3
D. 184,921	4/1959	Eggers	D14/3
D. 185,843	8/1959	James	D14/3
D. 187,021	1/1960	Marinelli	D14/3
D. 203,841	2/1966	Power	D34/15
D. 205,764	9/1966	Brisendine	D14/3
D. 205,998	10/1966	Barris	D14/3
D. 248,886	8/1978	Kato	D34/15
D. 293,002	12/1987	Ohkawa	D21/87

D. 293,258	12/1987	Noshiro	D21/136
D. 311,882	11/1990	Furst	D12/92
D. 331,895	12/1992	Panoz et al.	D12/92
D. 337,626	7/1993	Chen	D21/136
1,266,191	5/1918	Adsit	296/180.1
3,298,707	1/1967	Gerin	280/87
4,925,236	5/1990	Itoh et al.	296/180.5
5,374,098	12/1994	Nelson	296/180.1

Primary Examiner—Freda Nunn
Attorney, Agent, or Firm—Notaro & Michalos P.C.

[57] CLAIM

The ornamental design for a vehicle, as shown and described.

DESCRIPTION

FIG. 1 is a front perspective view of the vehicle of the invention, as viewed from the top, left-hand side with the rear fins closed;

FIG. 2 is a front view of the vehicle of the invention, with the rear fins closed;

FIG. 3 is a side view of the vehicle of the invention with the rear fins closed;

FIG. 4 is a top plan view of the vehicle of the invention with the rear fins closed;

FIG. 5 is a rear view of the vehicle of the invention with the rear fins closed;

FIG. 6 is a front perspective view of the vehicle of the invention, as viewed from the top, left-hand side, with the rear fins open;

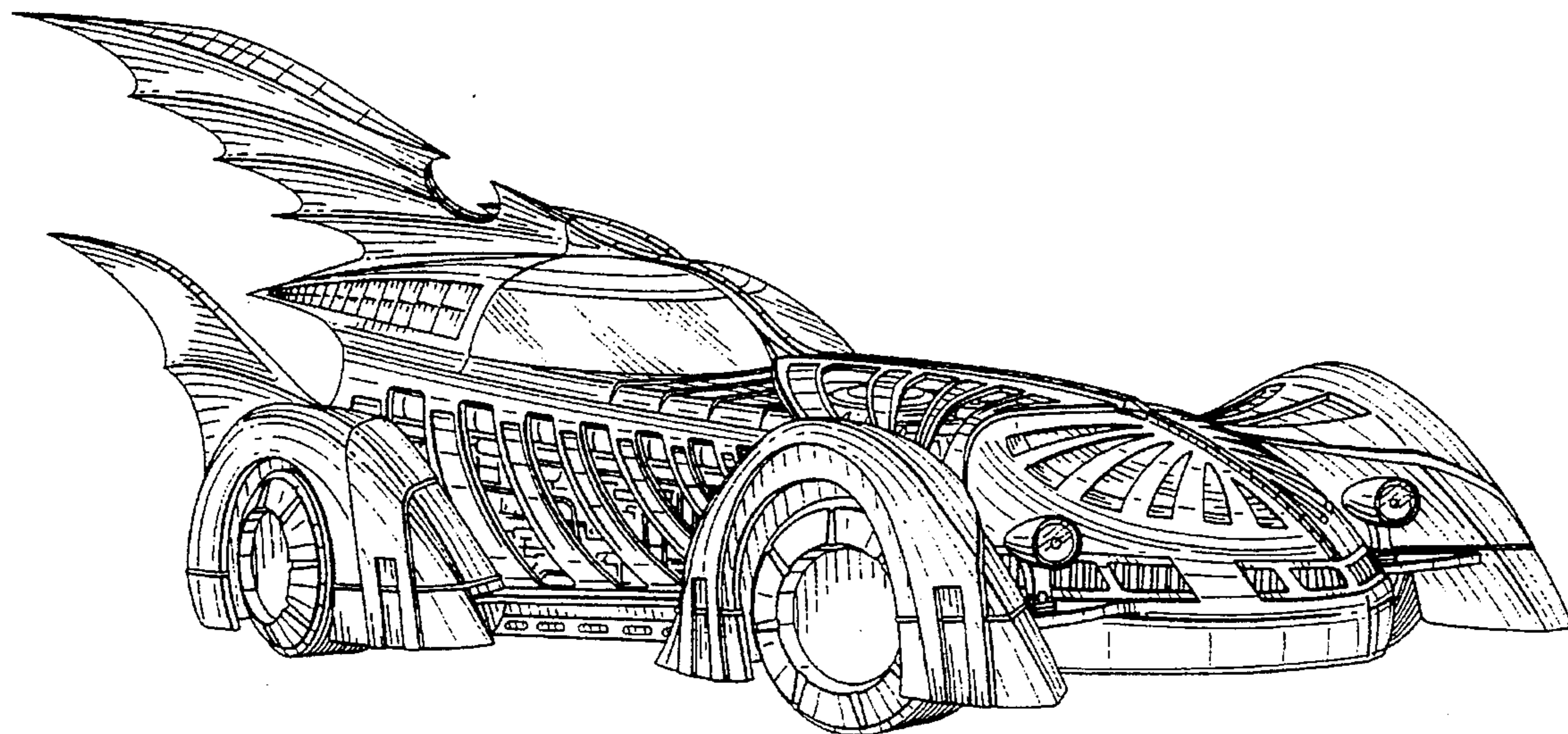
FIG. 7 is a front view of the vehicle of the invention, with the rear fins open;

FIG. 8 is a side view of the vehicle of the invention, with the rear fins open;

FIG. 9 is a top plan view of the vehicle of the invention, with the rear fins open; and,

FIG. 10 is a rear view of the vehicle of the invention, with the rear fins open.

1 Claim, 4 Drawing Sheets



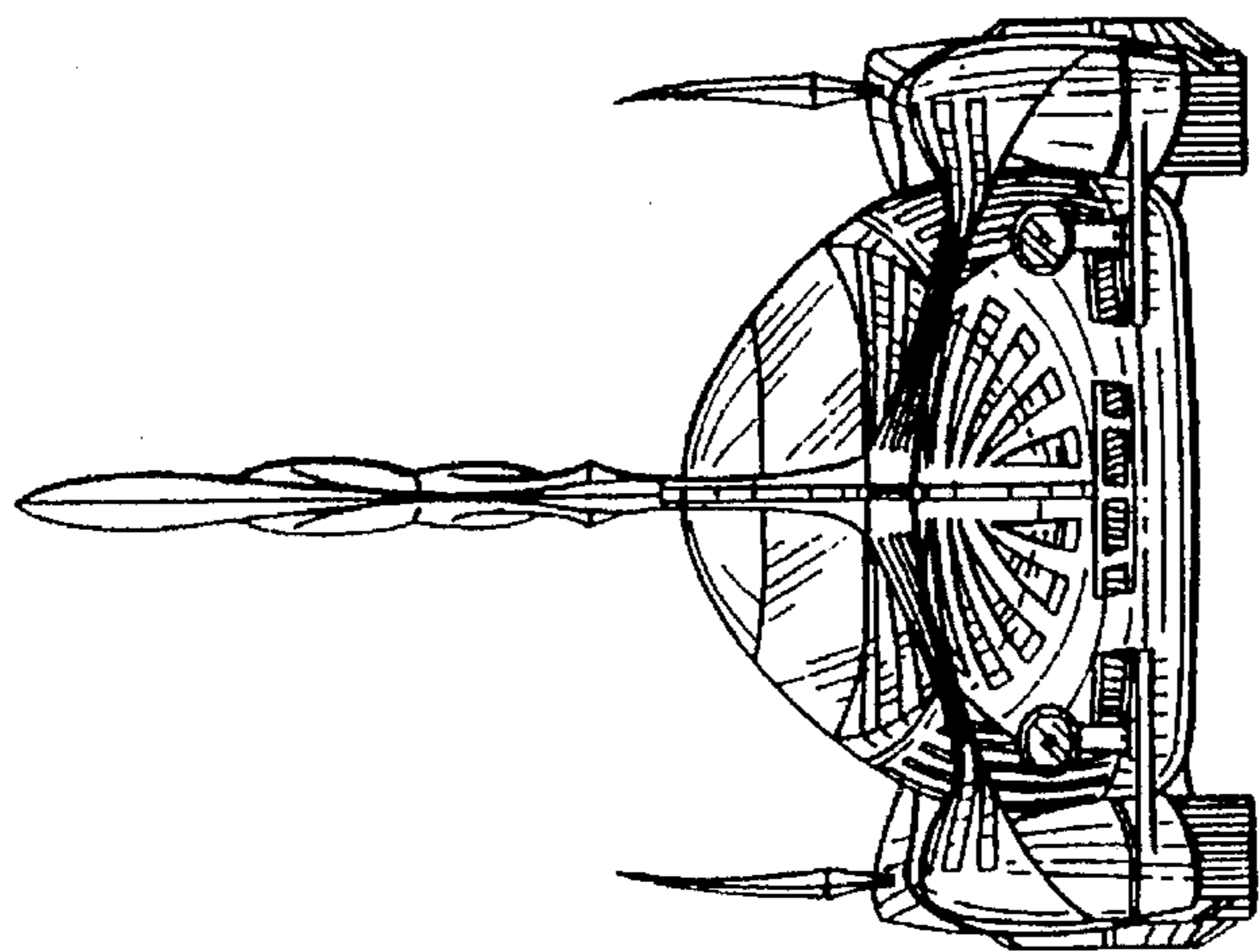
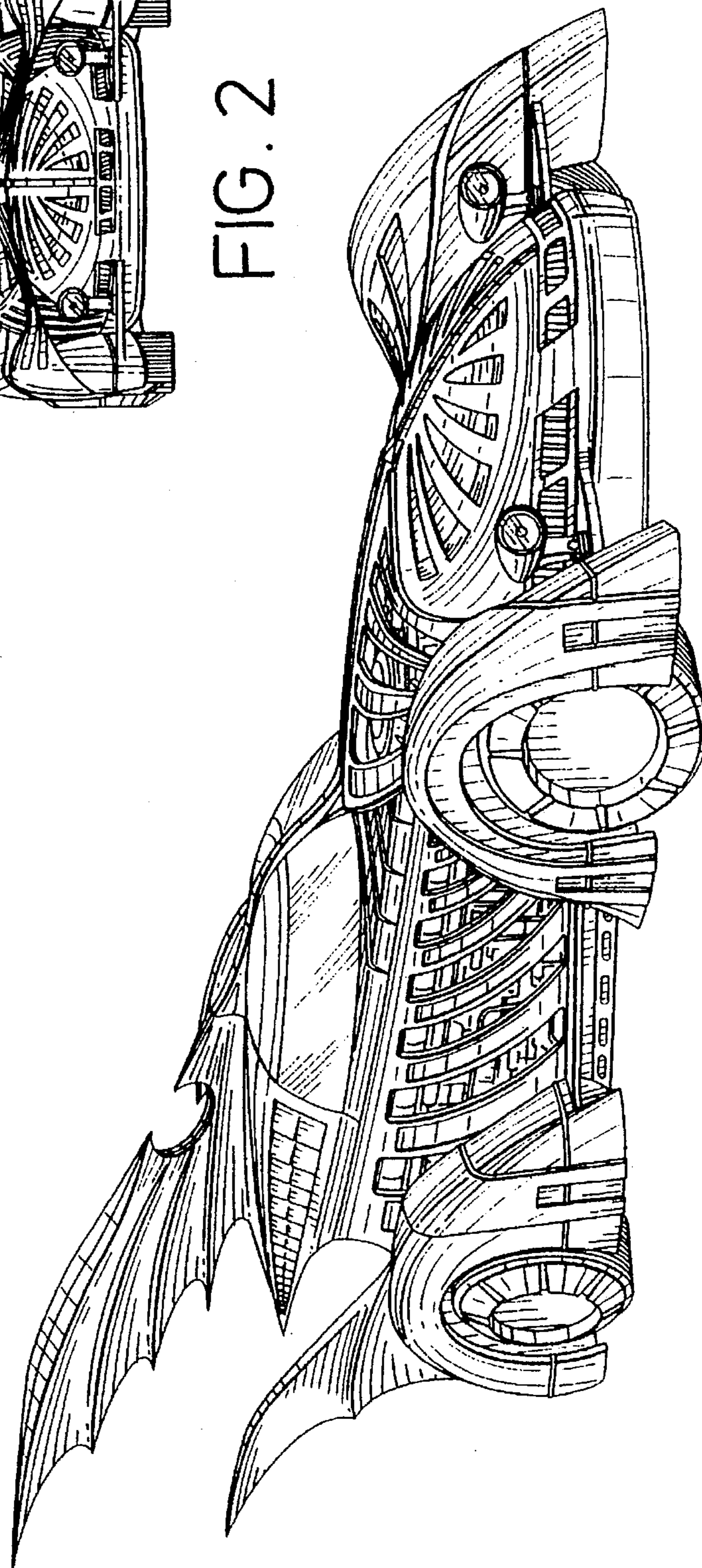


FIG. 1

FIG. 2



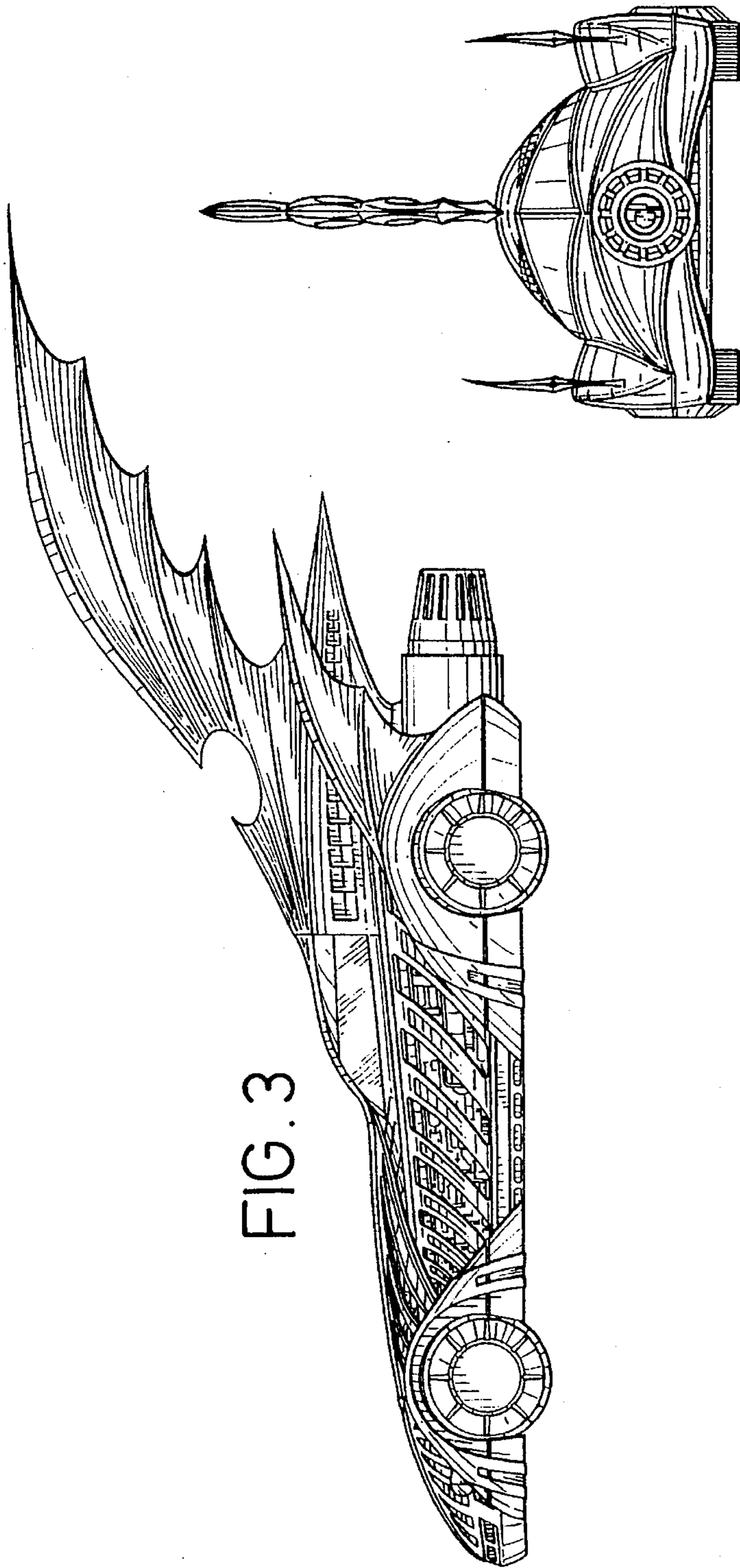


FIG. 3

FIG. 5

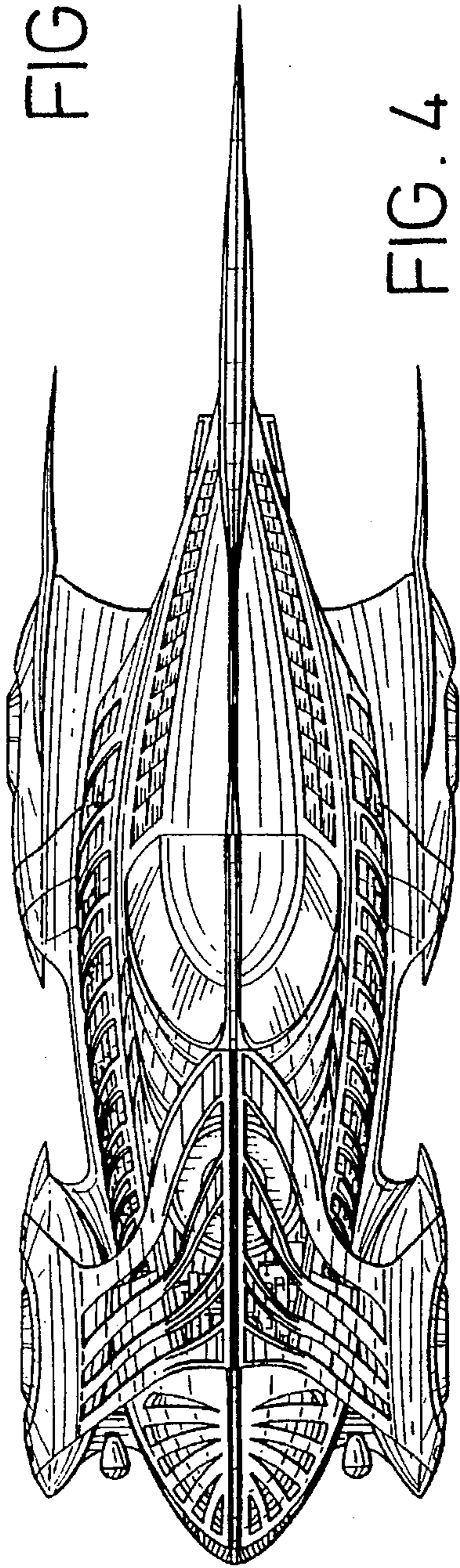


FIG. 4

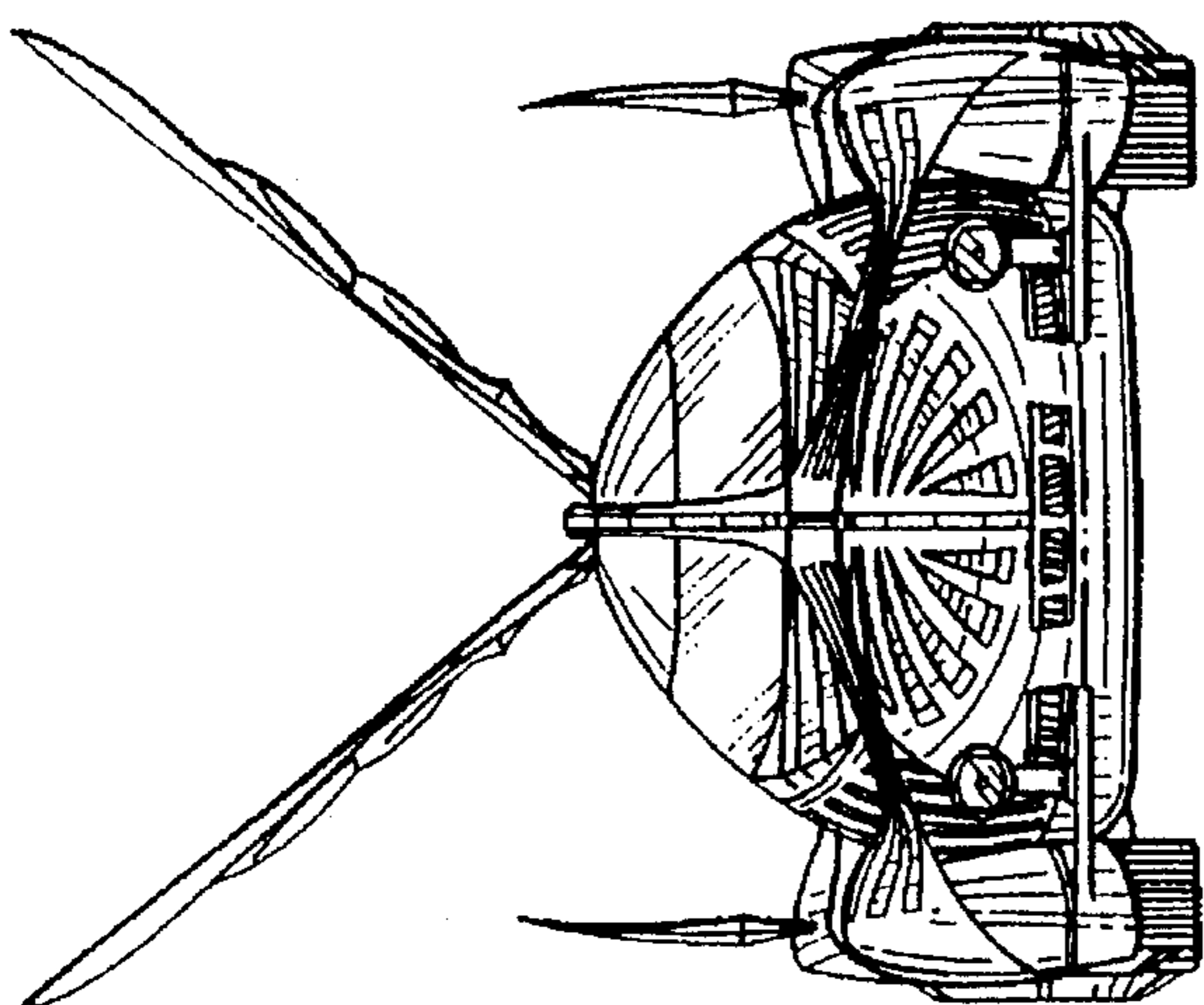
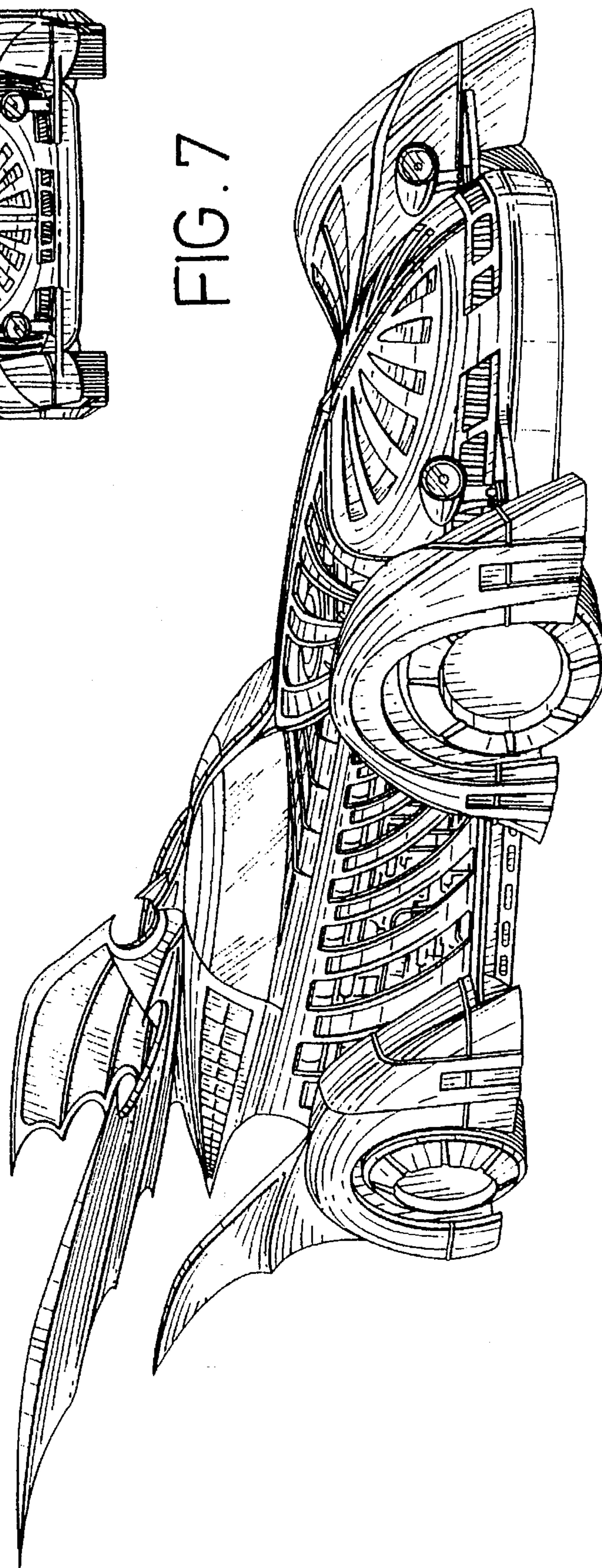


FIG. 6

FIG. 7



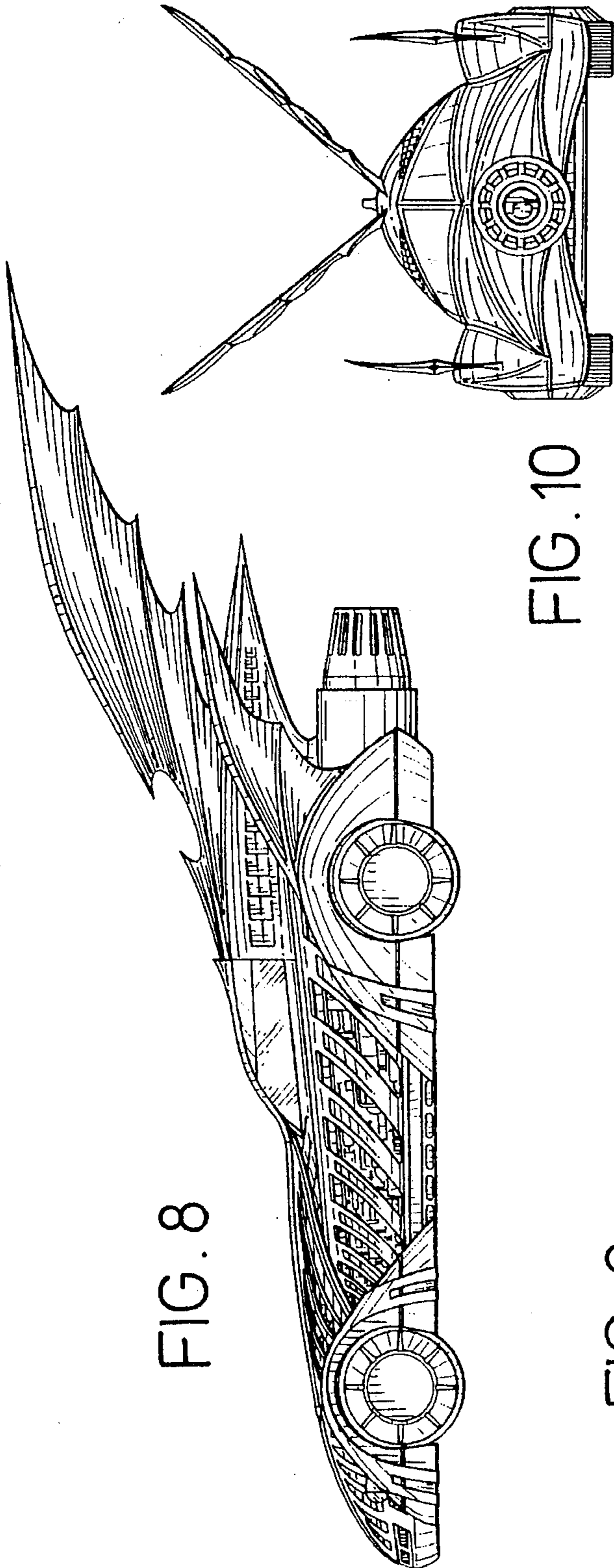


FIG. 8

FIG. 10

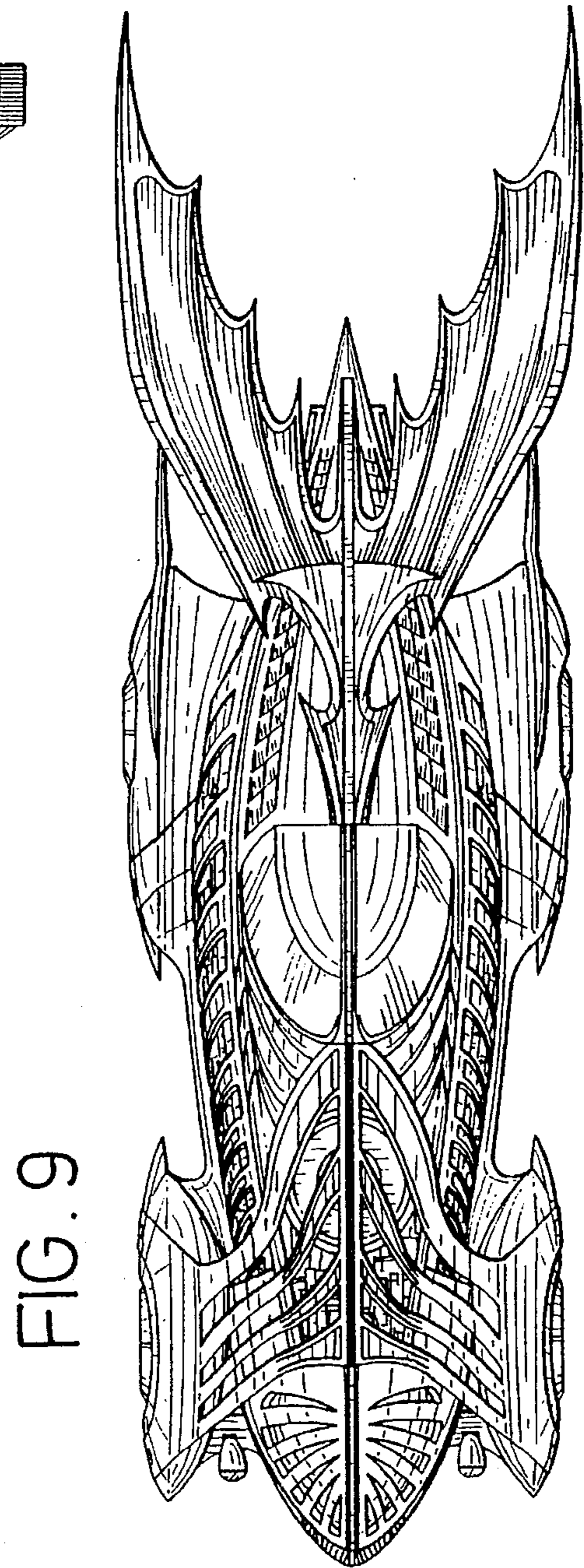


FIG. 9