



US00D375650S

# United States Patent [19]

[11] Patent Number: **Des. 375,650**

Saito et al.

[45] Date of Patent: **\*\*Nov. 19, 1996**

[54] **BEVERAGE FEEDING MACHINE**

D. 359,874	7/1995	Smith et al.	.....	D7/308
D. 368,201	3/1996	Kahler	.....	D7/311 X
4,513,885	4/1985	Hogan	.....	D7/308 X

[75] Inventors: **Yoshikazu Saito**, Higashimatsuyama;  
**Toshiro Fujii**, Saitama-ken, both of  
Japan

**OTHER PUBLICATIONS**

Dispenser (bottom left) Food Service Equipment & Supplies  
Specialist Jan. 1988 p. 85.  
SID-650A-80 Remcor Dispenser, Restaurants & Institu-  
tions Spring 1988 p. 112.

[73] Assignee: **Sanyo Electric Co., Ltd.**, Osaka-fu,  
Japan

*Primary Examiner*—M. N. Pandozzi  
*Attorney, Agent, or Firm*—Darby & Darby, P.C.

[\*\*] Term: **14 Years**

[21] Appl. No.: **45,114**

[57] **CLAIM**

[22] Filed: **Oct. 10, 1995**

The ornamental design for beverage feeding machine, as  
shown.

[30] **Foreign Application Priority Data**

**DESCRIPTION**

Apr. 11, 1995 [JP] Japan ..... 7-10204

[52] **U.S. Cl.** ..... **D7/307; D7/308**

[58] **Field of Search** ..... D7/590, 601, 602,  
D7/603, 306, 619, 392, 397, 305, 307,  
308; 222/189, 185.1

FIG. 1 is a perspective view thereof looking from the upper  
right direction of beverage feeding machine;  
FIG. 2 is a front view thereof;  
FIG. 3 is a right-side view thereof;  
FIG. 4 is a left-side view thereof;  
FIG. 5 is a rear view thereof;  
FIG. 6 is a top view thereof; and,  
FIG. 7 is a bottom view thereof.

[56] **References Cited**

**U.S. PATENT DOCUMENTS**

D. 218,069	7/1970	Cornelius	.....	D7/307
D. 261,390	10/1981	Harvill	.....	D7/307
D. 269,516	6/1983	Kiser	.....	D7/308
D. 282,617	2/1986	Hogan	.....	D7/308

**1 Claim, 2 Drawing Sheets**

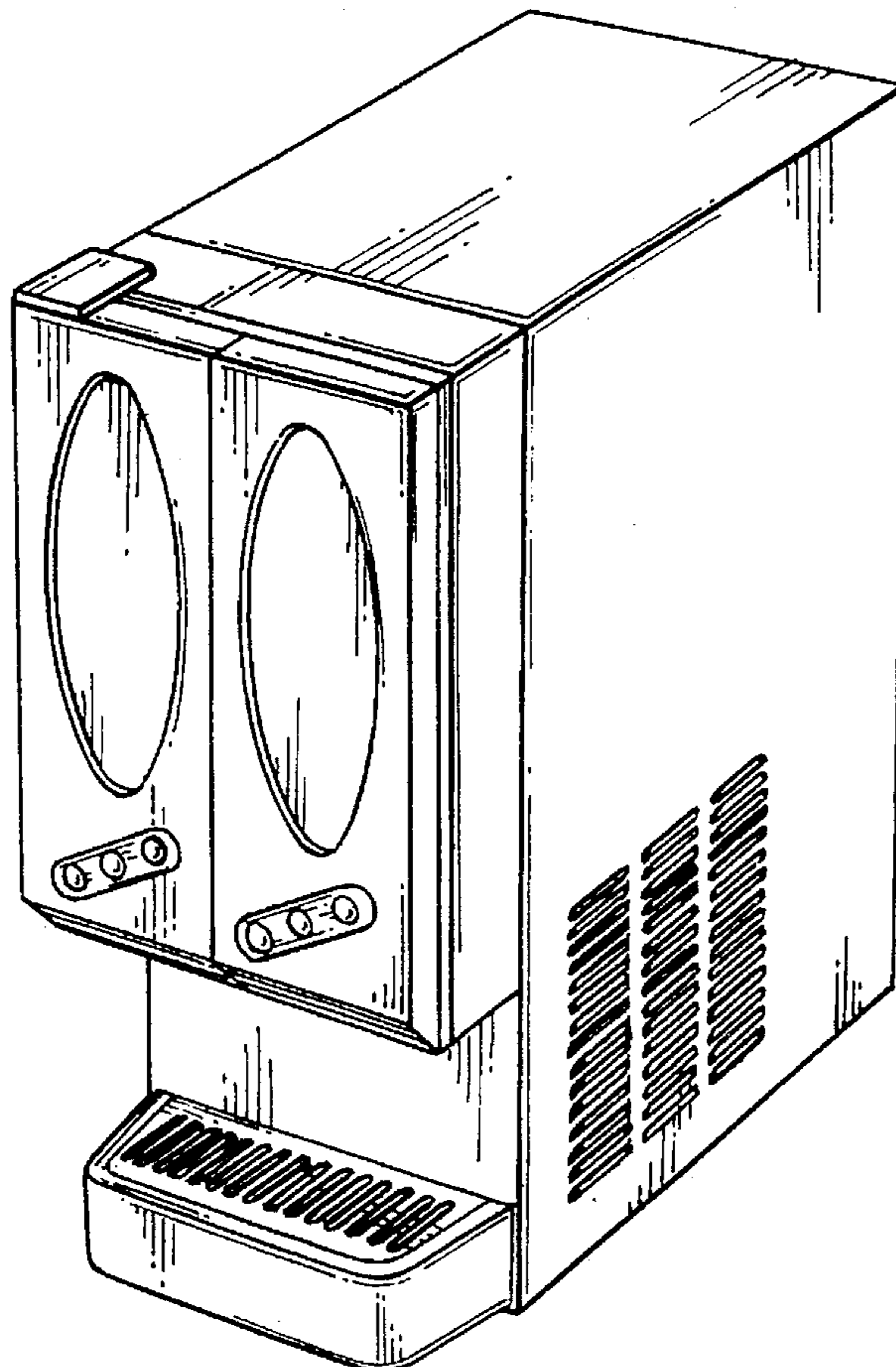


FIG-1

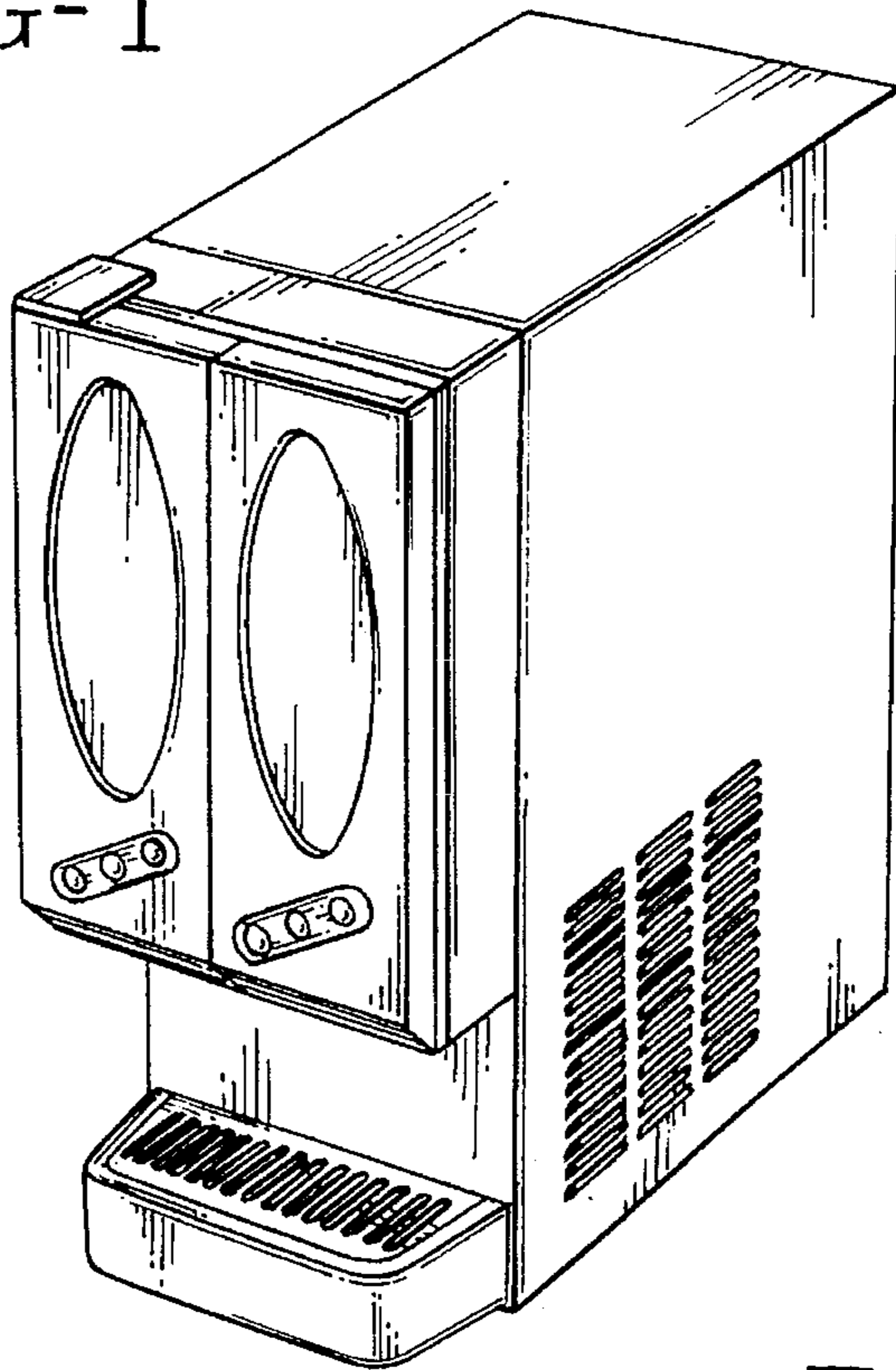


FIG-2

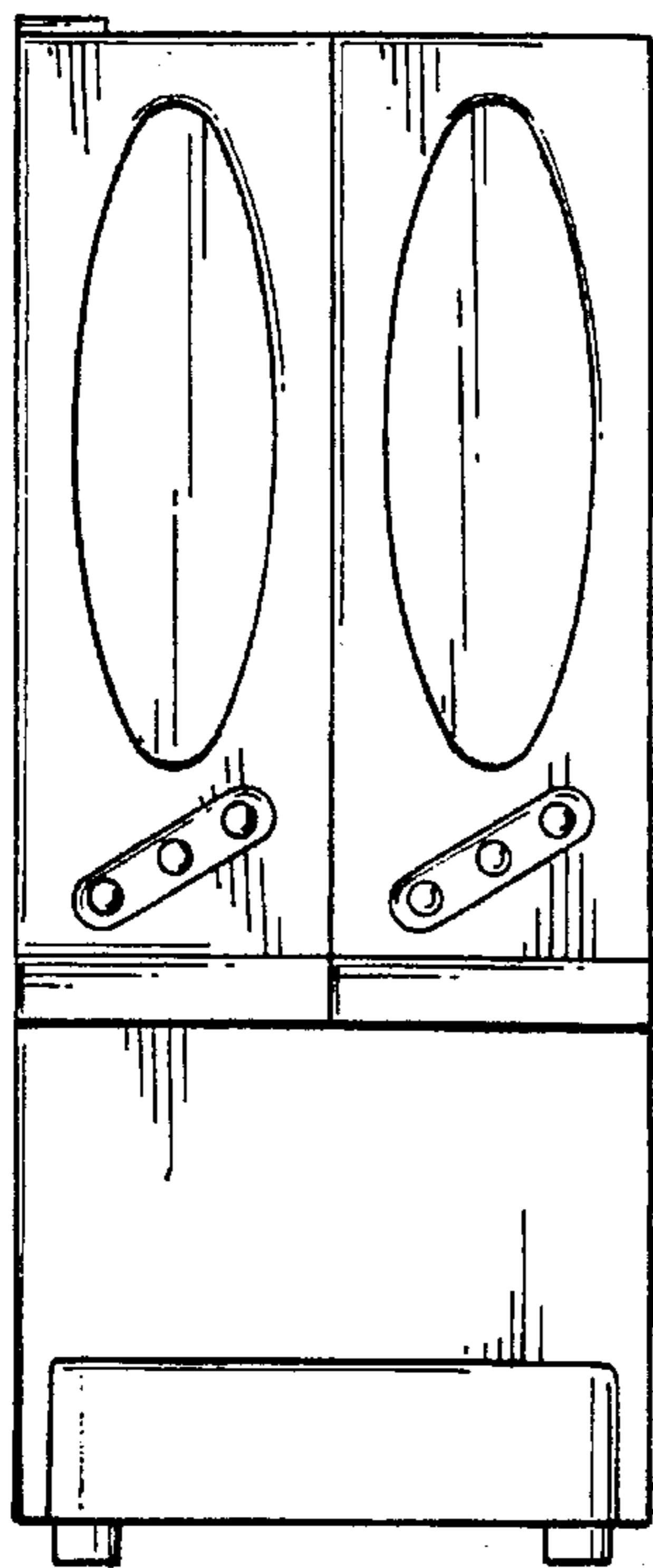


FIG-3




FIG-4

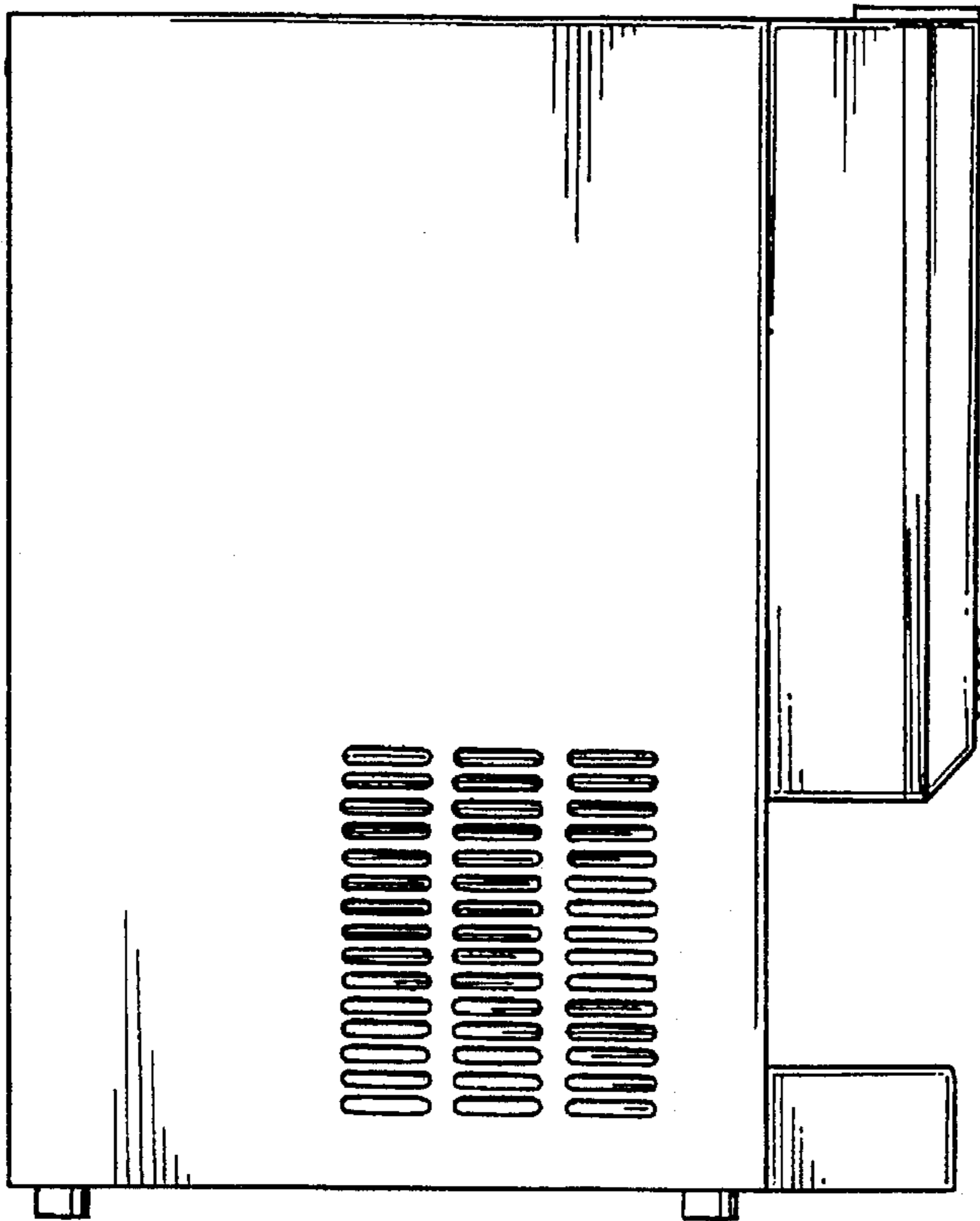


FIG-5




FIG-6

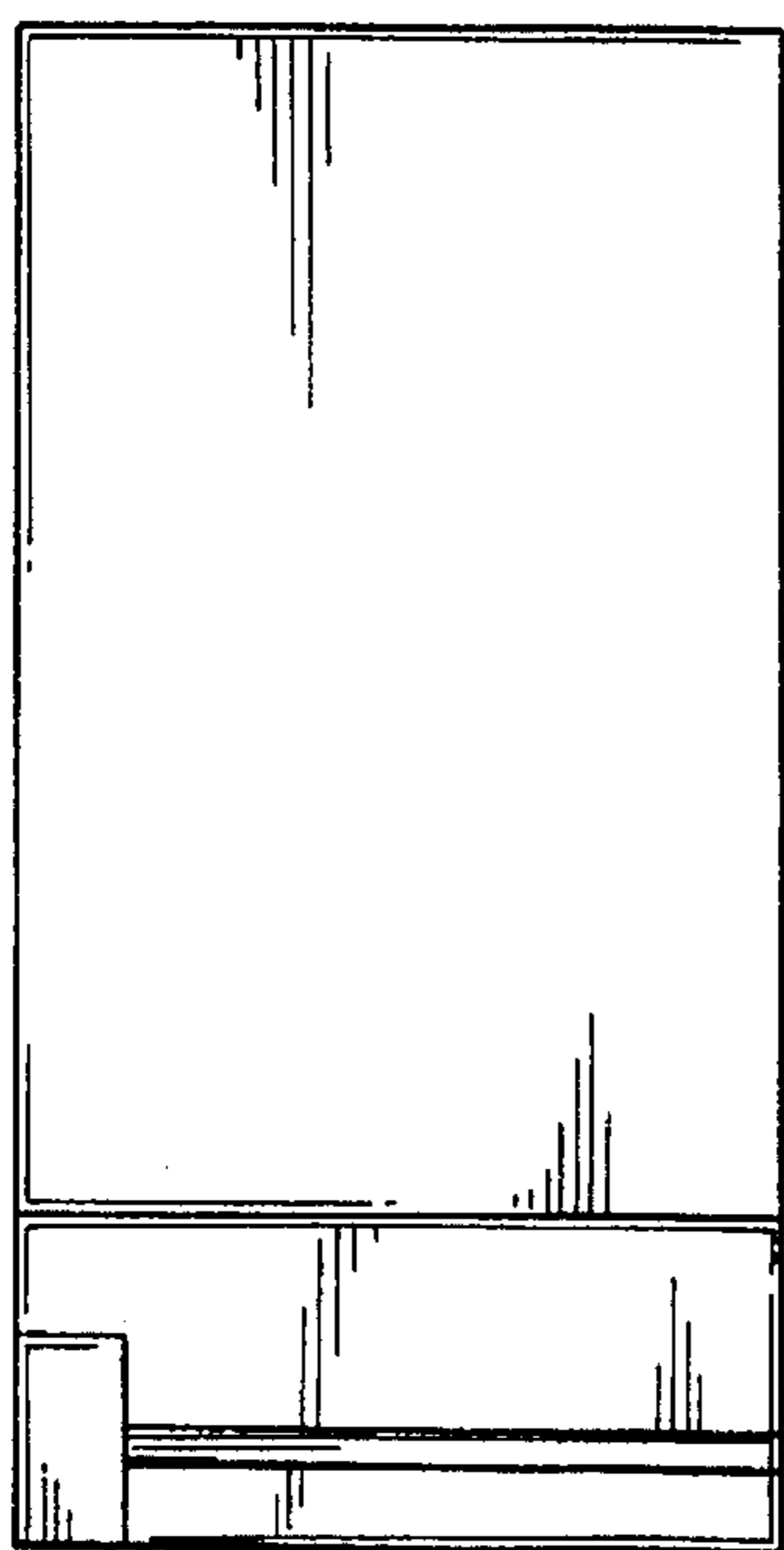


FIG-7

