



US00D375623S

# United States Patent [19]

[11] Patent Number: **Des. 375,623**

Pearl-Lee

[45] Date of Patent: **\*\*Nov. 19, 1996**

[54] CASINO UTILITY BAG

Attorney, Agent, or Firm—Zarley, McKee, Thomte, Voorhees & Sease; Dennis L. Thomte

[76] Inventor: **Judy M. Pearl-Lee**, 736 Sunset Trail, Omaha, Nebr. 68132

[57] **CLAIM**

[\*\*] Term: **14 Years**

The ornamental design for a casino utility bag, as shown and described.

[21] Appl. No.: **47,912**

**DESCRIPTION**

[22] Filed: **Dec. 14, 1995**

[52] U.S. Cl. .... **D3/226**

[58] Field of Search ..... D3/226, 224; 224/148.1, 224/901, 637, 660, 664, 674, 677

FIG. 1 is a front view of the casino utility bag showing my new design;

FIG. 2 is a rear view thereof;

FIG. 3 is a top plan view thereof;

FIG. 4 is a bottom view thereof;

FIG. 5 is a side elevational view thereof taken from the right side of FIG. 1;

FIG. 6 is a side elevational view thereof taken from the right side of FIG. 2; and,

FIG. 7 is a perspective view thereof.

The broken line showing of a billfold in FIG. 1, 3, 5, 6 and 7 is for illustrative purposes only and forms no part of the claimed design.

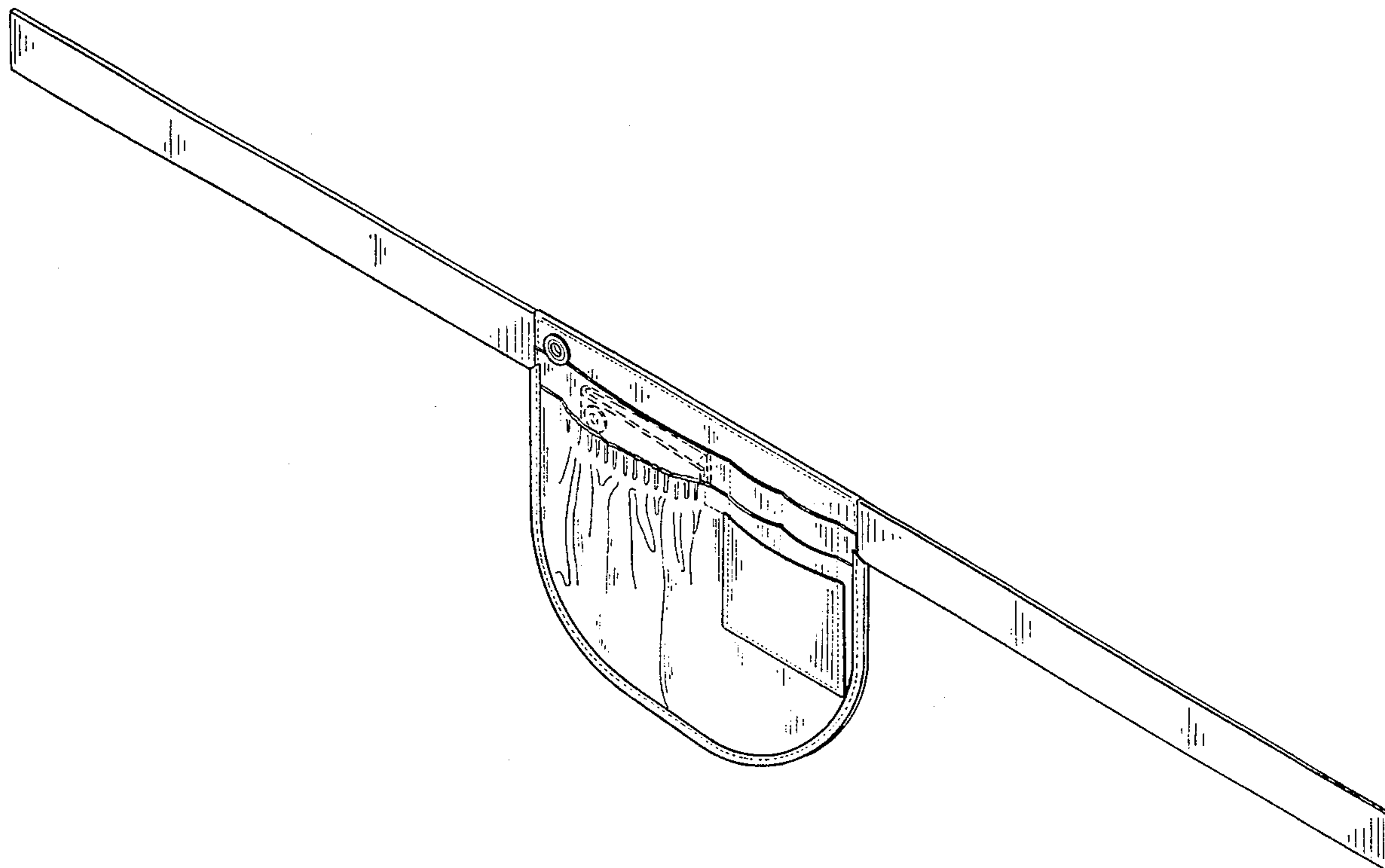
[56] **References Cited**

**U.S. PATENT DOCUMENTS**

D. 252,355	7/1979	Uber .....	D3/226
D. 355,070	2/1995	Thiessen .....	D3/226
367,996	8/1887	Nathan .....	D3/226 X
5,470,000	11/1995	Muñoz .....	224/901 X

Primary Examiner—Doris V. Coles  
Assistant Examiner—Catherine R. Oliver

**1 Claim, 2 Drawing Sheets**



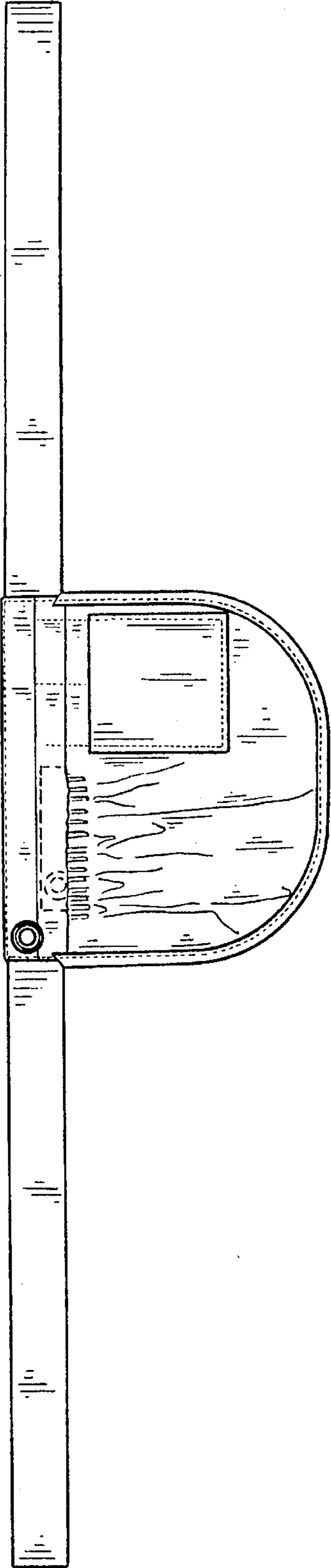


FIG. 1




FIG. 2



FIG. 3



FIG. 4




FIG. 5




FIG. 6

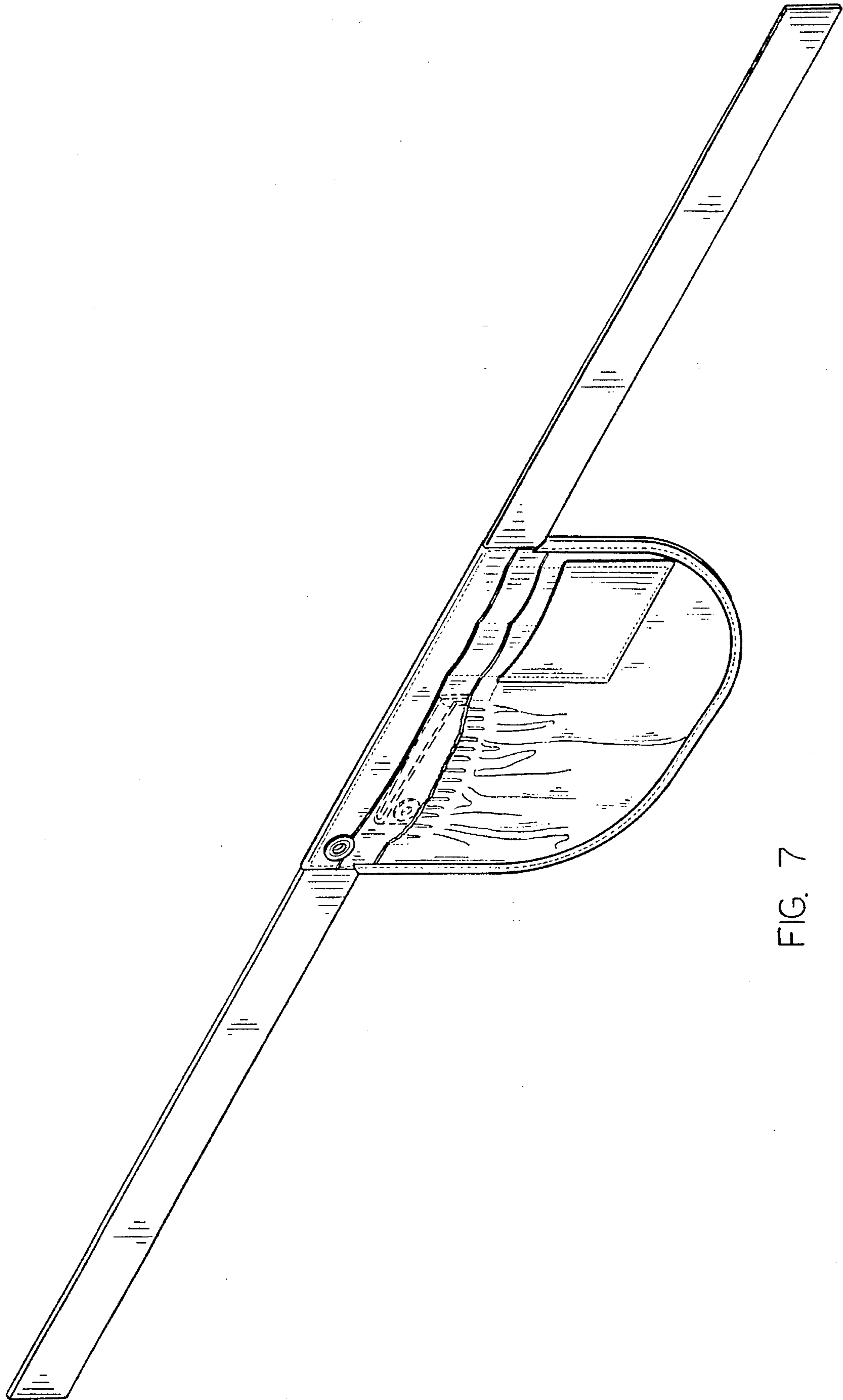


FIG. 7