



US00D375606S

United States Patent [19]

[11] Patent Number: Des. 375,606

Dallman et al.

[45] Date of Patent: **Nov. 12, 1996

[54] AUTOMATIC TELLER MACHINE CABINET

[75] Inventors: Ernest R. Dallman, 9200 Fanchon Dr., Zionsville, Ind. 46077; Frnaklin W. Wehr, Indianapolis, Ind.

[73] Assignee: Ernest R. Dallman, Zionsville, Ind.

[**] Term: 14 Years

[21] Appl. No.: 30,926

[22] Filed: Nov. 14, 1994

Related U.S. Application Data

[63] Continuation-in-part of Ser. No. 22,639, May 10, 1994, Pat. No. Des. 361,192.

[52] U.S. Cl. D99/28

[58] Field of Search D14/100, 102.3, D14/105-7, 130, 140; D6/471, 481, 483; D18/3, 12; D20/1, 4-5, 19, 43; D25/16, 33; D99/28, 34-7, 43; 52/34, 36.1; 109/1, 2, 10, 24.1; 232/1 D, 1 R; 248/917-924; 235/379, 381; 379/143-4, 153, 155, 330, 340, 419-20, 428; 902/30, 32

[56] References Cited

U.S. PATENT DOCUMENTS

- Re. 22,431 2/1944 Sloan, Jr. .
- D. 279,790 7/1985 Kajita D18/3
- D. 284,321 6/1986 Kobayashi .
- D. 286,098 10/1986 Prinzhorn .
- D. 288,011 1/1987 Prinzhorn .
- D. 289,215 4/1987 Prinzhorn .
- D. 293,151 12/1987 Prinzhorn .
- D. 293,269 12/1987 Prinzhorn .
- D. 314,076 1/1991 Tarkany et al. .
- 2,185,763 1/1940 De Lisle .
- 2,590,592 3/1952 Wittemann .
- 3,897,901 8/1975 Grosswiller, Jr. et al. .
- 4,192,544 3/1980 Patterson .
- 4,399,755 8/1983 Wiedmann .
- 4,457,492 7/1984 Lahti .
- 4,497,261 2/1985 Ferris et al. .
- 4,513,670 4/1985 Berman .

- 4,557,352 12/1985 Tschappat, Jr. .
- 4,558,650 12/1985 Berman .
- 4,577,562 3/1986 Berman .
- 4,603,643 8/1986 Couvrette .
- 4,649,832 3/1987 Hain et al. .
- 4,681,044 7/1987 Dallman .
- 4,856,437 8/1989 Trucksess .
- 5,036,779 8/1991 Capraro .

FOREIGN PATENT DOCUMENTS

- 3-50694 5/1991 Japan .

OTHER PUBLICATIONS

AT&T Public Phone 2000 illustrated in the Tellette 1100 Series Phone Booth, *Sweet's General Building and Renovation 1994 Catalog File*, section 10750/AME, p. 2. Photographs of Green Machine, Sumitomo Automated Banking, Instant Cash, Bank One Jubilee, First American Bank Cash Station (three separate photographs), and Jeanie automatic teller machine buildings, 1989 and 1990.

Primary Examiner—James M. Gandy
Assistant Examiner—Robert M. Spear
Attorney, Agent, or Firm—Barnes & Thornburg

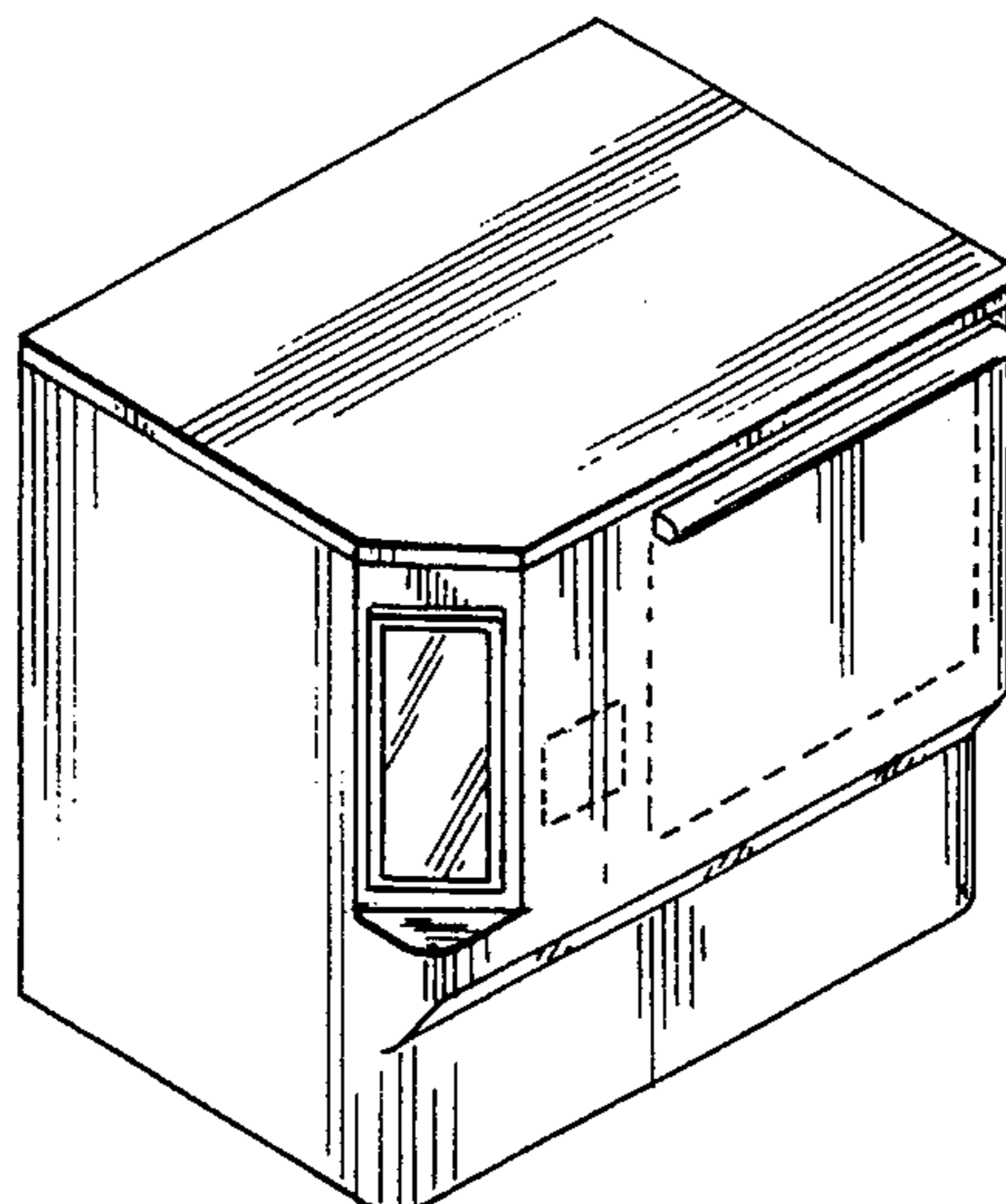
[57] CLAIM

The ornamental design for an automatic teller machine cabinet, as shown and described.

DESCRIPTION

FIG. 1 is a perspective view of an automatic teller machine cabinet according to our new design, with other elements of an automatic teller machine which form the environment of the automatic teller machine cabinet being illustrated in broken lines;
FIG. 2 is a front elevational view thereof;
FIG. 3 is a left side elevational view thereof;
FIG. 4 is a top plan view thereof;
FIG. 5 is a rear elevational view thereof; and,
FIG. 6 is a right side elevational view thereof;
The broken lines showing other elements of an automatic teller machine are for illustrative purposes only and form no part of the claimed design.

1 Claim, 2 Drawing Sheets



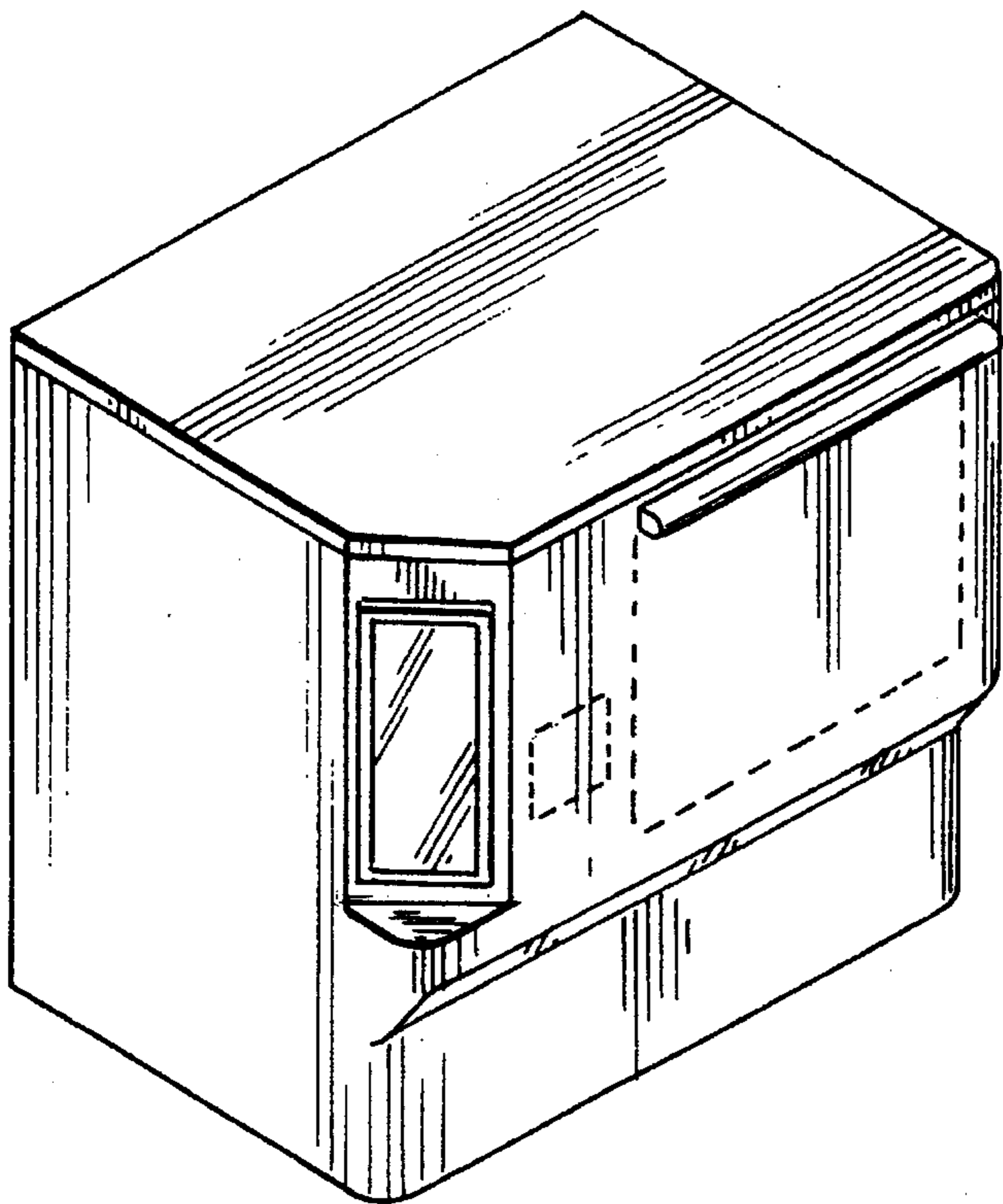


FIG. 1

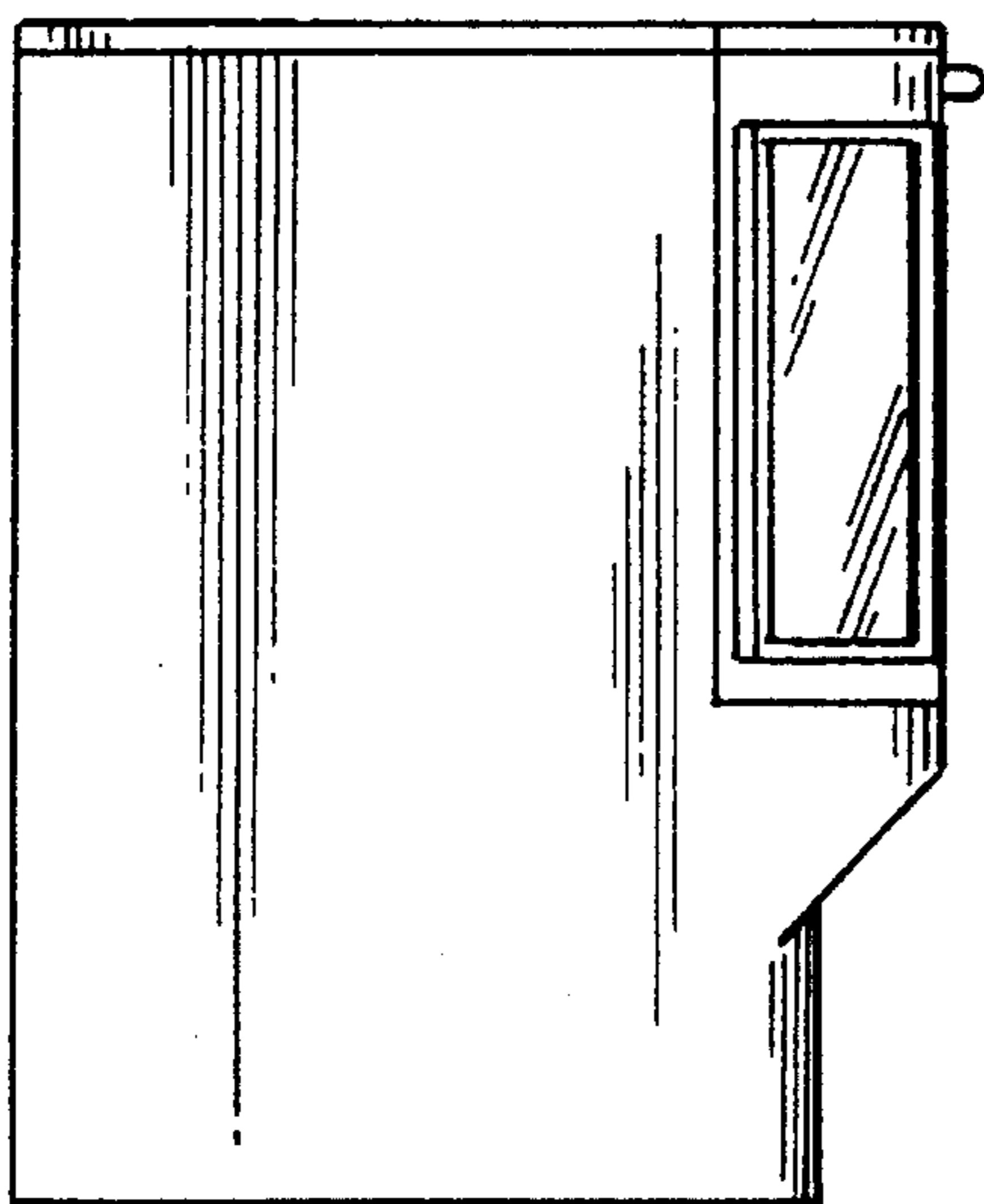


FIG. 3

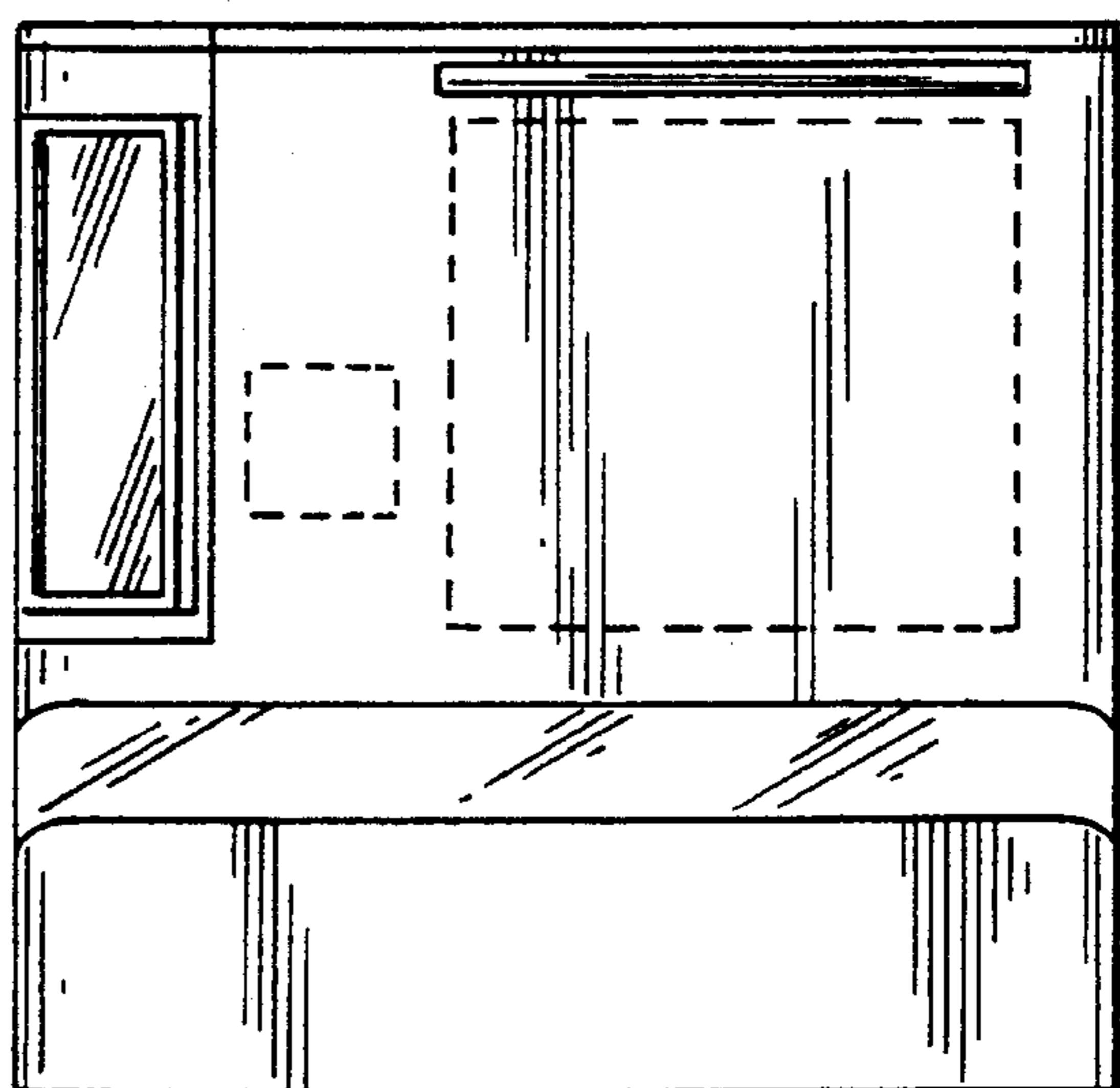


FIG. 2

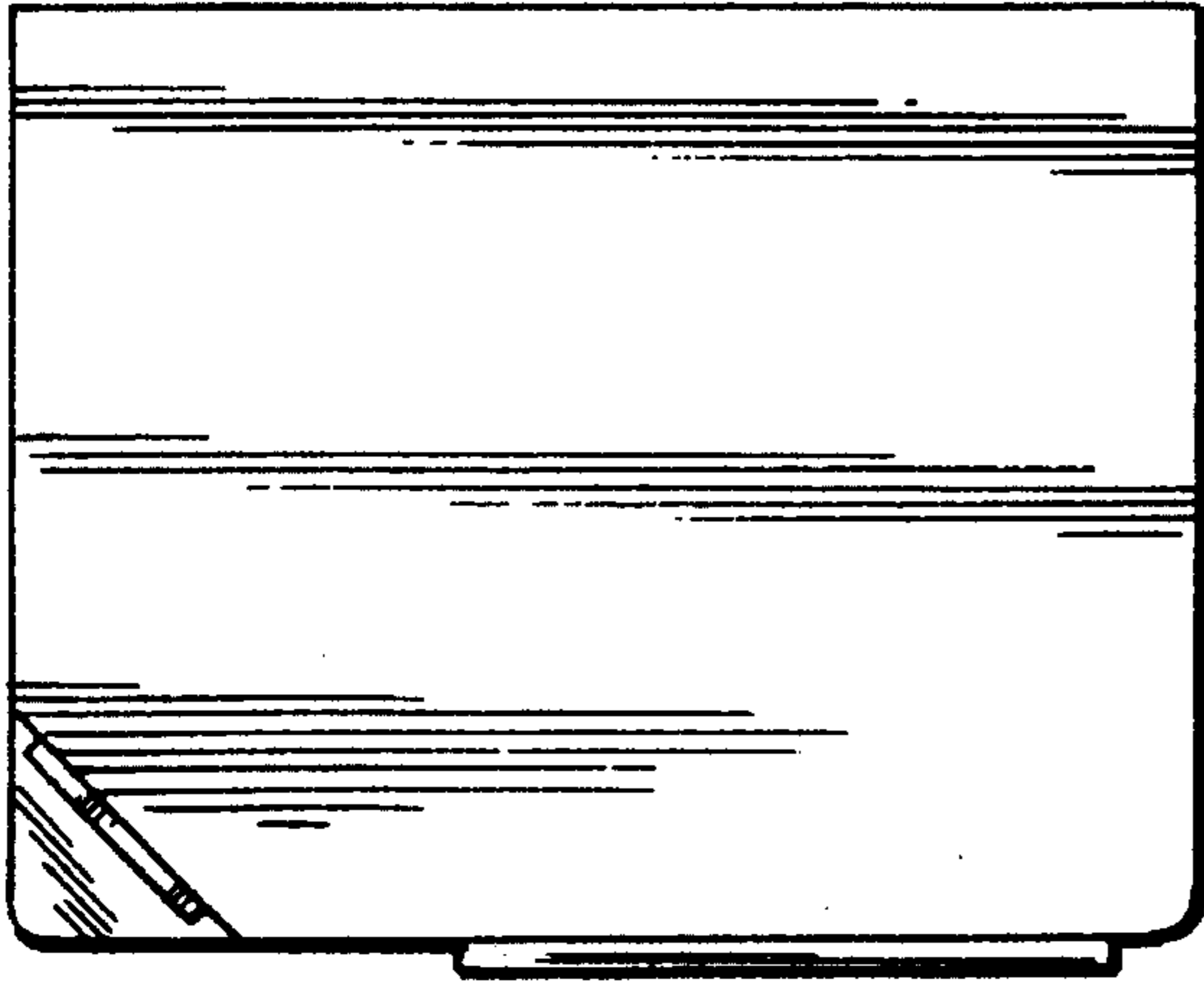


FIG. 4

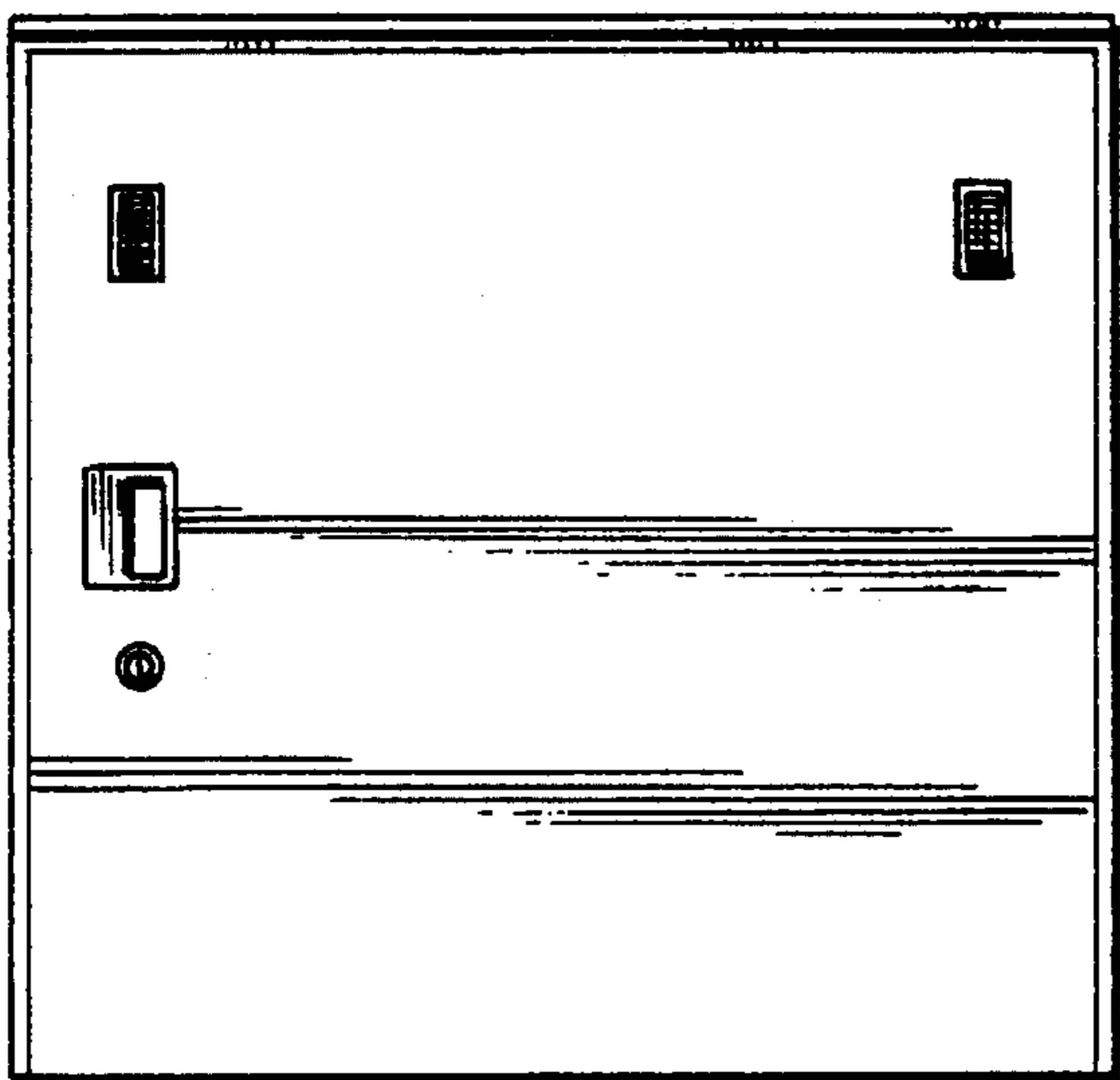


FIG. 5

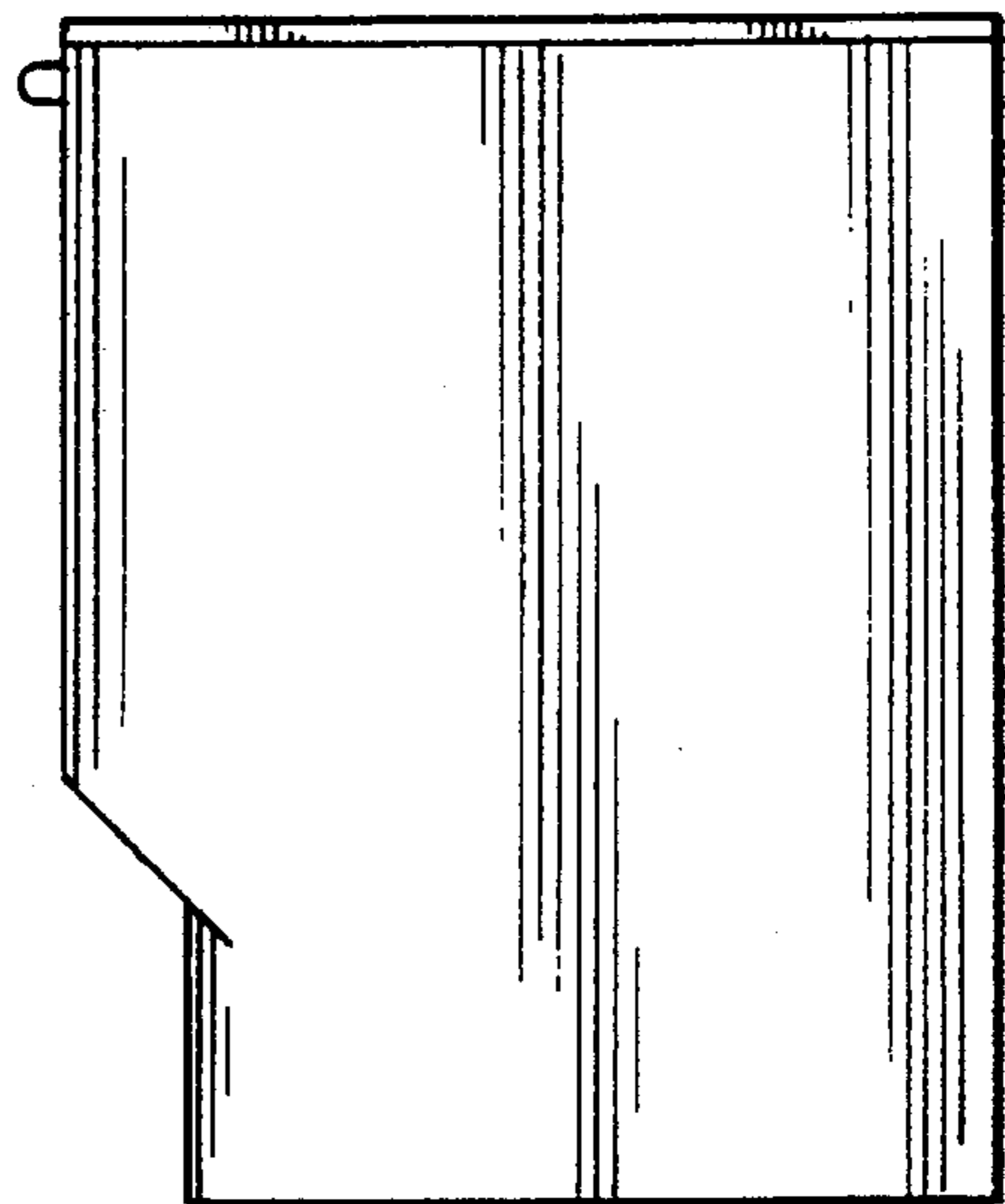


FIG. 6