



US00D375595S

# United States Patent [19]

Shumway et al.

[11] Patent Number: **Des. 375,595**

[45] Date of Patent: **\*\*Nov. 12, 1996**

[54] **NIPPLE SCRUBBER**

[76] Inventors: **Craig S. Shumway; Amy Shumway**,  
both of 4506 Dartford Ct., Orlando, Fla.  
32826

[\*\*] Term: **14 Years**

[21] Appl. No.: **50,043**

[22] Filed: **Feb. 7, 1996**

### Related U.S. Application Data

[63] Continuation of Ser. No. 182,287, Jan. 14, 1994.

[52] U.S. Cl. .... **D32/35**

[58] Field of Search ..... D32/35, 40, 49,  
D32/50, 51; 15/164, 209.1, 210.1, 211,  
244.1, 244.2, 244.3, 244.4; D4/119, 120;  
D24/119, 124, 125; D8/90

### [56] References Cited

#### U.S. PATENT DOCUMENTS

D. 206,641 1/1967 Hill ..... D24/119 X  
D. 296,005 5/1988 Alkire ..... D24/119 X

D. 333,368 2/1993 Flowers ..... D32/40  
D. 356,443 3/1995 Willis ..... D32/42 X  
1,684,631 9/1928 Lapinoja ..... 15/164 X  
2,510,961 6/1950 Davis ..... 15/244.1 X  
2,556,003 6/1951 Sandell et al. .... 15/244.1 X  
3,231,921 2/1966 Cuervo ..... 15/211 X  
4,887,994 12/1989 Bedford ..... 15/244.1 X

*Primary Examiner*—Joel Sincavage  
*Assistant Examiner*—Cynthia E. Ramirez  
*Attorney, Agent, or Firm*—James H. Beusse

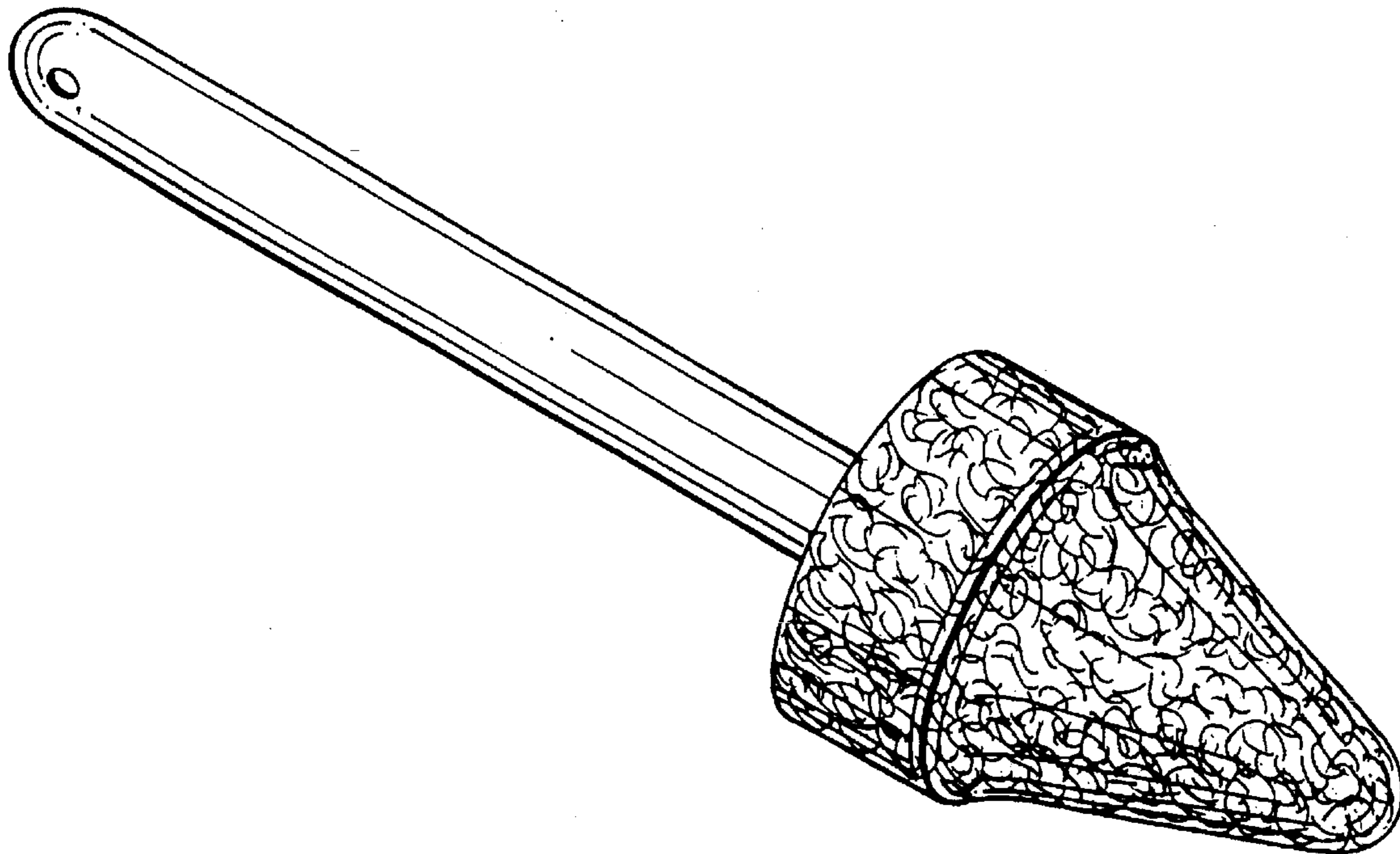
### [57] CLAIM

The ornamental design for a nipple scrubber, as shown and described.

### DESCRIPTION

FIG. 1 is a perspective view of our design for a nipple scrubber;  
FIG. 2 is a side elevation view of the design of FIG. 1;  
FIG. 3 is a side elevation view of the design of FIG. 1 rotated 90° from the view of FIG. 2;  
FIG. 4 is a front end view of the design of FIG. 1; and,  
FIG. 5 is a handle-end view of the design of FIG. 1.

**1 Claim, 1 Drawing Sheet**



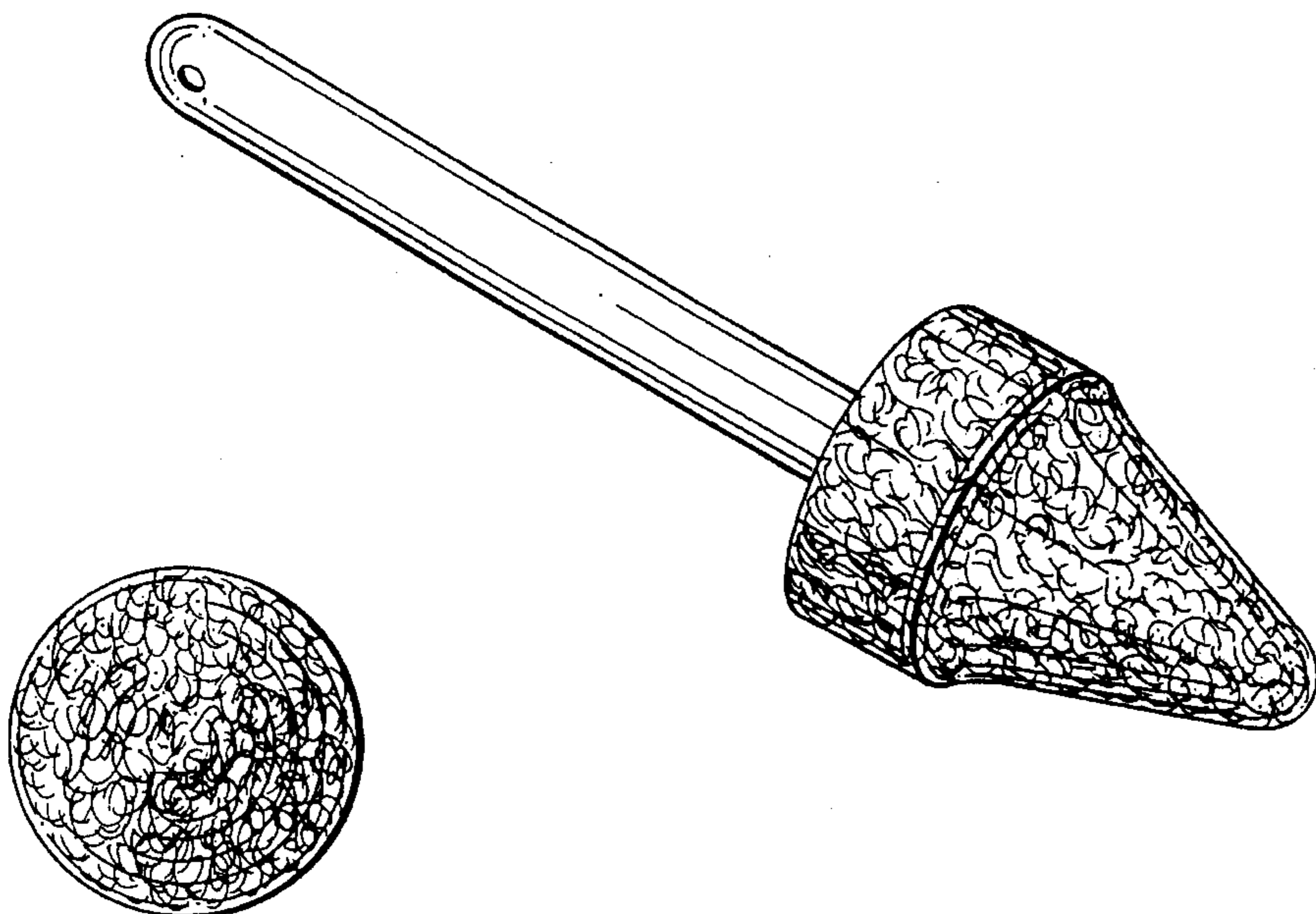


FIG. 1




FIG. 4

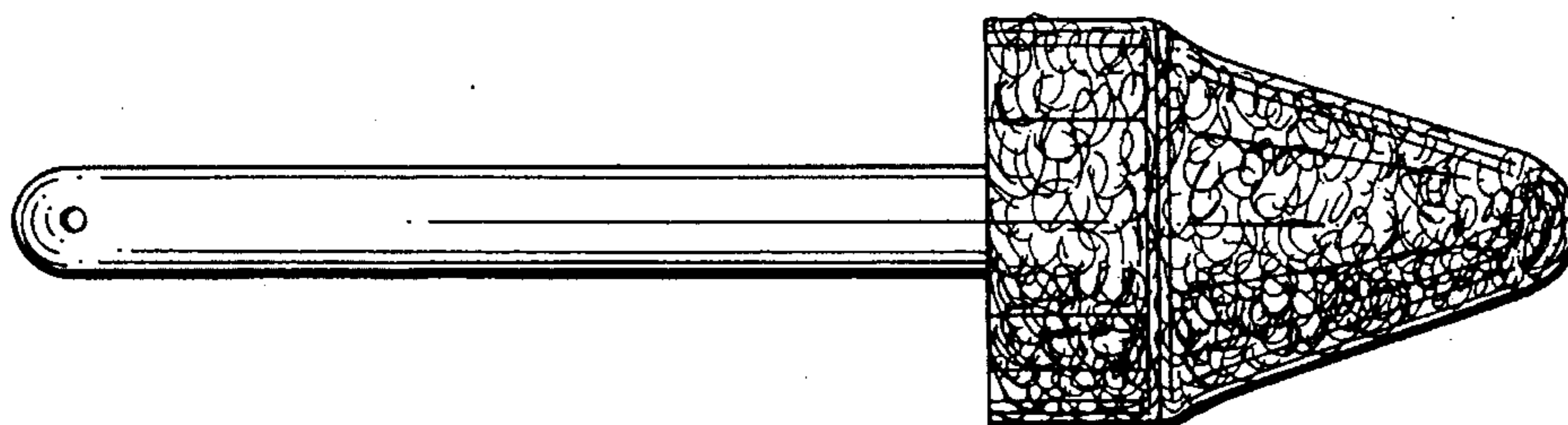


FIG. 2

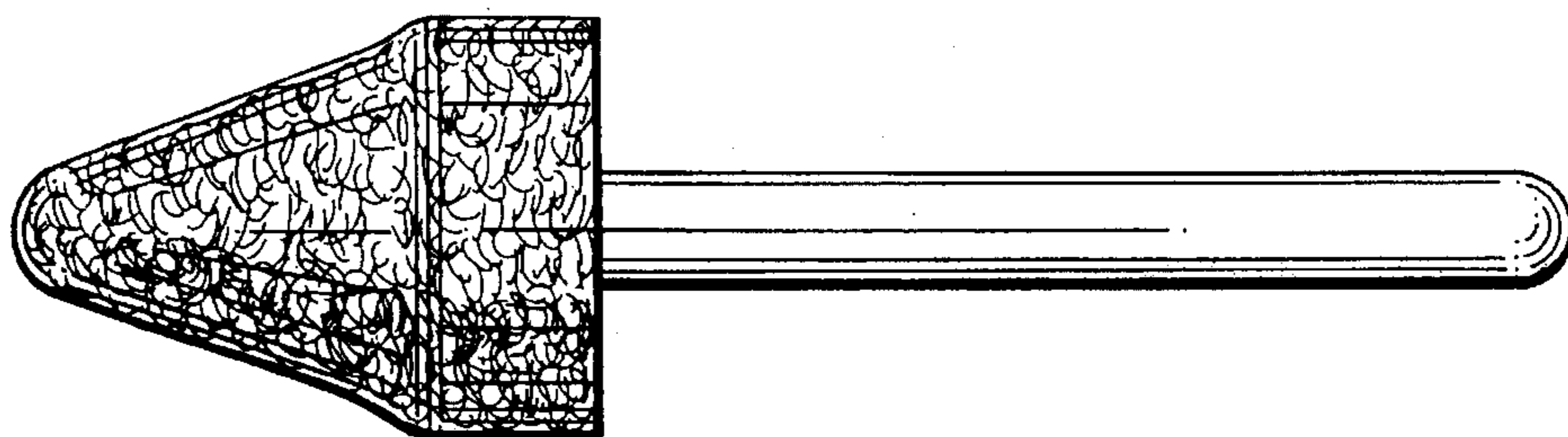


FIG. 3

FIG. 5

