



US00D375594S

**United States Patent** [19]  
**Luebbering**

[11] **Patent Number: Des. 375,594**  
[45] **Date of Patent: \*\*Nov. 12, 1996**

[54] **UPPER PORTION OF AN UPRIGHT VACUUM CLEANER**

D. 346,053 4/1994 Hoshino ..... D32/31  
D. 357,096 4/1995 Wareham ..... D32/31  
D. 361,181 8/1995 Wareham et al. .... D32/31

[75] Inventor: **Gregory W. Luebbering**, Bloomington, Ill.

*Primary Examiner*—Ruth McInroy  
*Attorney, Agent, or Firm*—Pearne, Gordon, McCoy & Granger

[73] Assignee: **White Consolidated Industries, Inc.**, Cleveland, Ohio

[\*\*] Term: **14 Years**

[57] **CLAIM**

The ornamental design for an upper portion of an upright vacuum cleaner, as shown and described.

[21] Appl. No.: **33,484**

**DESCRIPTION**

[22] Filed: **Jan. 13, 1995**

[52] U.S. Cl. .... **D32/31; D32/22; D32/34**

[58] Field of Search ..... D32/21-22, 31-34; 15/320-323, 347, 350-351, 412, 335, 337

FIG. 1 is a perspective view of a upper portion of an upright vacuum cleaner showing my new design; FIG. 2 is a front elevational view thereof; FIG. 3 is a left side elevational view thereof; FIG. 4 is a right side elevational view thereof; and, FIG. 5 is a rear elevational view thereof.

The broken lines in all views are shown for illustrative purposes only and form no part of the claimed design.

[56] **References Cited**

**U.S. PATENT DOCUMENTS**

D. 301,784 6/1989 Petralia et al. .... D32/22  
D. 309,806 8/1990 Chieda et al. .... D32/22  
D. 328,372 7/1992 Kieff ..... D32/31

**1 Claim, 3 Drawing Sheets**

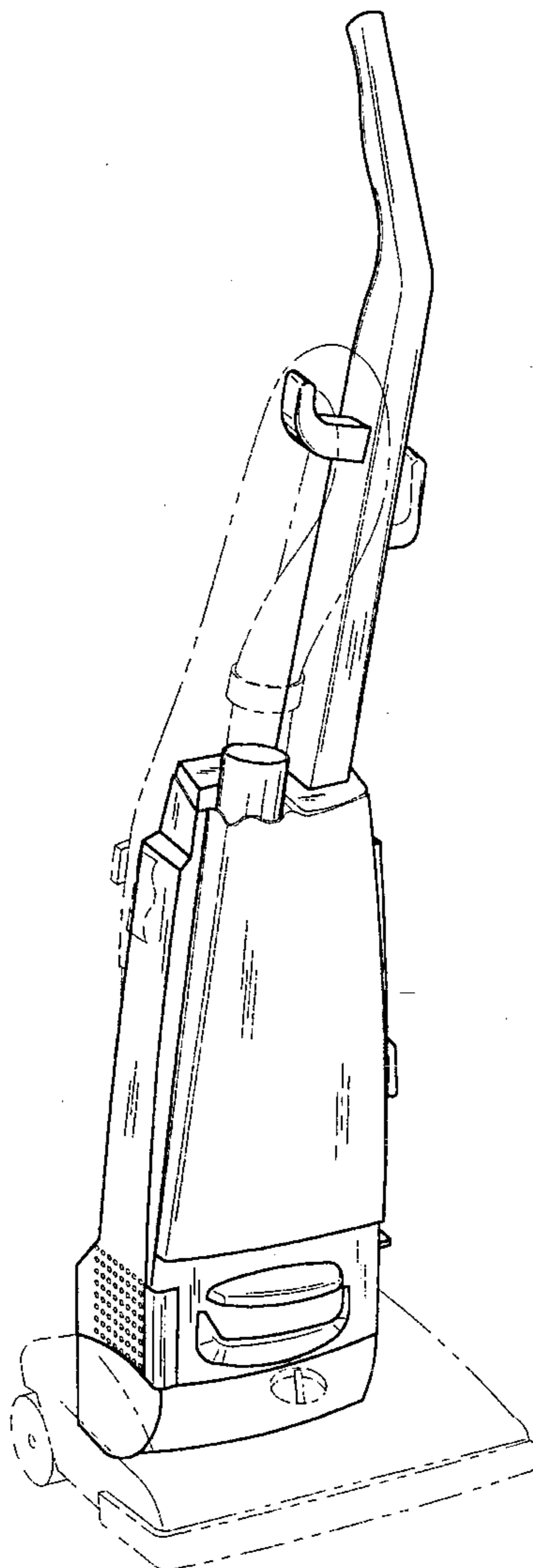


Fig. 1

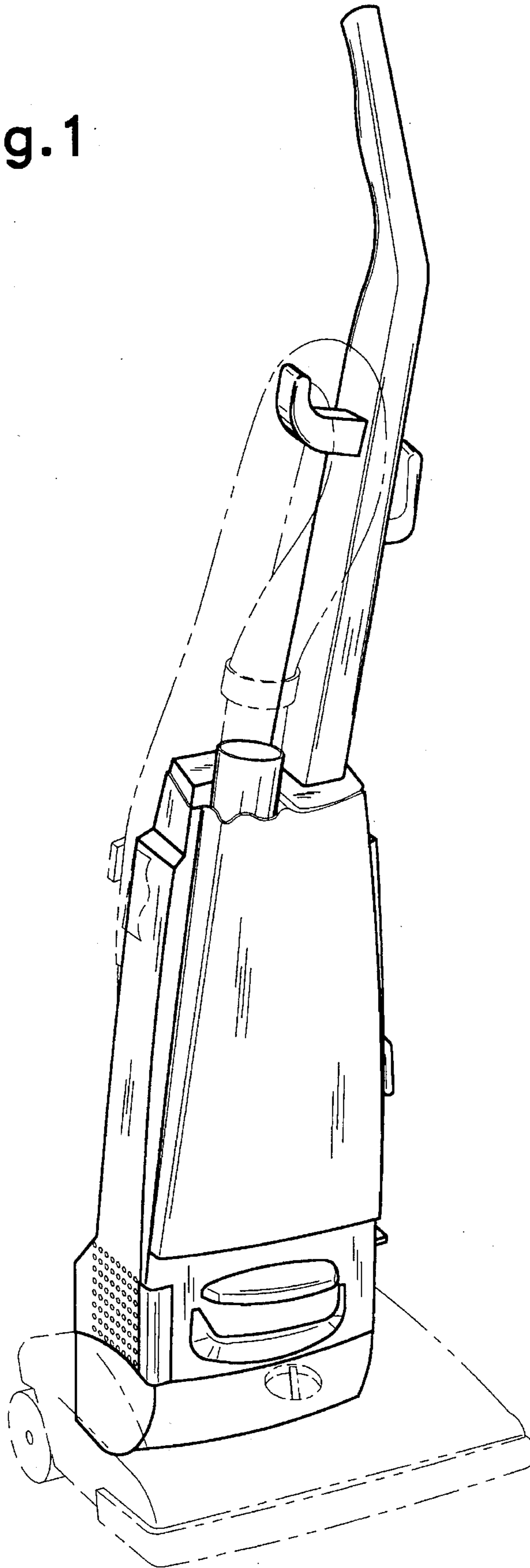


Fig.2

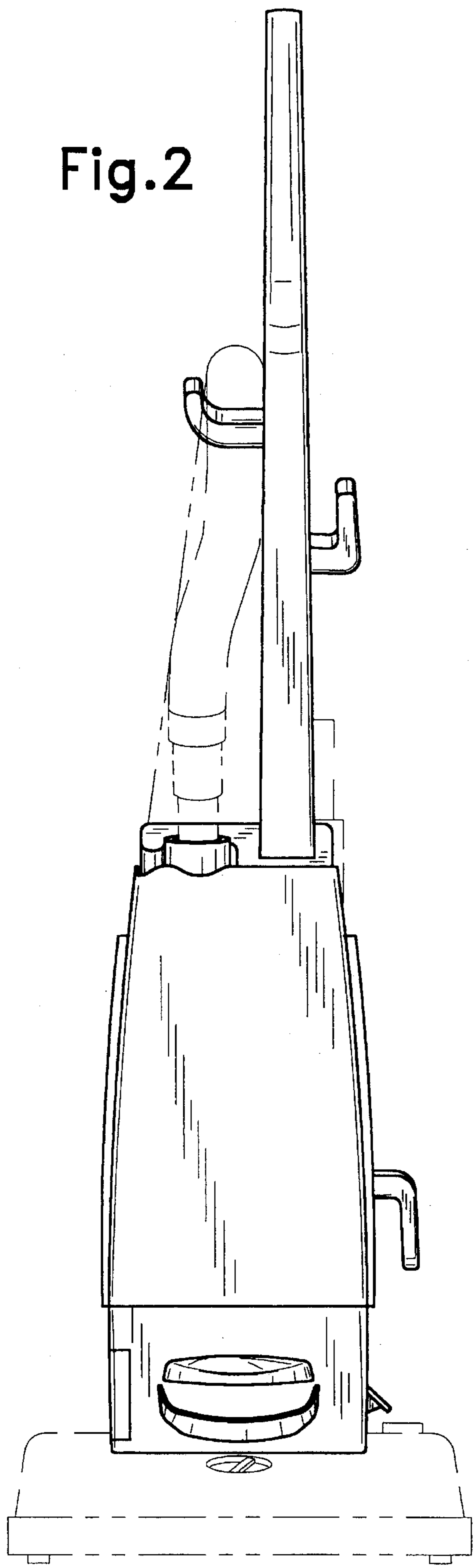


Fig.3

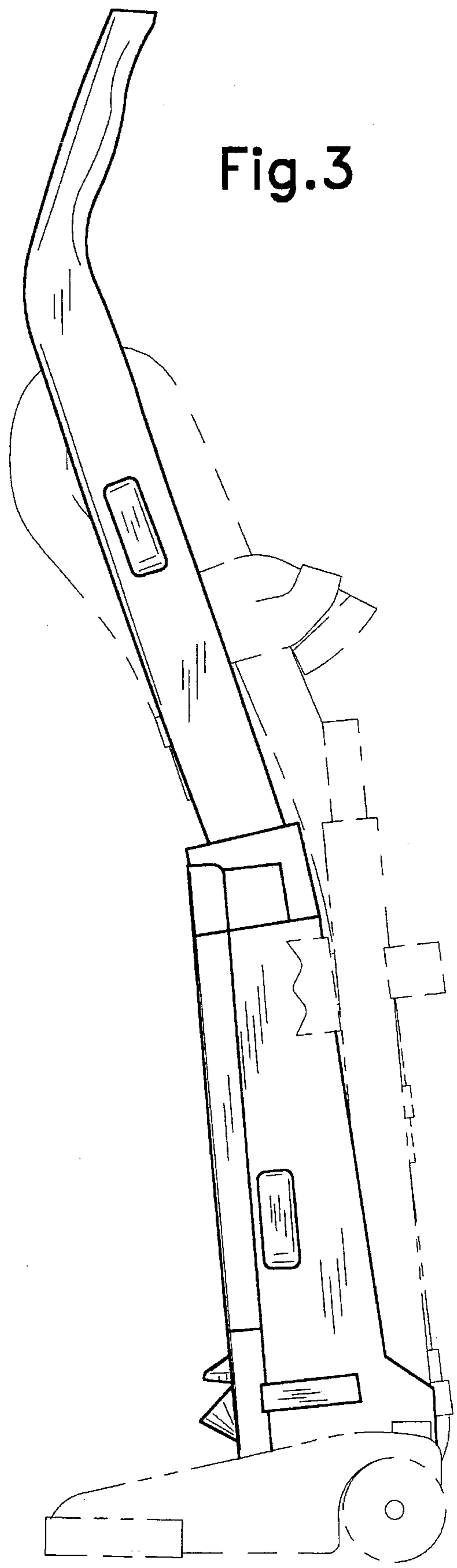


Fig.5

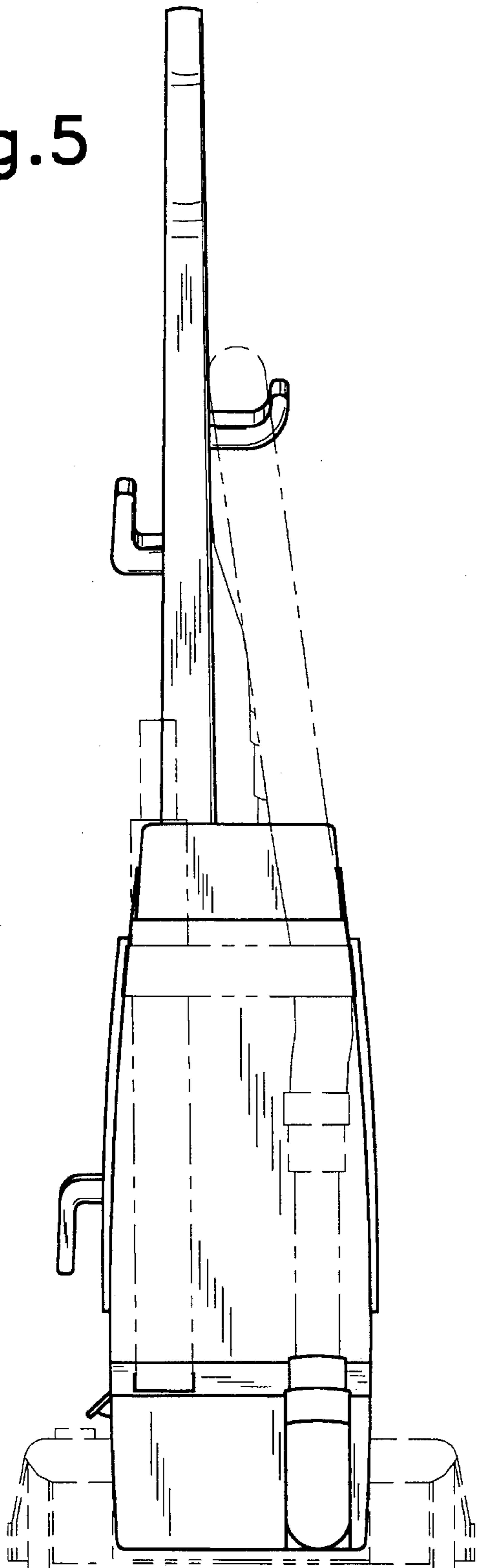


Fig.4

