



US00D375541S

# United States Patent [19]

Michaluk

[11] Patent Number: **Des. 375,541**

[45] Date of Patent: **\*\*Nov. 12, 1996**

[54] **SHOWERHEAD**

[75] Inventor: **Bob Michaluk**, Farmington, Mich.

[73] Assignee: **Alsons Corporation**, Hillsdale, Mich.

[\*\*] Term: **14 Years**

[21] Appl. No.: **44,082**

[22] Filed: **Sep. 18, 1995**

[52] U.S. Cl. .... **D23/213; D23/229**

[58] Field of Search ..... **D23/213, 223-230; 239/380-3, 390-1, 394, 587.1, 587.2, 587.4, 414, 415, 460-2, 332**

D. 337,810	7/1993	Bengtson .	
D. 339,627	9/1993	Klose .	
D. 355,951	2/1995	Ran .	
D. 361,120	8/1995	Fan .....	D23/213
D. 363,114	10/1995	Andrus .	
3,180,579	4/1965	Tomaso .	
3,189,284	6/1965	Downey .....	239/460
3,383,051	5/1968	Fiorentino .....	239/460
3,468,483	9/1969	Parkison .	
4,203,550	5/1980	On .	
4,303,201	12/1981	Elkins et al. .	
4,588,130	5/1986	Trenary et al. .	
4,629,125	12/1986	Liu .	
5,294,054	3/1994	Benedict et al. ....	239/383
5,297,735	3/1994	Heimann et al. .	

### OTHER PUBLICATIONS

#02-0009 Showerhead; Craftech Collection. Great Vibrations, Mar. 1987.

*Primary Examiner*—A. Hugo Word  
*Assistant Examiner*—Robin V. Taylor  
*Attorney, Agent, or Firm*—Edgar A. Zarins; Malcolm L. Sutherland

### [56] References Cited

#### U.S. PATENT DOCUMENTS

D. 113,439	2/1939	Reinecke .	
D. 118,419	1/1940	Rockwood .	
D. 208,526	9/1967	Delamater .	
D. 235,445	6/1975	Mackay et al. ....	D23/229
D. 245,859	9/1977	Grube .	
D. 261,300	10/1981	Klose .	
D. 261,417	10/1981	Klose .	
D. 267,582	1/1983	Mackay et al. .	
D. 268,359	3/1983	Klose .	
D. 269,540	6/1983	Larsson .	
D. 282,198	1/1986	Shames et al. ....	D23/229
D. 290,497	6/1987	Huen .....	D23/229
D. 313,456	1/1991	Presman .	
D. 313,833	1/1991	Presman .	
D. 314,608	2/1991	Presman .	
D. 315,191	3/1991	Mikol .	
D. 320,064	9/1991	Presman .	
D. 327,115	6/1992	Rogers .	
D. 327,729	7/1992	Rogers .	
D. 332,303	1/1993	Klose .	
D. 333,338	2/1993	Klose .	
D. 334,046	3/1993	Klose .	

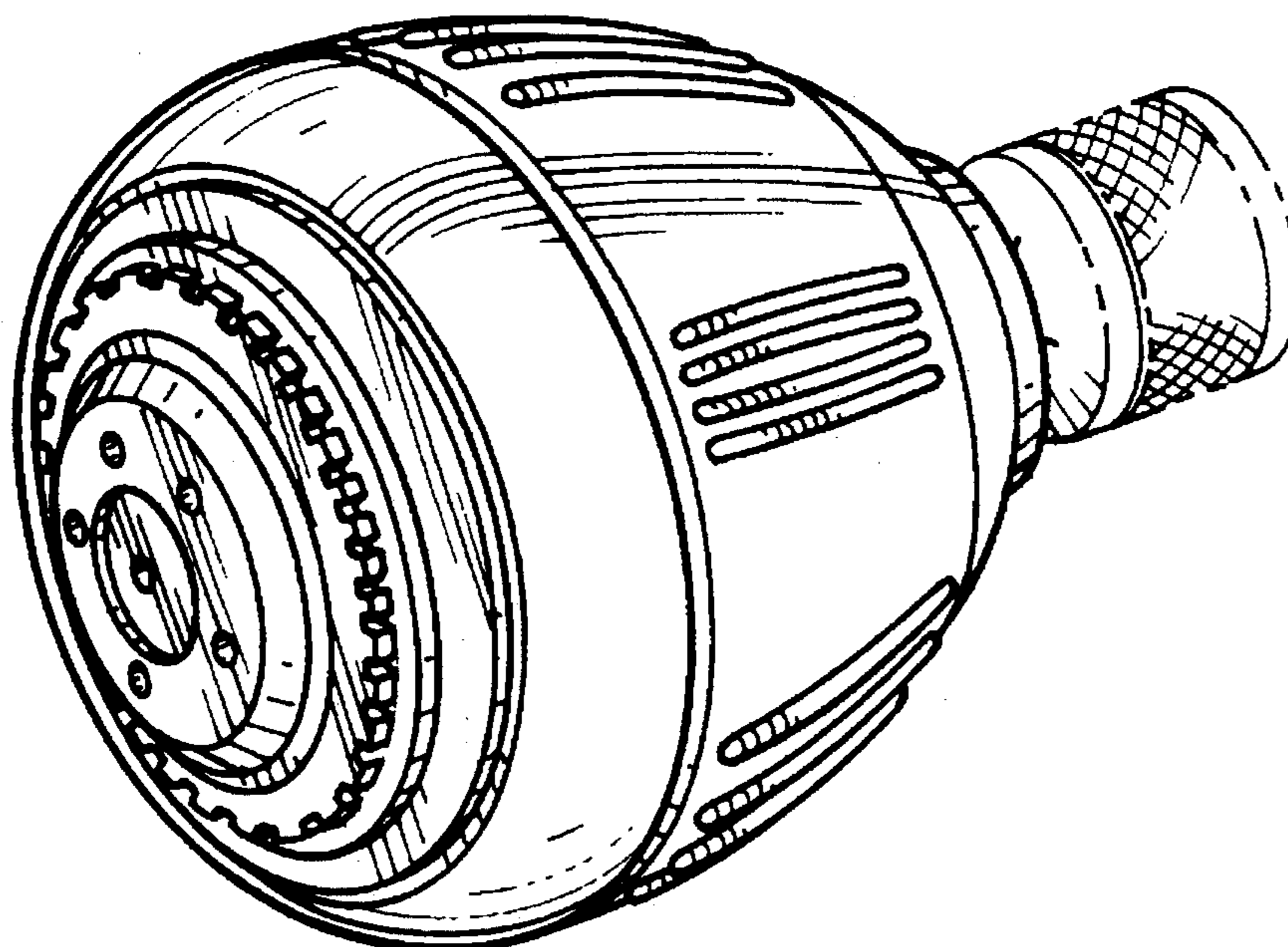
### [57] CLAIM

The ornamental design for a showerhead, as shown and described.

### DESCRIPTION

FIG. 1 is a front perspective view of a showerhead showing my new design;  
FIG. 2 is a front elevational view thereof;  
FIG. 3 is a side elevational view thereof, the opposite side being a mirror image; and,  
FIG. 4 is a rear elevational view thereof.  
The broken line showing of the coupling is for illustrative purposes only and forms no part of the claimed design.

1 Claim, 2 Drawing Sheets



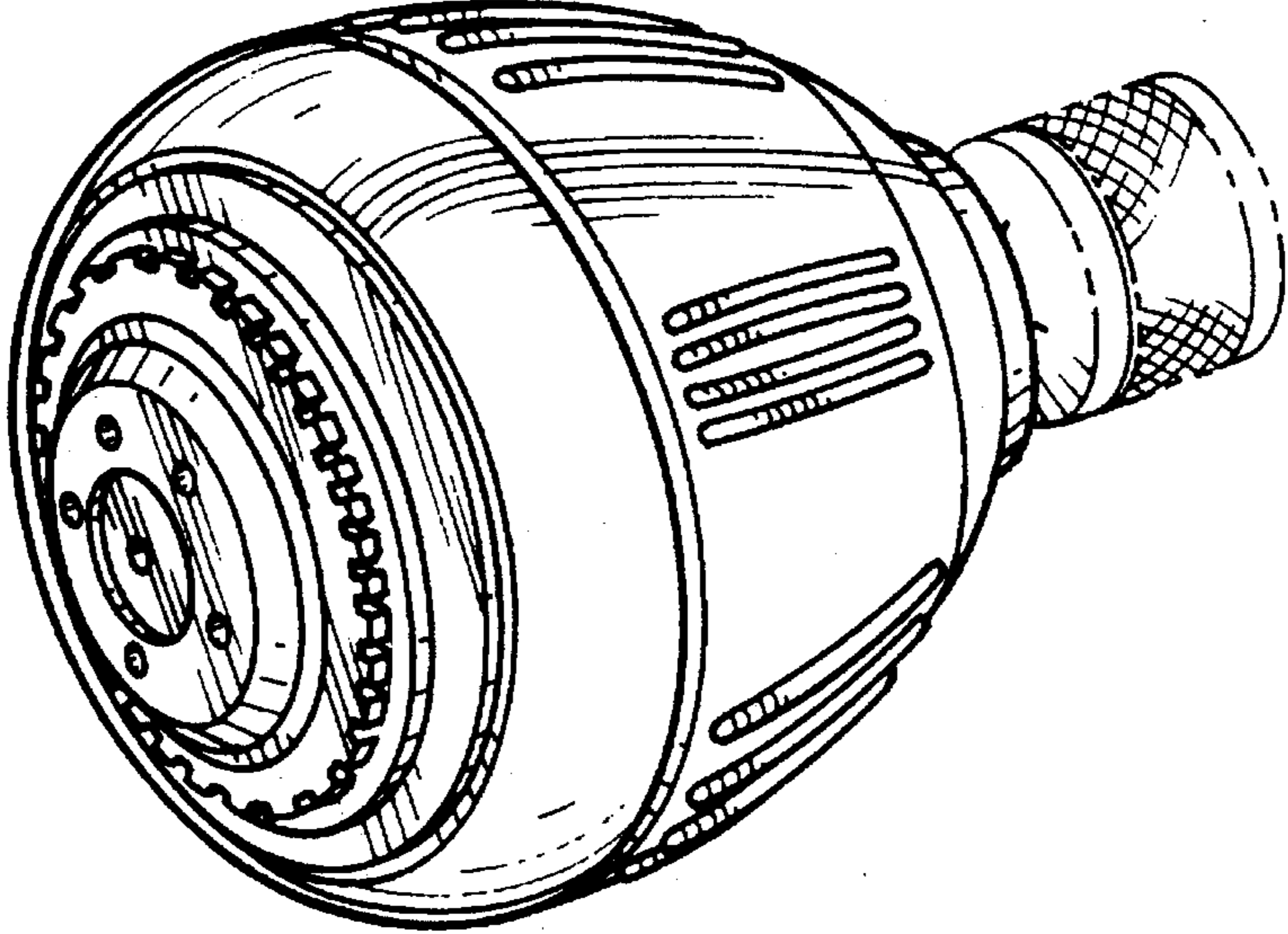


Fig - 1

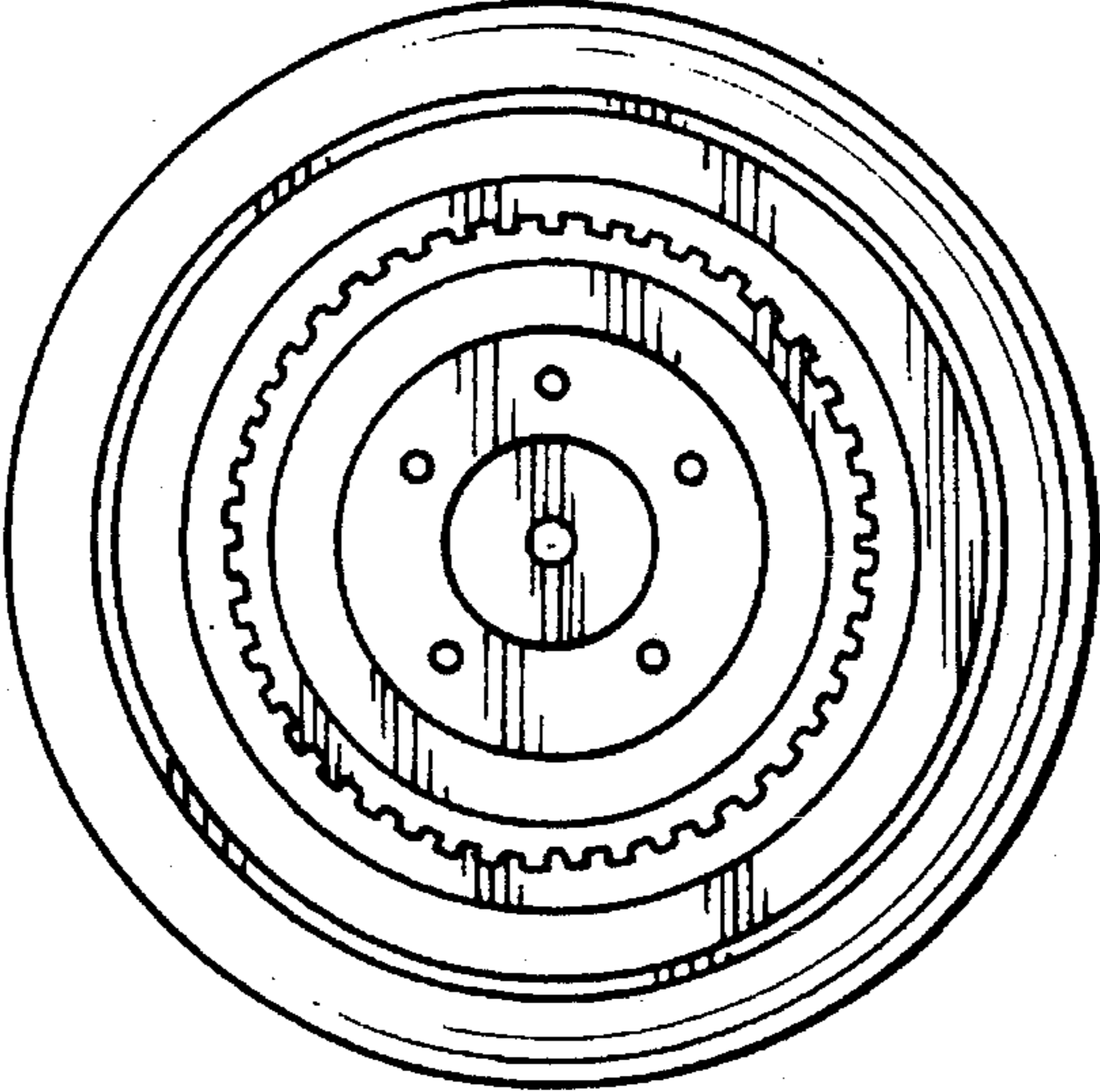


Fig - 2

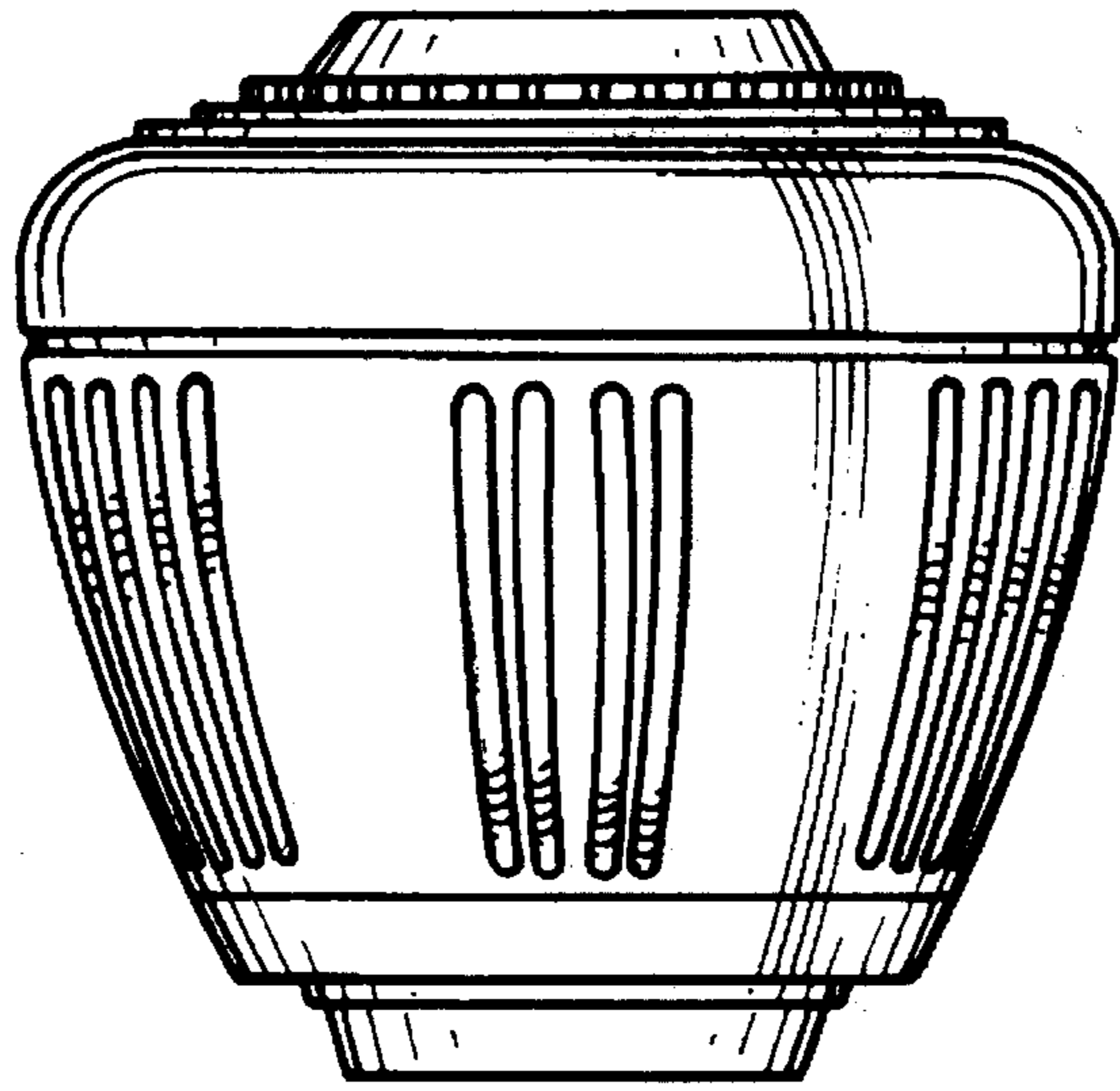


Fig - 3

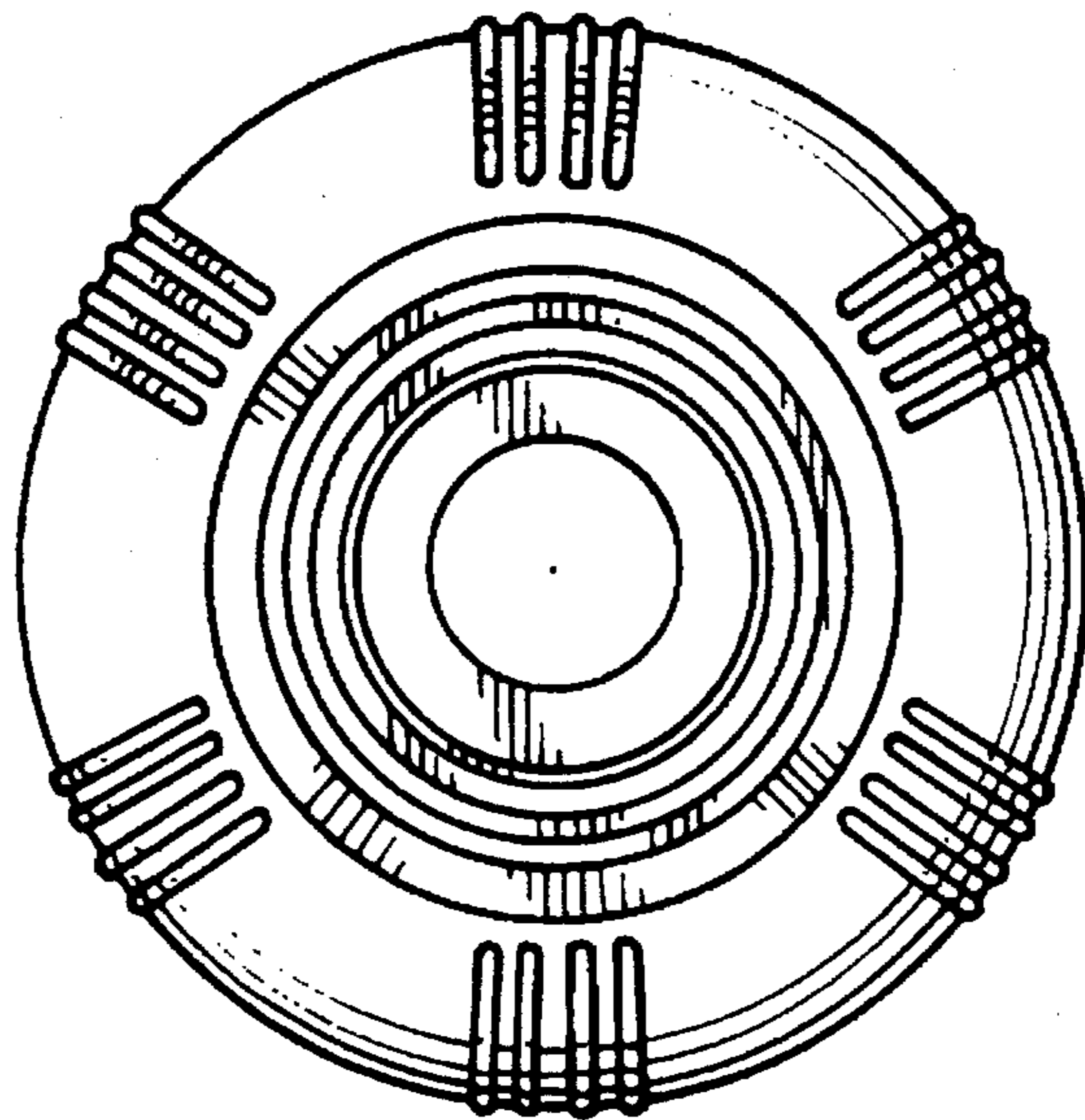


Fig - 4