



US00D375539S

# United States Patent [19]

Chu

[11] Patent Number: **Des. 375,539**

[45] Date of Patent: **\*\*Nov. 12, 1996**

[54] **PROTECTIVE SHIELD FOR FISH HOOK**

4,796,378	1/1989	Krueger et al. ....	43/43.2
4,932,153	6/1990	Paluzzi .....	43/43.4

[76] Inventor: **Hsiu-fen Chu**, No. 2, Lane 246, Lin Shen Road, Chang Hua, Taiwan

### FOREIGN PATENT DOCUMENTS

[\*\*] Term: **14 Years**

1034758	7/1978	Canada .....	43/43.2
1491507	8/1967	France .....	43/57.1
132969	9/1951	Sweden .....	D22/144 X

[21] Appl. No.: **36,710**

*Primary Examiner*—Doris V. Coles  
*Attorney, Agent, or Firm*—Charles E. Baxley, Esq.

[22] Filed: **Mar. 27, 1995**

[52] U.S. Cl. .... **D22/144**

[58] Field of Search ..... D22/144; 43/57.1, 43/25.2, 54.1, 42.1, 2, 4, 42.38; 206/315.11

### [57] CLAIM

The ornamental design for a protective shield for fish hook, as shown and described.

### [56] References Cited

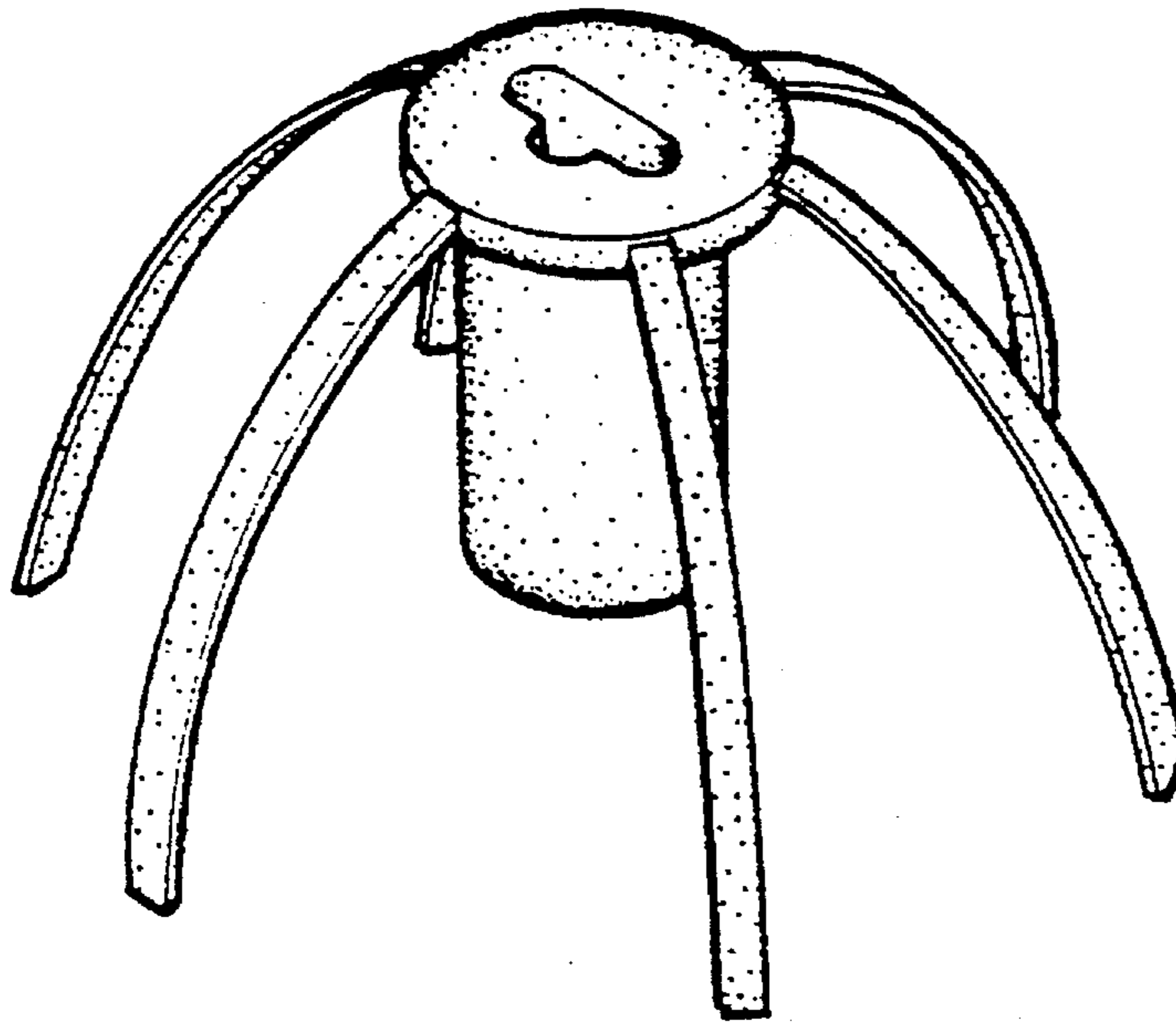
### DESCRIPTION

#### U.S. PATENT DOCUMENTS

D. 269,033	5/1983	Johansson et al. ....	D22/144
539,149	5/1895	Shattuck .....	43/42.1
1,215,938	2/1917	Jay .....	43/43.2
2,473,564	6/1949	Bergren .....	43/43.2
2,522,292	9/1950	Modesto .....	43/43.4
2,589,435	3/1952	Roeben .....	43/42.1
2,623,321	12/1952	Braukus .....	43/43.4
3,331,152	7/1967	Starrett .....	43/57.1

FIG. 1 is a downward perspective view showing a protective shield for fish hook according to my new design; FIG. 2 is a left side elevational view thereof, the right side elevational view thereof being a mirror image of FIG. 2; FIG. 3 is a top plan view thereof; and, FIG. 4 is a bottom plan view thereof.

**1 Claim, 2 Drawing Sheets**



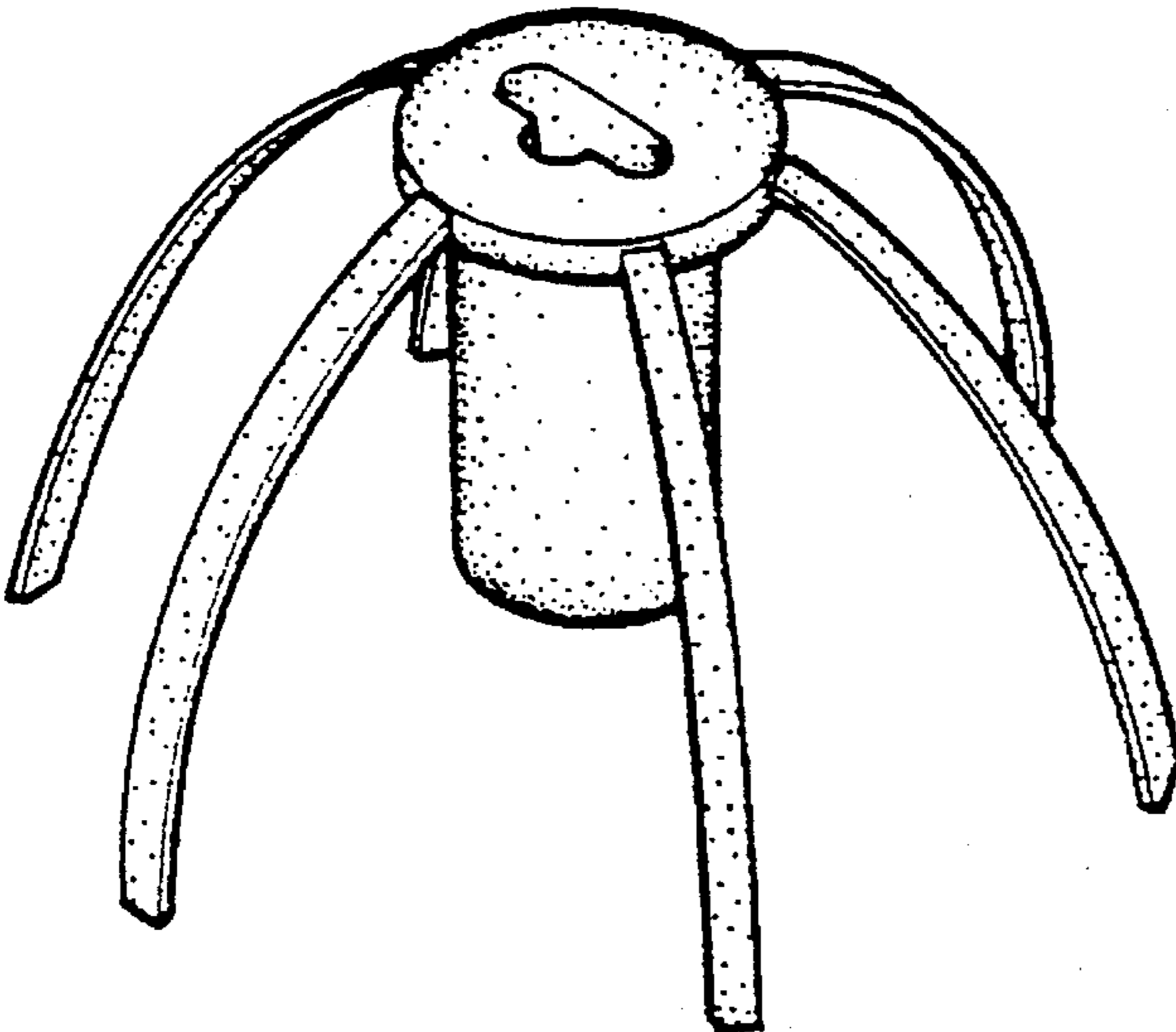


Fig 1

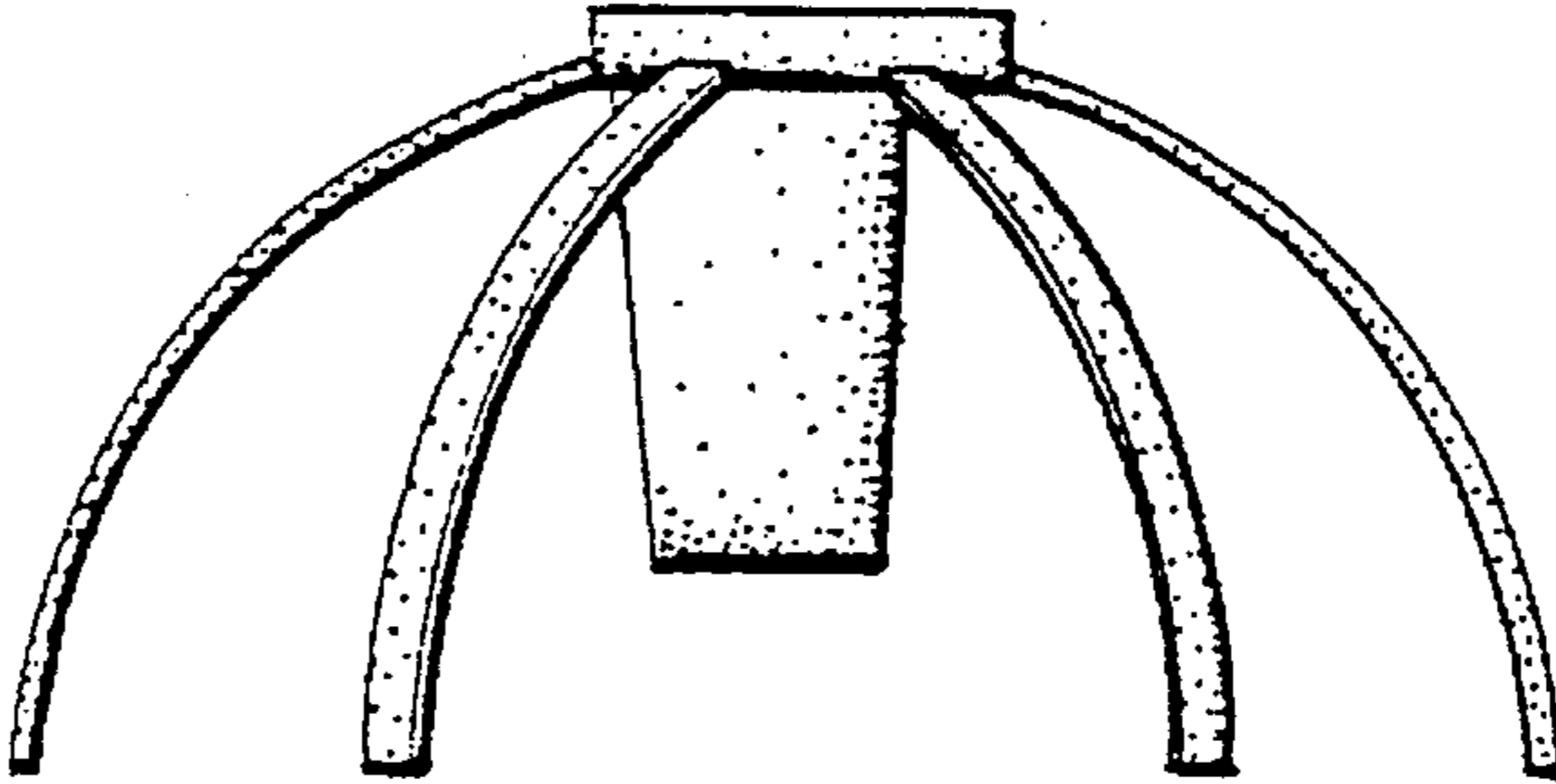
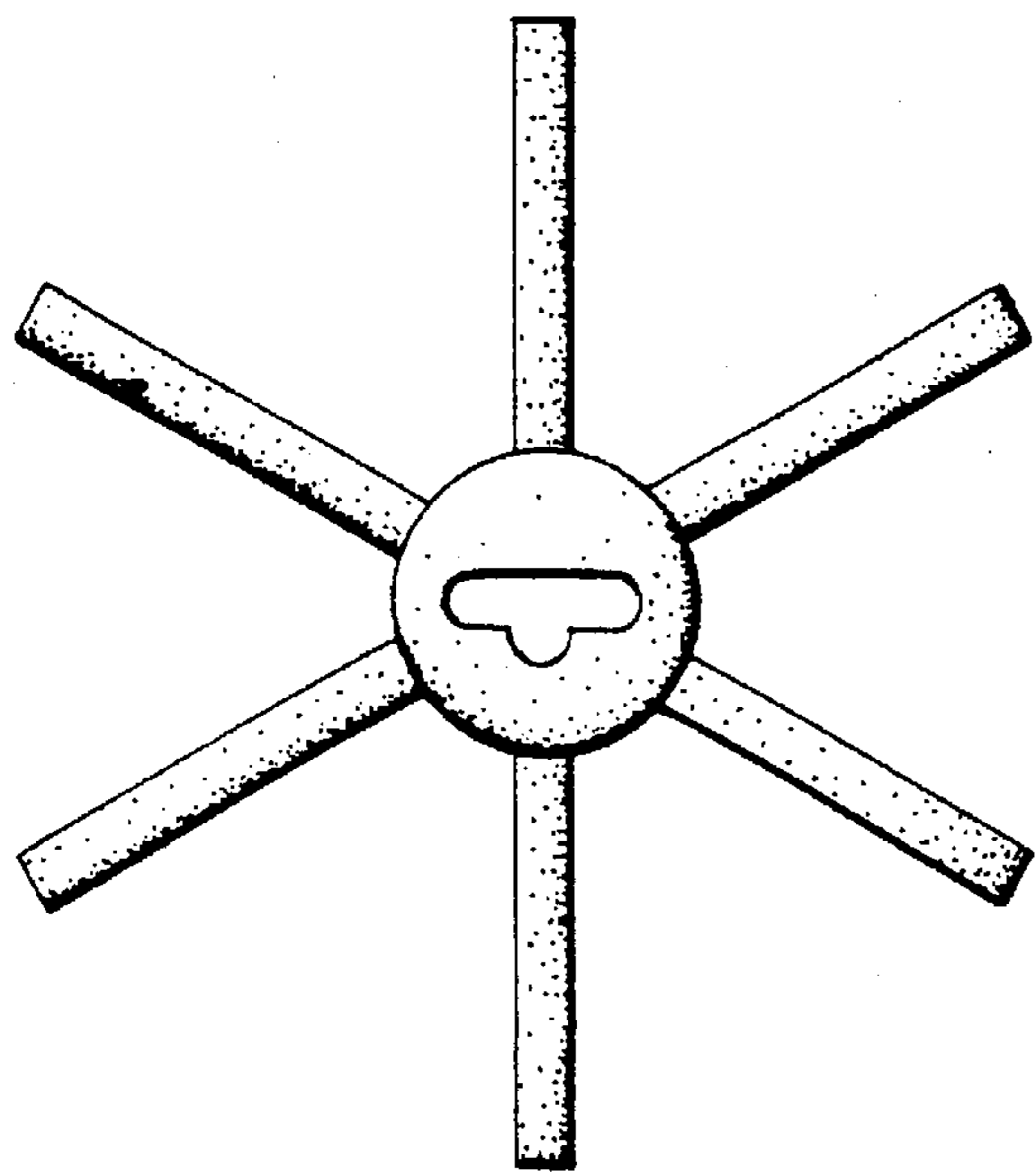



Fig 2



**Fig 3**



**Fig 4**