



US00D375524S

United States Patent [19]
Takahashi

[11] **Patent Number:** **Des. 375,524**

[45] **Date of Patent:** ****Nov. 12, 1996**

[54] **WRITING INSTRUMENT**

[75] **Inventor:** **Osamu Takahashi, Kawagoe, Japan**

[73] **Assignee:** **Kotobuki & Co., Ltd., Kyoto, Japan**

[**] **Term:** **14 Years**

[21] **Appl. No.:** **42,138**

[22] **Filed:** **Aug. 2, 1995**

[30] **Foreign Application Priority Data**

May 23, 1995 [JP] Japan 7-14221

[52] **U.S. Cl.** **D19/48; D19/51; D19/56**

[58] **Field of Search** D19/35, 36, 41-51,
D19/53-58, 81-85; 401/99, 100, 104, 209

[56] **References Cited**

U.S. PATENT DOCUMENTS

D. 106,789 11/1937 Gade D19/46

D. 253,595 12/1979 Vong D19/36 X

D. 283,901 5/1986 Horntrich D19/50

D. 324,543 3/1992 Poisson D19/49

D. 328,918 8/1992 Buda et al. D19/49

D. 335,306 5/1993 Poisson et al. D19/48

D. 358,843 5/1995 Hong D19/48

Primary Examiner—Martie Thompson

Attorney, Agent, or Firm—Rothwell, Figg, Ernst & Kurz

[57] **CLAIM**

The ornamental design for a writing instrument, as shown.

DESCRIPTION

FIG. 1 is a front view of a writing instrument according to this design;

FIG. 2 is a top plan view thereof;

FIG. 3 is a bottom view thereof;

FIG. 4 is a right side view thereof;

FIG. 5 is a rear view thereof;

FIG. 6 is a right side view thereof in use; and,

FIG. 7 is a perspective view thereof.

1 Claim, 2 Drawing Sheets




FIG.5




FIG.1




FIG.4

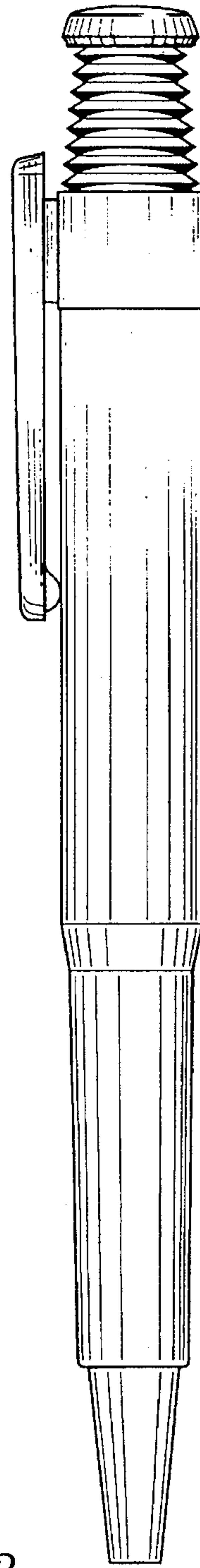


FIG.2




FIG.3




FIG.7

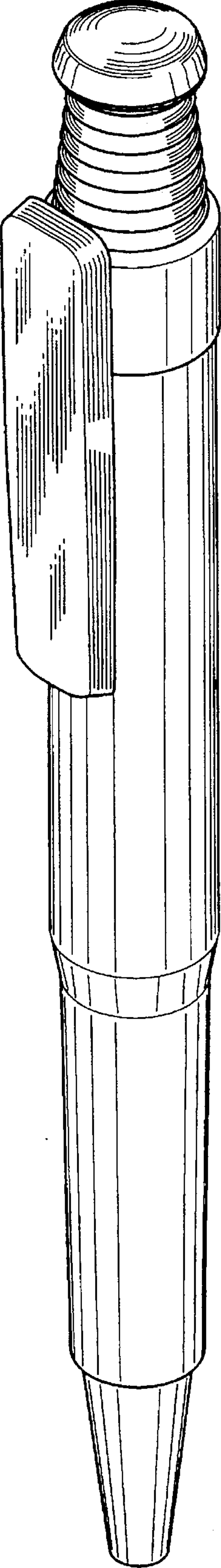


FIG.6

