



US00D375522S

United States Patent [19]

[11] Patent Number: Des. 375,522

Tokuda et al.

[45] Date of Patent: ***Nov. 12, 1996

[54] **INK TANK FOR PRINTER**

[75] Inventors: **Hiroyuki Tokuda; Masanori Takenouchi**, both of Yokohama; **Yasuo Kotaki**, Machida; **Yuji Hamasaki**, Sagamihara, all of Japan

[73] Assignee: **Canon Kabushiki Kaisha**, Tokyo, Japan

[*] Notice: The portion of the term of this patent subsequent to Jun. 25, 2014, has been disclaimed.

[**] Term: **14 Years**

[21] Appl. No.: **35,187**

[22] Filed: **Feb. 22, 1995**

[30] **Foreign Application Priority Data**

Aug. 23, 1994 [JP] Japan 6-25173

[52] U.S. Cl. **D18/56**

[58] Field of Search D18/56, 40; 347/86, 347/87

[56] **References Cited**

U.S. PATENT DOCUMENTS

D. 280,913	10/1985	Nibley et al.	D18/56
D. 281,333	11/1985	Nibley et al.	D18/56
D. 313,812	1/1991	Yomo	D18/56
D. 321,900	11/1991	Kumagai	D18/56
D. 325,743	4/1992	Kojima et al.	D18/56
D. 327,496	6/1992	Karita et al.	D18/56
D. 329,871	9/1992	Omino et al.	D18/56
D. 331,775	12/1992	Omino et al.	D18/56
D. 331,939	12/1992	Ujita	D18/12
D. 332,278	1/1993	Miyamoto	D18/12
D. 338,224	8/1993	Ujita	D18/56
D. 338,232	8/1993	Kotaki et al.	D18/56
D. 338,912	8/1993	Miyamoto	D18/56
D. 341,619	11/1993	Ujita et al.	D18/56
D. 341,620	11/1993	Ujita et al.	D18/56
D. 348,477	7/1994	Ujita et al.	D18/56

D. 348,478	7/1994	Ujita et al.	D18/56
D. 348,479	7/1994	Ujita et al.	D18/56
D. 348,480	7/1994	Ujita et al.	D18/56
D. 348,688	7/1994	Ujita	D18/12
D. 349,723	8/1994	Ujita	D18/12
D. 351,855	10/1994	Kubota et al.	D18/56
D. 355,059	11/1994	Kubota et al.	D18/56
D. 355,210	2/1995	Kubota et al.	D18/56
D. 355,213	2/1995	Kubota et al.	D18/56
D. 355,215	2/1995	Kubota et al.	D18/56
D. 355,928	2/1995	Tokuda et al.	D18/56
D. 355,929	2/1995	Kubota et al.	D18/56
D. 355,930	2/1995	Tokuda et al.	D18/56
D. 356,110	3/1995	Tokuda et al.	D18/56
D. 356,332	3/1995	Kubota et al.	D18/56
D. 359,755	6/1995	Tokuda et al.	D18/56
4,491,433	1/1985	Shiurila	D18/56
4,771,295	9/1988	Baker	347/87
4,791,438	12/1988	Hanson et al.	347/87

FOREIGN PATENT DOCUMENTS

564069	10/1993	European Pat. Off.	347/86
623471	11/1994	European Pat. Off.	347/86
622208	11/1994	European Pat. Off.	347/86
6-135097	5/1994	Japan	347/86

Primary Examiner—Cathy Anne MacCormac
Attorney, Agent, or Firm—Fitzpatrick, Cella, Harper & Scinto

[57] **CLAIM**

The ornamental design for an ink tank for printer, as shown and described.

DESCRIPTION

FIG. 1 is a front elevational view of an ink tank for printer showing our new design;
FIG. 2 is a rear elevational view thereof;
FIG. 3 is a top plan view thereof;
FIG. 4 is a bottom plan view thereof;
FIG. 5 is a left side elevational view thereof;
FIG. 6 is a right side elevational view thereof; and,
FIG. 7 is a perspective view thereof.

1 Claim, 1 Drawing Sheet

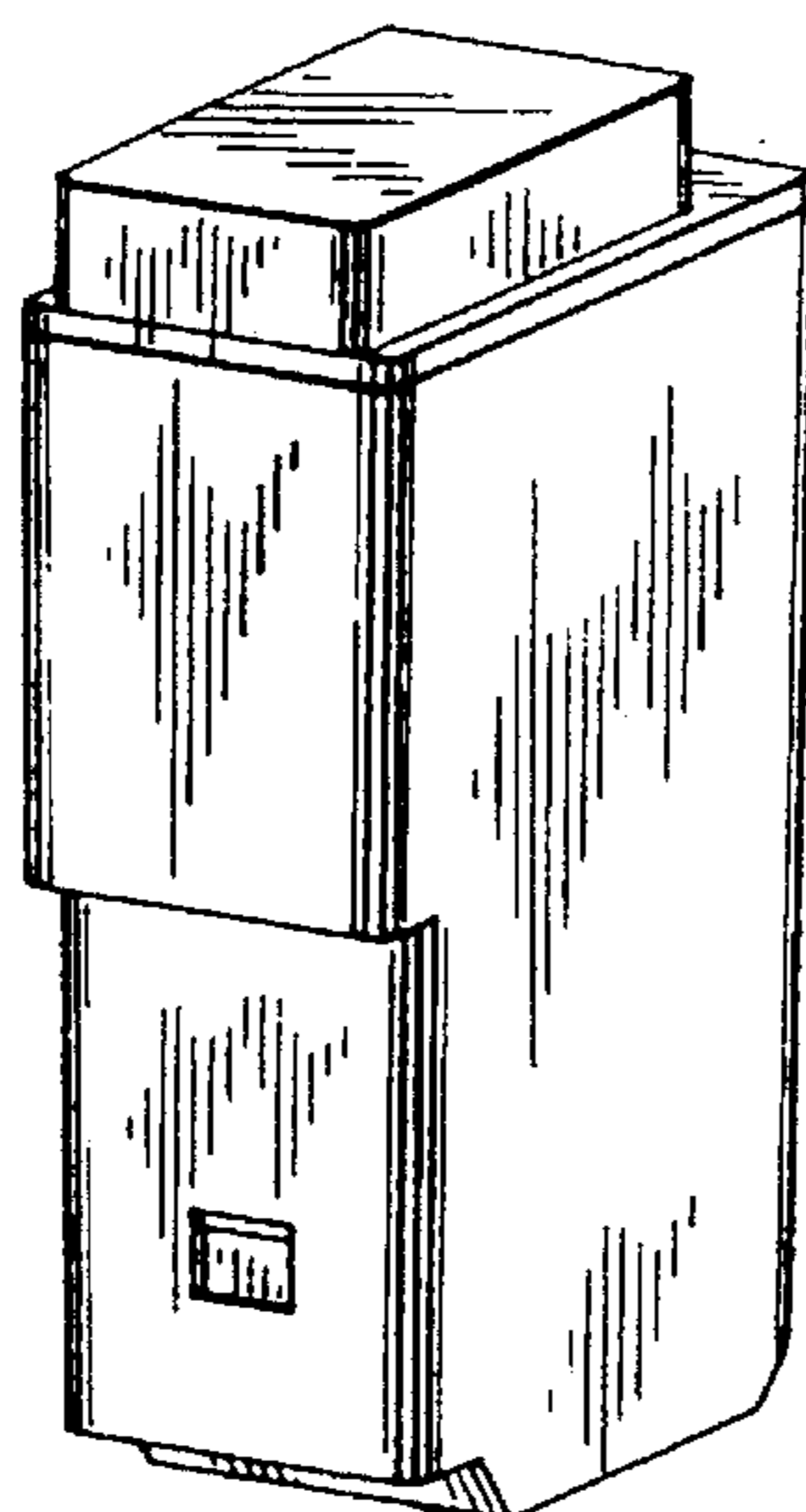


FIG. 1

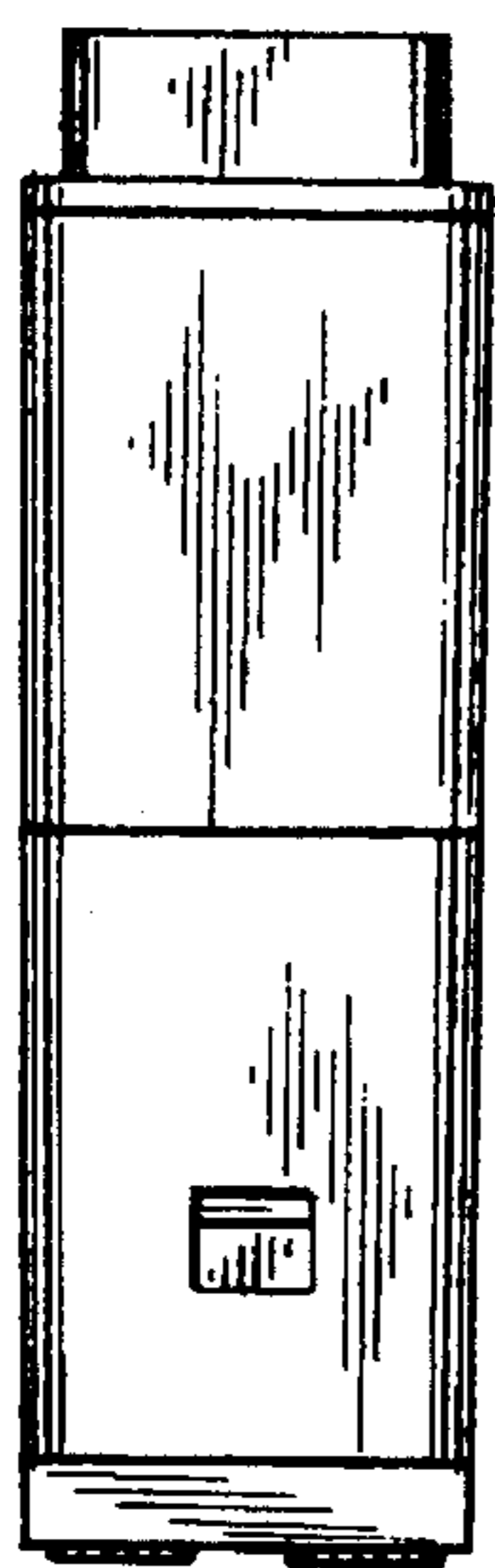


FIG. 2




FIG. 3

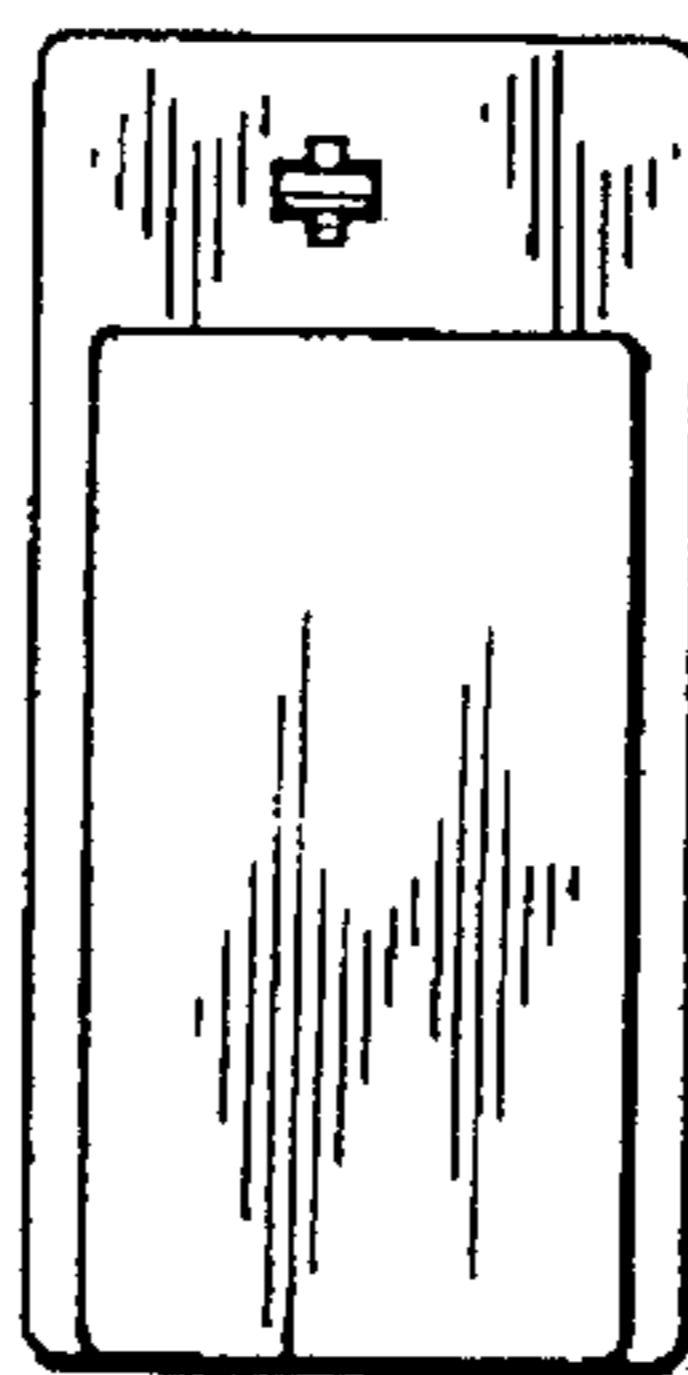


FIG. 4




FIG. 5



FIG. 6

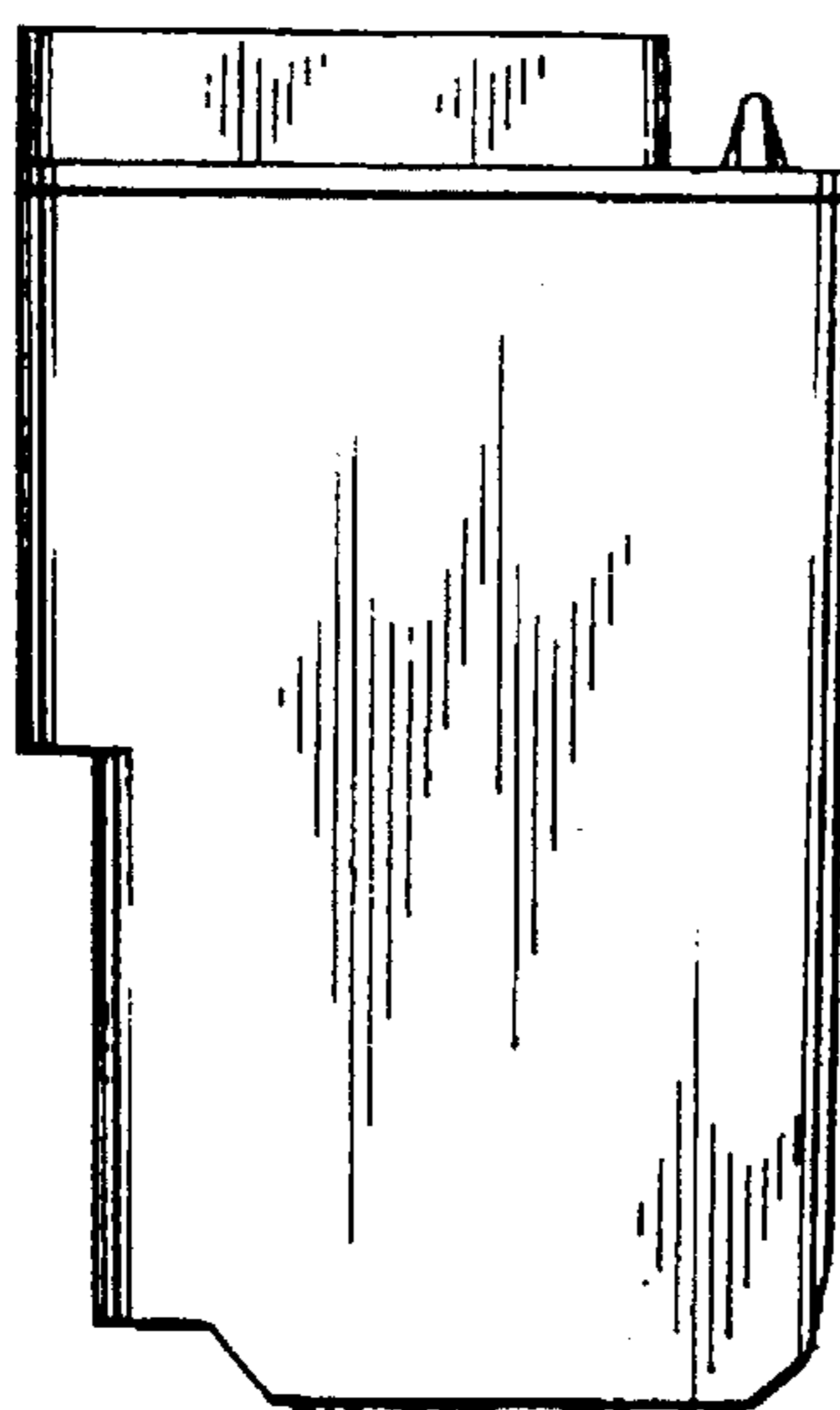
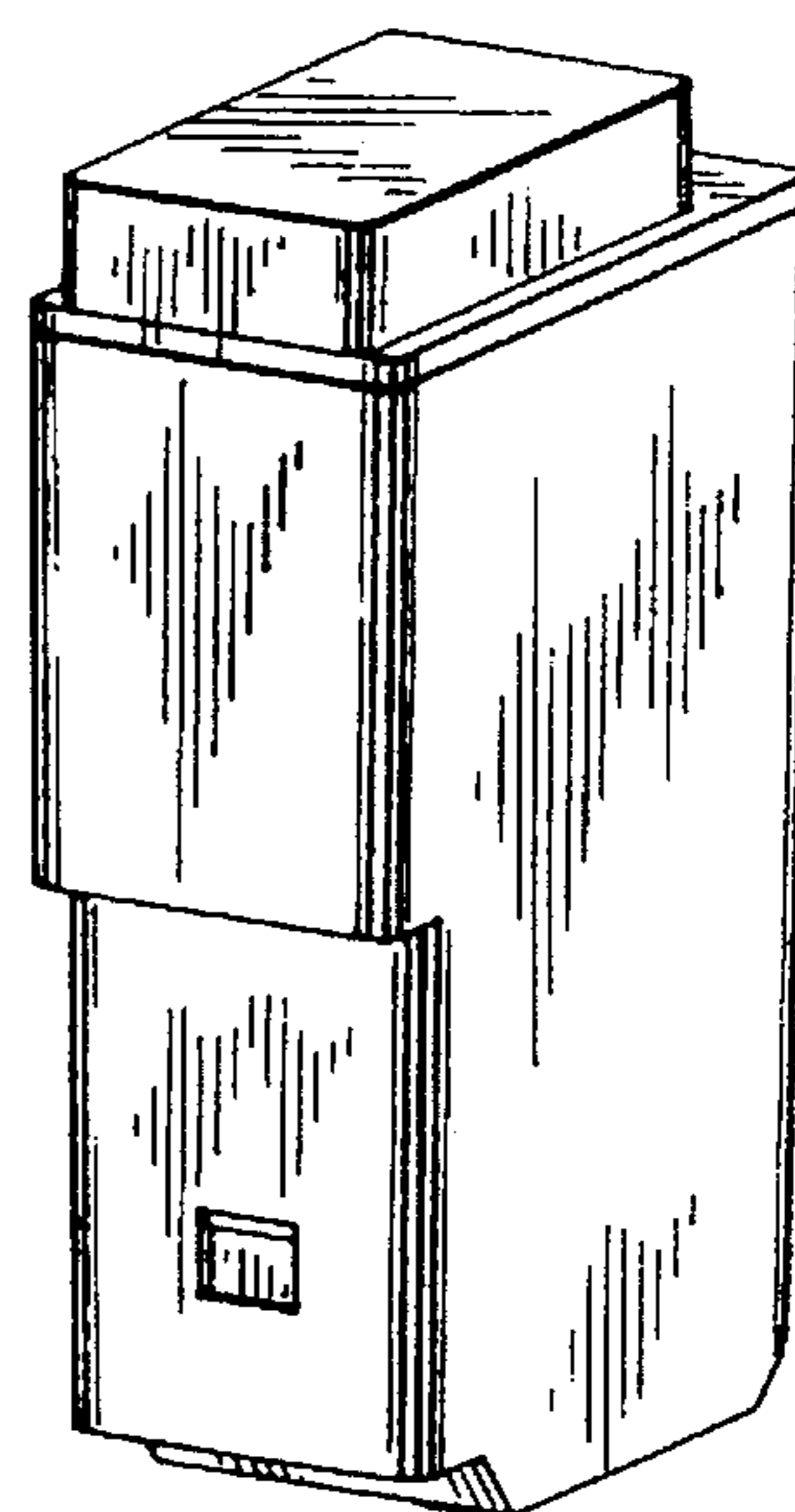


FIG. 7



UNITED STATES PATENT AND TRADEMARK OFFICE
CERTIFICATE OF CORRECTION

PATENT NO. : Des. 375,522
DATED : November 12, 1996
INVENTORS : TOKUDA ET AL.

It is certified that error appears in the above-identified patent and that said Letters Patent is hereby corrected as shown below:

At [*] Notice:

"Jun. 25, 2014" should read --Jun. 25, 2010--;

At [56] References Cited - U.S. PATENT DOCUMENTS:

"Omino et al." both occurrences should read
--Umino et al.--.

Signed and Sealed this
Twentieth Day of May, 1997

Attest:



BRUCE LEHMAN

Attesting Officer

Commissioner of Patents and Trademarks