



US00D375515S

United States Patent [19]

Takeda et al.

[11] Patent Number: **Des. 375,515**

[45] Date of Patent: ****Nov. 12, 1996**

[54] **MUSIC SELECTION DEVICE**

[75] Inventors: **Masaru Takeda; Kazuo Miyashita; Yaichi Moriya; Kenichi Yamauchi**, all of Tokyo, Japan

[73] Assignee: **NEC Corporation**, Tokyo, Japan

[**] Term: **14 Years**

[21] Appl. No.: **38,008**

[22] Filed: **Apr. 26, 1995**

[30] Foreign Application Priority Data

Oct. 26, 1994 [JP] Japan 6-32587

[52] U.S. Cl. **D17/99**; D14/100; D19/60; D21/13

[58] Field of Search D14/100, 106; D17/24, 99; D19/60, 62; D21/13; 84/470 R, 477 R, 464 R, 483, 602, 609, 610, 634; 434/307 A

[56] References Cited

U.S. PATENT DOCUMENTS

D. 284,966 8/1986 Larkins D14/100

D. 318,859 8/1991 Hollis D14/100
D. 334,736 4/1993 Sawada et al. D14/100
4,350,070 9/1982 Bahu 84/670

FOREIGN PATENT DOCUMENTS

404013288 1/1982 Japan 84/470 R

Primary Examiner—Ted Shooman
Assistant Examiner—Adir Aronovich
Attorney, Agent, or Firm—Sughrue, Mion, Zinn, Macpeak & Seas


[57] CLAIM

The ornamental design for a music selection device, as shown.

DESCRIPTION

FIG. 1 is a perspective view of the top, front and right side of a music selection device showing our new design; FIG. 2 is a right side elevational view thereof; FIG. 3 is a left side elevational view thereof; FIG. 4 is a front elevational view thereof; FIG. 5 is a rear elevational view thereof; FIG. 6 is a top plan view thereof; and, FIG. 7 is a bottom plan view thereof.

1 Claim, 3 Drawing Sheets



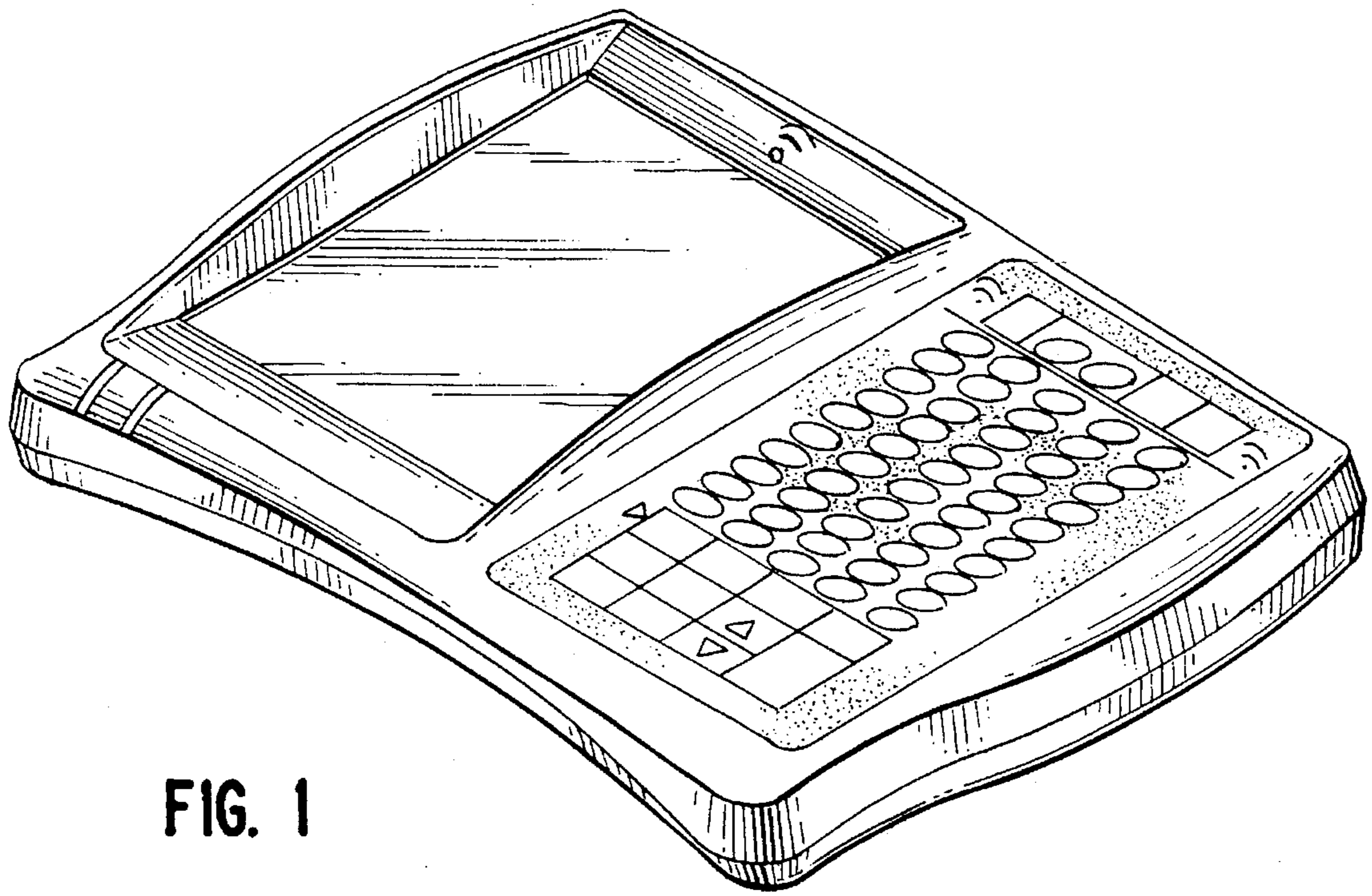


FIG. 1

FIG. 2

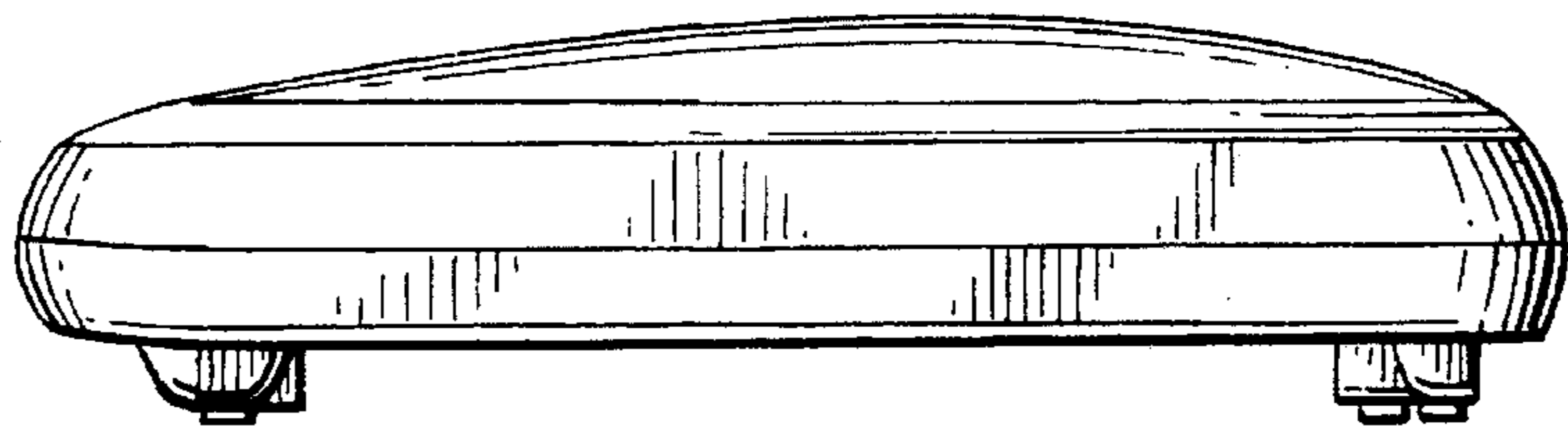


FIG. 3




FIG. 4

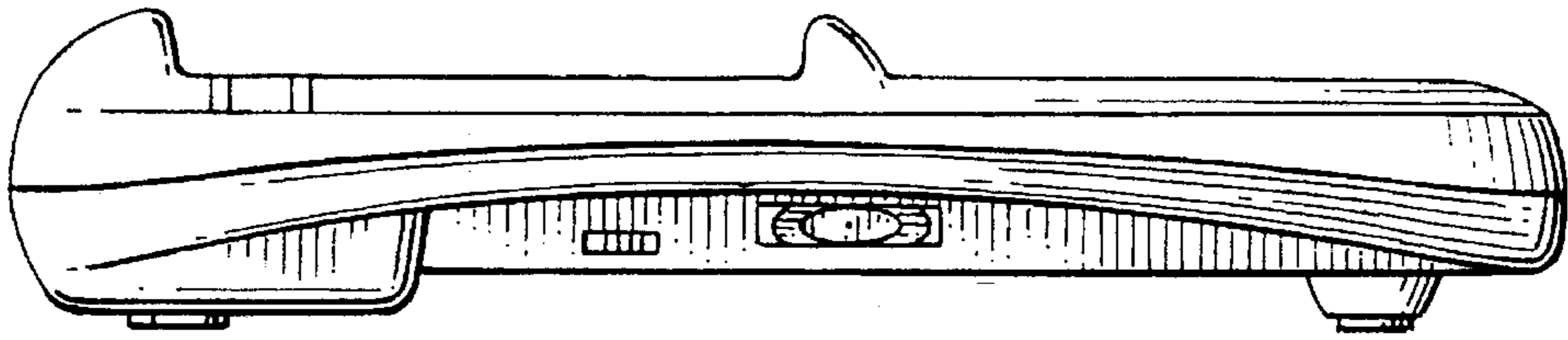


FIG. 5

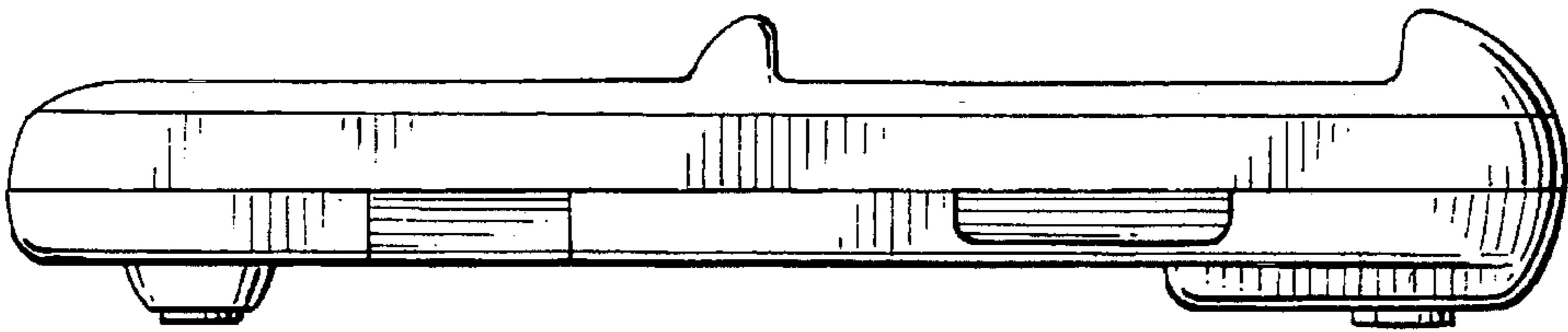


FIG. 6

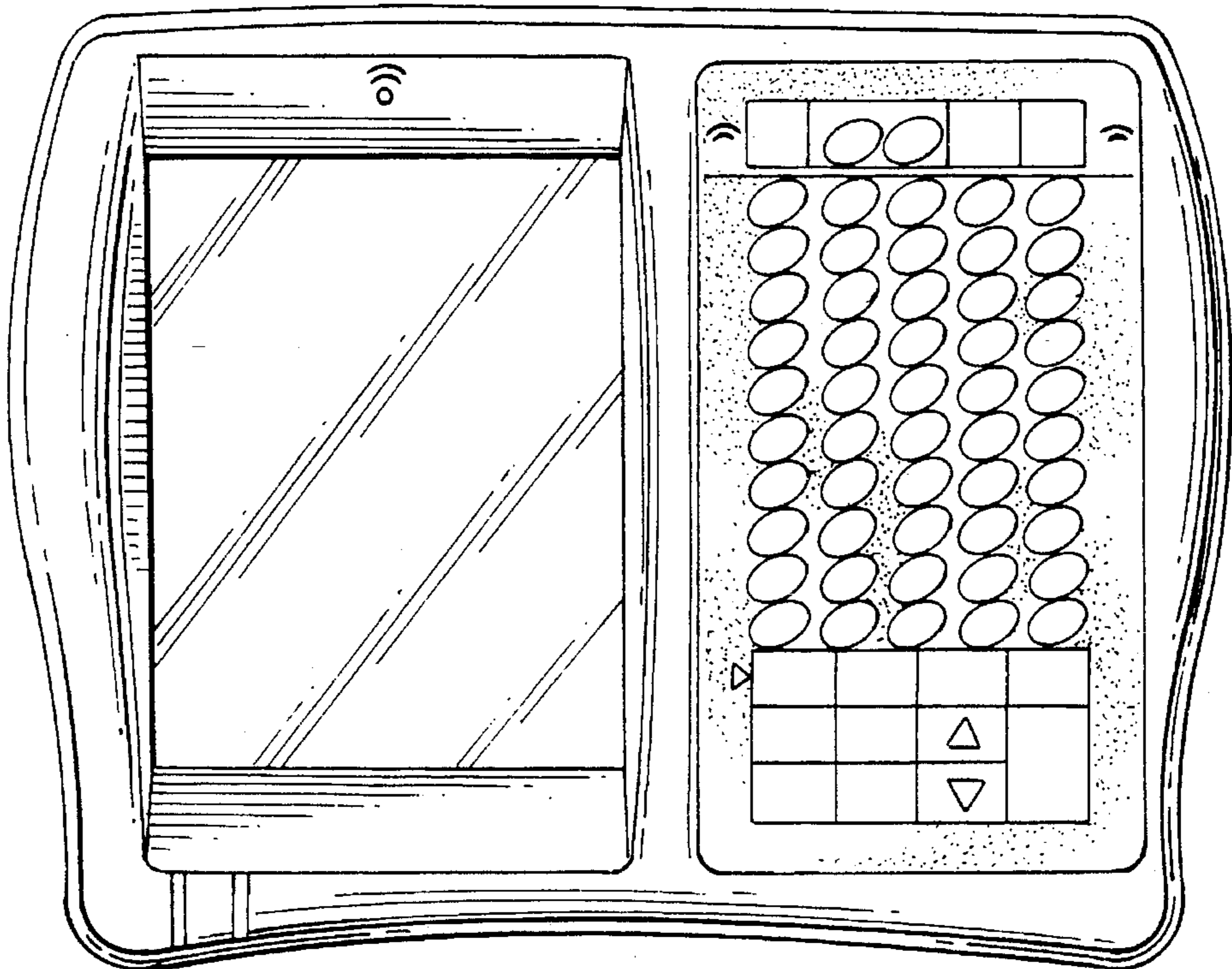


FIG. 7

