



US00D375514S

United States Patent [19]

[11] Patent Number: **Des. 375,514**

Keller et al.

[45] Date of Patent: ****Nov. 12, 1996**

[54] CHEST

[75] Inventors: **H. Thomas Keller; Scott Risdon**, both of High Point, N.C.

[73] Assignee: **Vaughan Furniture Company, Inc.**, Galax, Va.

[**] Term: **14 Years**

[21] Appl. No.: **30,024**

[22] Filed: **Oct. 20, 1994**

[52] U.S. Cl. **D6/445; D6/434**

[58] Field of Search **D6/432-448; 312/204, 312/257**

D. 340,147 10/1993 Black D6/393
D. 340,153 10/1993 Keller D6/434

(List continued on next page.)

OTHER PUBLICATIONS

“Folio VI” by Henredon, p. 14; 5-drawer chest on bottom left of page.

“Cabernet” by Drexel ©1973 p. 4, lingerie chest #306-400 and chest #306-410 on page.

“Sugar & Spice” by Burlington ©1979 p. 5; Five drawer chest on page.

“20/20” by Burlington p. 16 chest #556-272 bottom left corner on page.

“Michelle” by Burlington ©1979, p. 17; lingerie chest #540-272, center far left.

“Event I” by Burlington ©1979, p. 14; lingerie chest #535-272, bottom far right.

“Riverview” by Burlington, p. 12; chest #389-230, bottom left on page.

“Vintage” by Burlington, p. 19; chest #221-240 bottom far right on page.

Primary Examiner—Carmen H. Vales-Lado
Attorney, Agent, or Firm—Rhodes Coats & Bennett, L.L.P.

[56] References Cited

U.S. PATENT DOCUMENTS

D. 42,187	2/1912	Lunt .	
D. 43,490	1/1913	Johnson .	
D. 48,822	4/1916	Jansen .	
D. 67,164	4/1925	Stuart .	
D. 68,881	11/1925	Stuart .	
D. 81,765	8/1930	Stuart .	
D. 90,255	7/1933	McClure .	
D. 90,694	9/1933	Bennett .	
D. 101,221	9/1936	Jiranek .	
D. 173,034	9/1954	Mershon	D29/20
D. 177,061	3/1956	Mershon	D29/20
D. 177,177	3/1956	Herrmann	D6/446
D. 199,982	1/1965	Carr	D33/6
D. 215,804	11/1969	Chapin	D5/4
D. 252,724	8/1979	Keller	D6/164
D. 258,333	2/1981	Brown	D6/154
D. 267,378	12/1982	Mower et al.	D6/154
D. 268,974	5/1983	Mower et al.	D6/446 X
D. 272,210	1/1984	Brunner et al.	D6/446
D. 274,585	7/1984	Wood	D6/434
D. 277,816	3/1985	Kleinert et al.	D6/446
D. 288,877	3/1987	Koopman	D6/445
D. 308,307	6/1990	Keller	D6/439
D. 321,438	11/1991	Pauer et al.	D6/436
D. 326,968	6/1992	White, Jr.	D6/446
D. 328,540	8/1992	Ma	D6/508
D. 328,541	8/1992	Ma	D6/508
D. 333,578	3/1993	White	D6/445
D. 337,218	7/1993	Black	D6/434

[57] CLAIM

The ornamental design for a chest, as shown and described.

DESCRIPTION

FIG. 1 is a front perspective view of a chest showing my new design;

FIG. 2 is a side elevational view of the chest, the opposite side elevational view being a mirror image thereof;

FIG. 3 is a front elevational view of the chest;

FIG. 4 is a top view of the chest;



FIG. 5 is a front perspective view of a second embodiment of a chest showing my new design;

FIG. 6 is a side elevational view of the second embodiment, the opposite side elevational view being a mirror image thereof;

FIG. 7 is a front elevational view of the second embodiment; and,

FIG. 8 is a top view of the second embodiment.

1 Claim, 4 Drawing Sheets



U.S. PATENT DOCUMENTS

D. 343,735	2/1994	Ferguson	D6/393	D. 346,916	5/1994	Ball	D6/445
D. 343,744	2/1994	Keller	D6/444	D. 347,337	5/1994	Keller	D6/434
				D. 348,574	7/1994	Brunner et al.	D6/446
				D. 350,656	9/1994	Ferguson	D6/444
				D. 355,543	2/1995	Schroder	D6/393

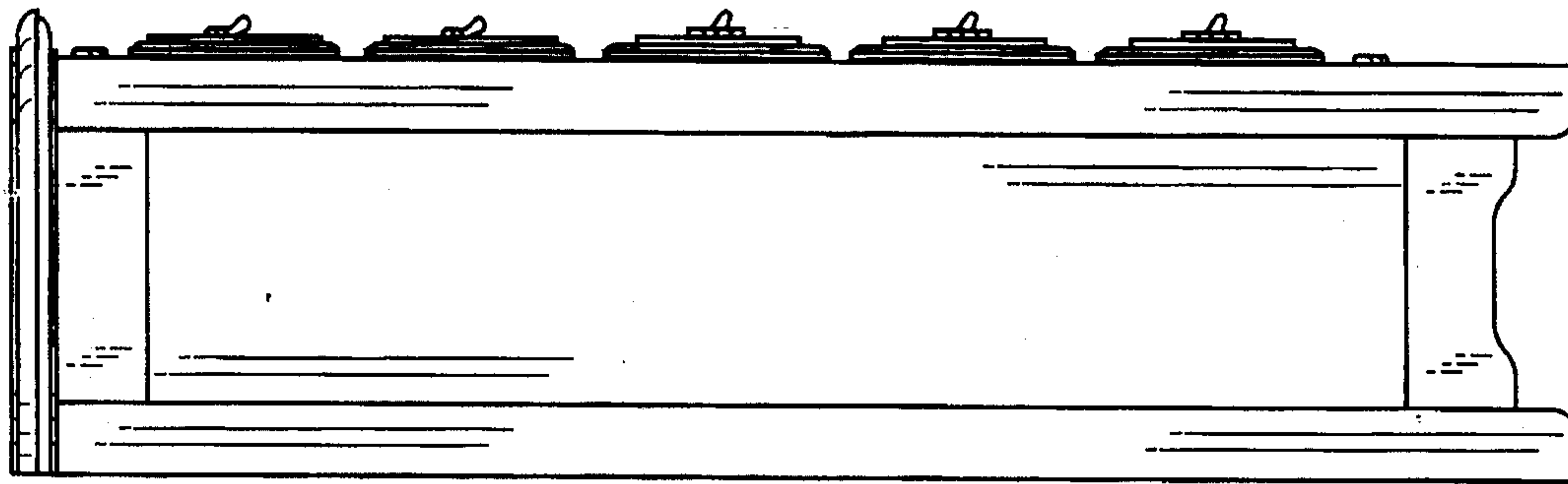


FIG. 2




FIG. 1




FIG. 3




FIG. 4

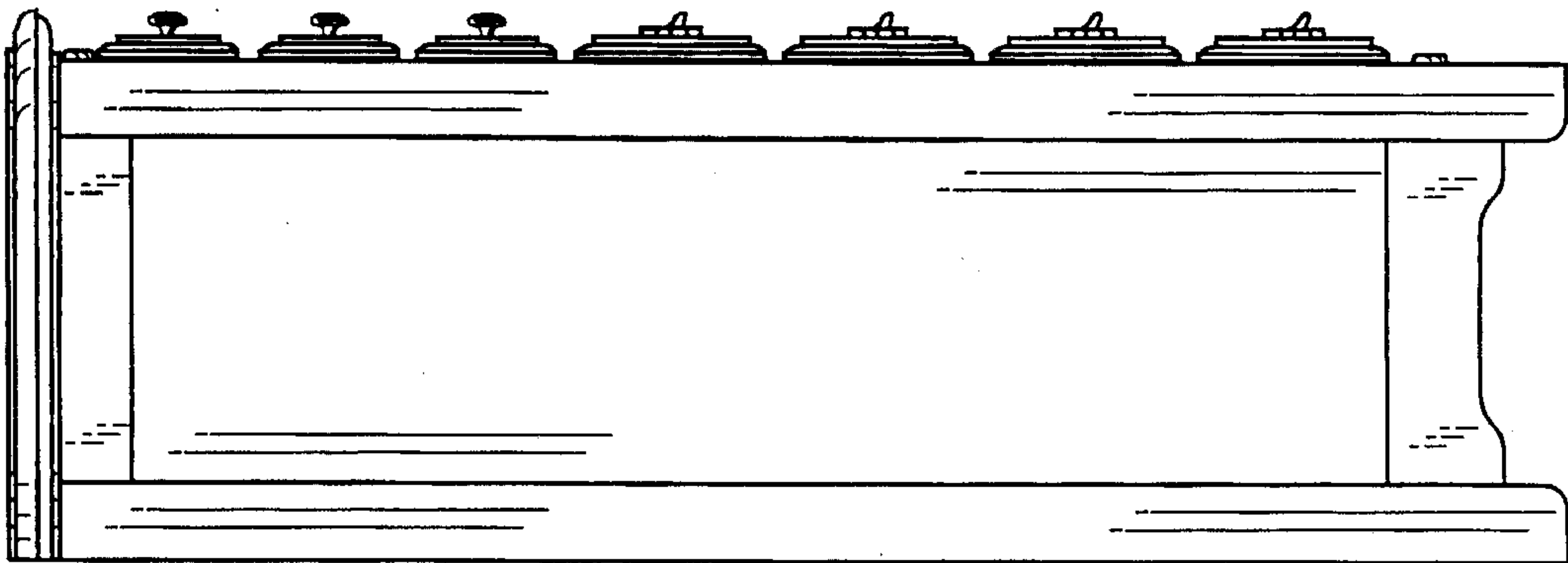


FIG. 6




FIG. 5




FIG. 8




FIG. 7