



US00D375497S

**United States Patent** [19]  
**Kuwajima**

[11] **Patent Number: Des. 375,497**

[45] **Date of Patent: \*\*Nov. 12, 1996**

[54] **TELEPHONE SET**

[75] **Inventor: Wataru Kuwajima, Kawasaki, Japan**

[73] **Assignee: Nitsuko Corporation, Kanagawa, Japan**

[\*\*] **Term: 14 Years**

[21] **Appl. No.: 37,843**

[22] **Filed: Jun. 1, 1995**

[52] **U.S. Cl. .... D14/151**

[58] **Field of Search ..... D14/137, 138,  
D14/140, 142, 149-151, 241; 379/419,  
420, 428, 440, 434-436, 454, 455**

[56] **References Cited**

**U.S. PATENT DOCUMENTS**

D. 259,043	4/1981	Feinberg et al. ....	D14/151
D. 259,419	6/1981	Carter .....	D14/151
D. 270,155	8/1983	Shimizu .....	D14/151
D. 278,903	5/1985	Ando .....	D14/151
D. 282,168	1/1986	Brown .....	D14/151
D. 286,284	10/1986	Sasaki et al. ....	D14/151 X
D. 293,103	12/1987	Gauffin et al. ....	D14/151

D. 308,059	5/1990	Desbarats .....	D14/149 X
D. 322,786	12/1991	Wu .....	D14/142 X
D. 352,283	11/1994	Schmidt .....	D14/151
5,131,034	7/1992	Read .....	379/435

**OTHER PUBLICATIONS**

B. A. Pargh 1992 Spring/Summer Catalog, p. 324, AT&T Phone at top left.

*Primary Examiner*—Jeffrey Asch  
*Attorney, Agent, or Firm*—Leydig, Voit & Mayer


[57] **CLAIM**

The ornamental design for a telephone set, as shown and described.

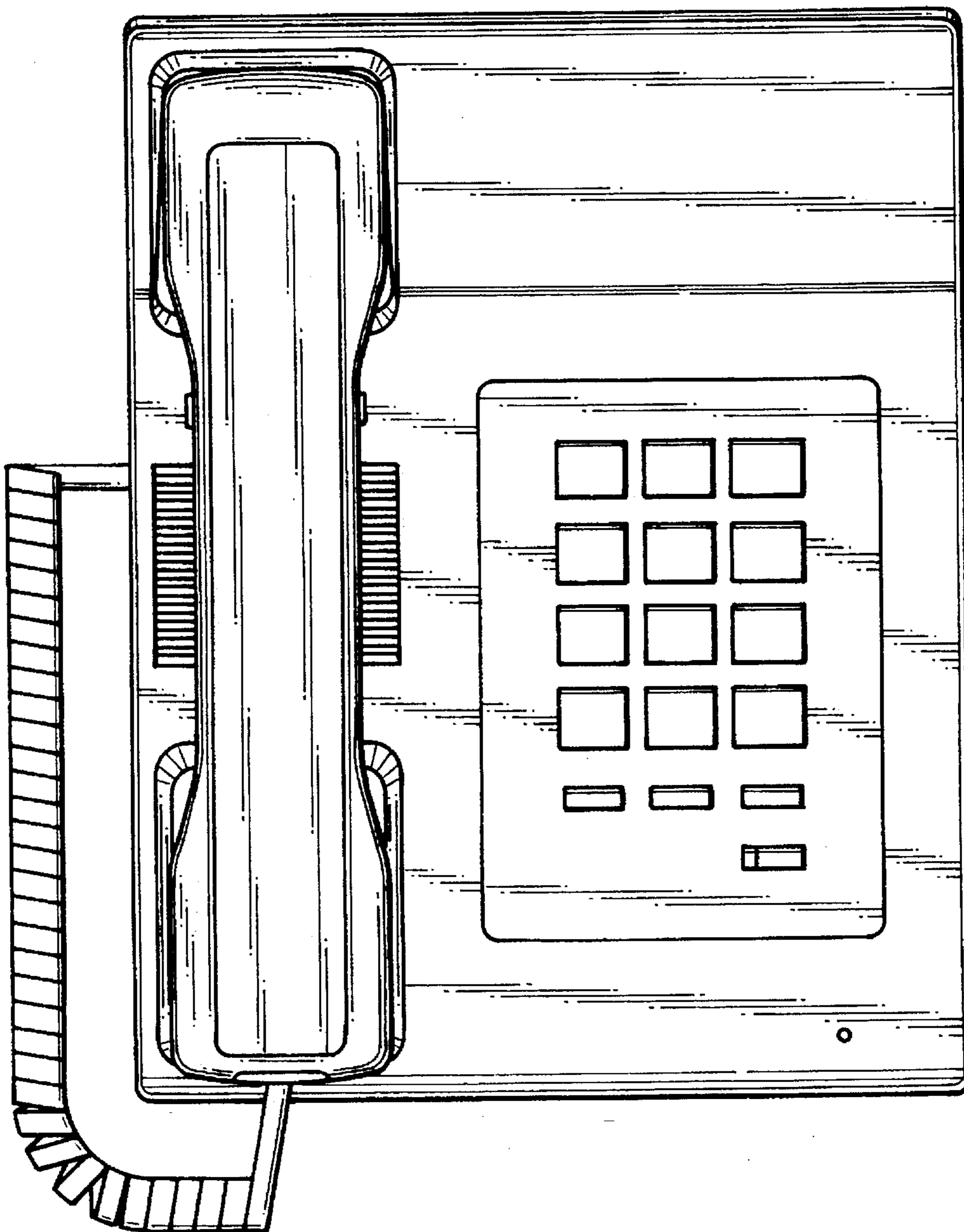
**DESCRIPTION**

FIG. 1 is a top plan view of a telephone set;  
FIG. 2 is a bottom plan view thereof;  
FIG. 3 is a right side elevational view thereof; and,  
FIG. 4 is a perspective view thereof with a handset removed.  
The left side and rear form no part of the claimed design.

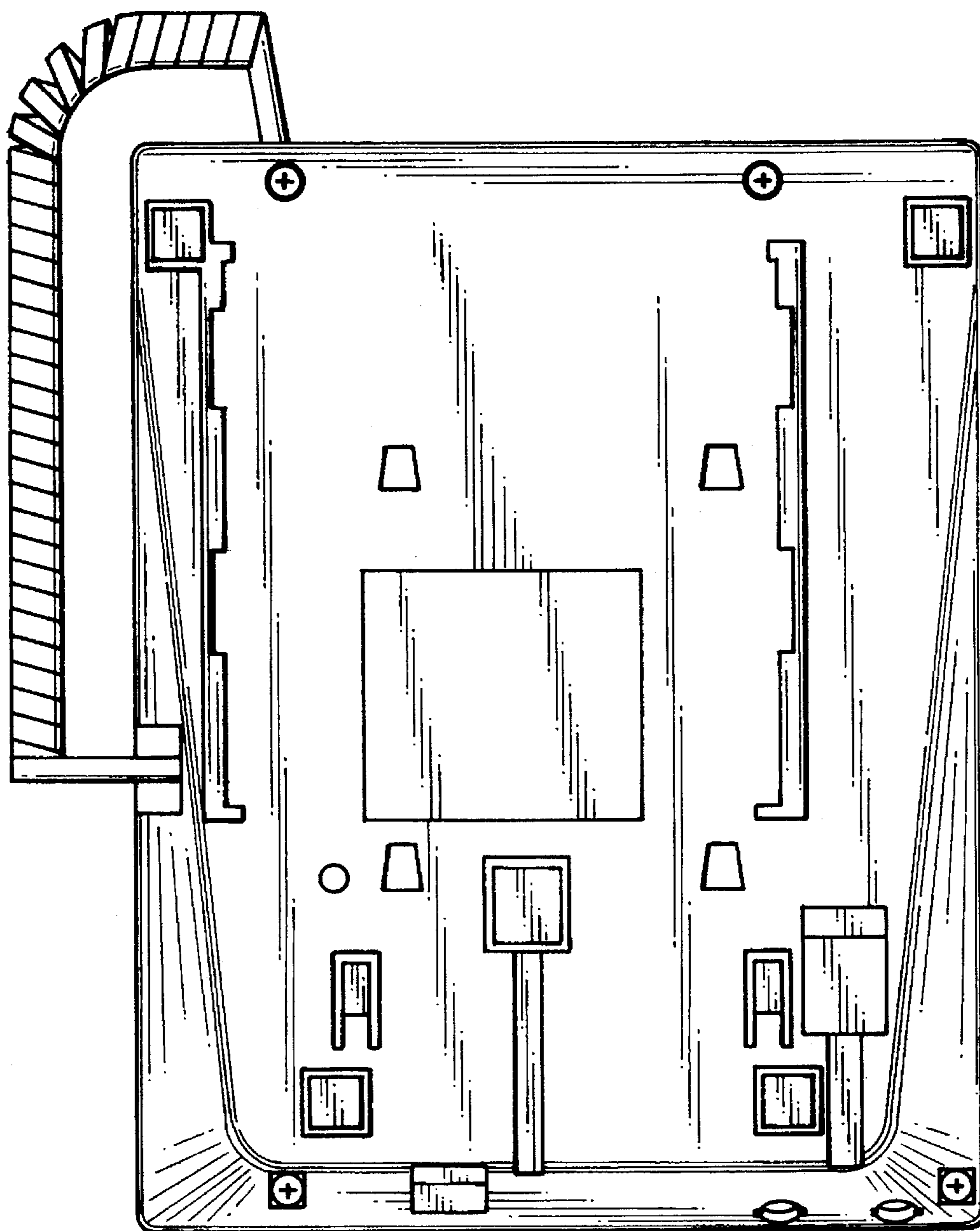
**1 Claim, 4 Drawing Sheets**



*Fig. 1*



*Fig. 2*



*Fig. 3*

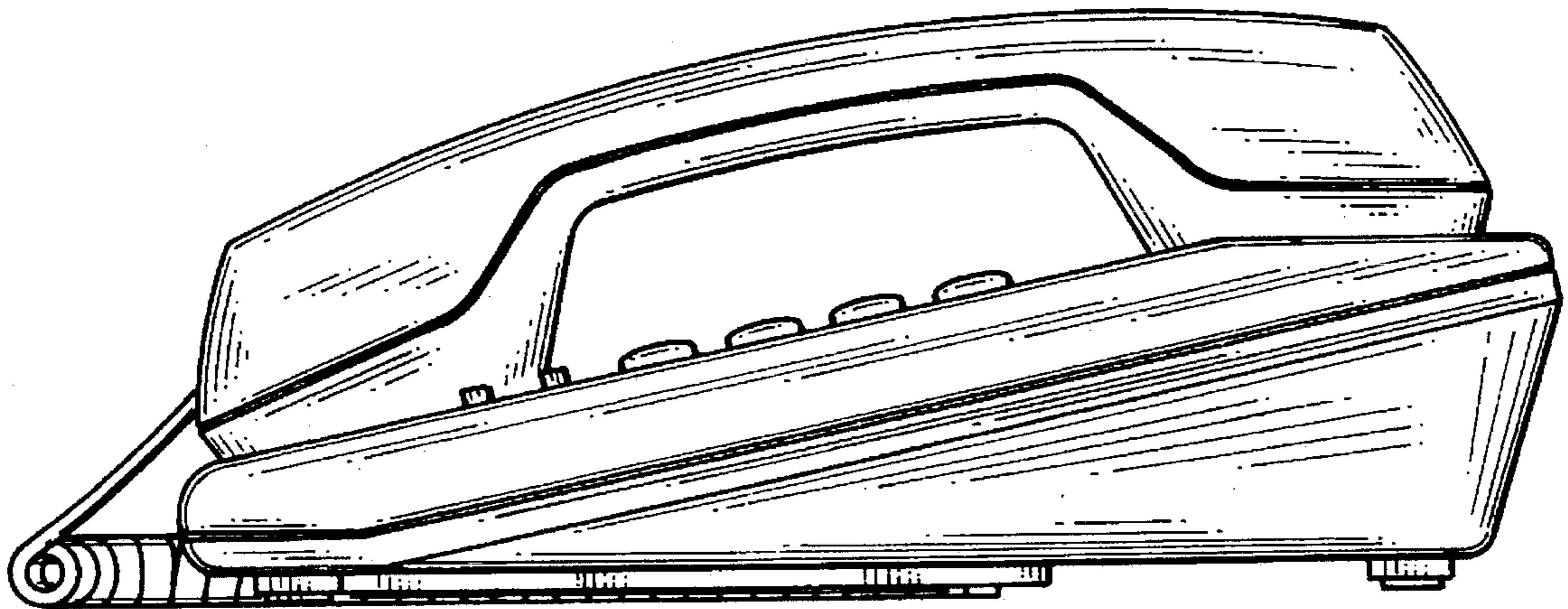


Fig. 4

