



US00D375475S

**United States Patent** [19]  
**Smiarowski**

[11] **Patent Number:** **Des. 375,475**

[45] **Date of Patent:** **\*\*Nov. 12, 1996**

[54] **TRUCK SUN VISOR**

[76] **Inventor:** **Pat Smiarowski**, 3590 Simpson's  
Trace, Maineville, Ohio 45039

[\*\*] **Term:** **14 Years**

[21] **Appl. No.:** **42,891**

[22] **Filed:** **Aug. 21, 1995**

[52] **U.S. Cl.** ..... **D12/191**

[58] **Field of Search** ..... D12/190, 191,  
D12/181; 296/95.1, 97.1, 97.2, 97.7; 160/370.21,  
DIG. 3

[56] **References Cited**

**U.S. PATENT DOCUMENTS**

|            |         |                  |       |         |
|------------|---------|------------------|-------|---------|
| D. 288,309 | 2/1987  | Lund             | ..... | D12/191 |
| D. 303,948 | 10/1989 | Bonstead et al.  | ..... | D12/191 |
| D. 330,533 | 10/1992 | Orth, Sr. et al. | ..... | D12/191 |

*Primary Examiner*—A. Hugo Word

*Assistant Examiner*—Lavone D. Tabor

*Attorney, Agent, or Firm*—Wood, Herron & Evans, P.L.L.

[57] **CLAIM**

The ornamental design for a truck sun visor, as shown and described.

**DESCRIPTION**

FIG. 1 is a perspective view of the truck sun visor;

FIG. 2 is a top view of FIG. 1;

FIG. 3 is a left side view of FIG. 2, the right side being a mirror image thereof;

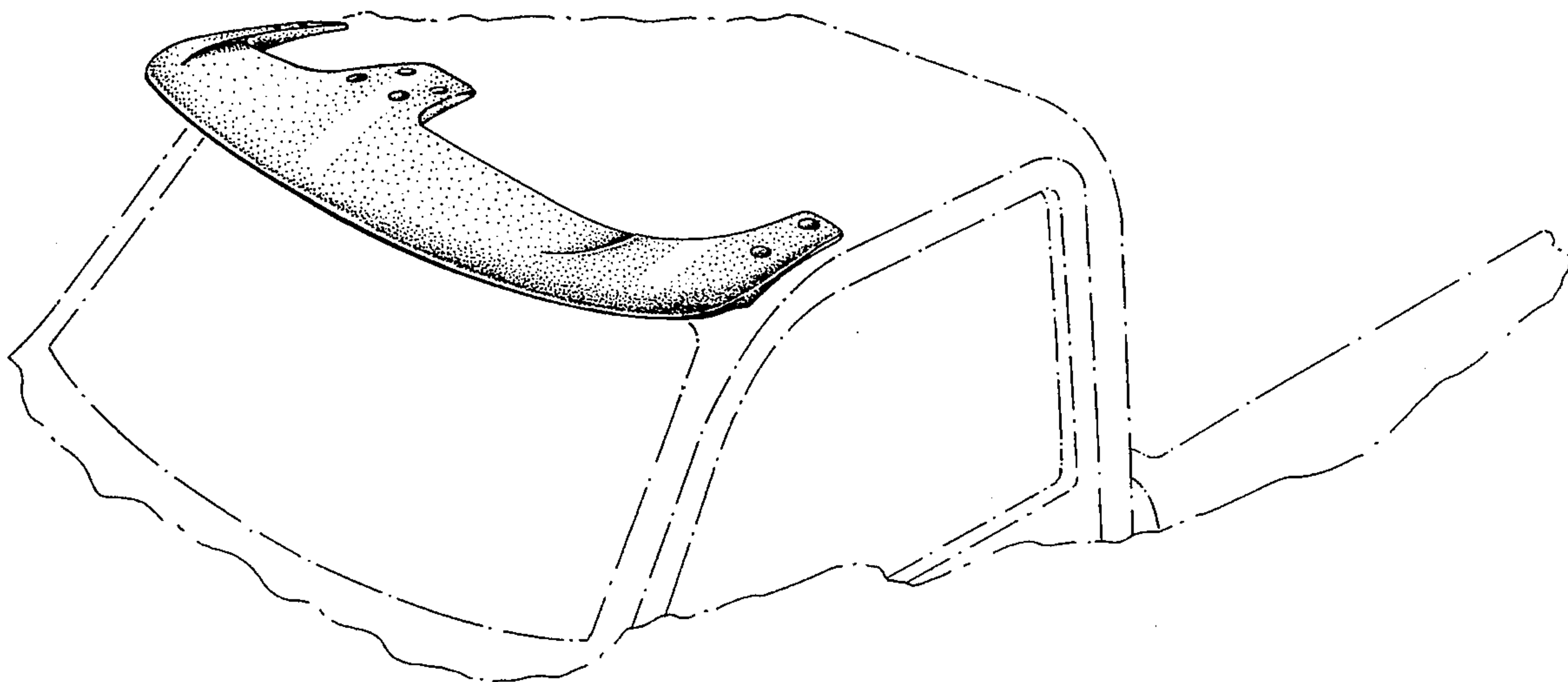
FIG. 4 is a front view of FIG. 2;

FIG. 5 is a rear view of FIG. 2; and,

FIG. 6 is a bottom view of FIG. 2.

The partial broken line showing of a truck is for illustrative purposes only and forms no part of the claimed design.

**1 Claim, 2 Drawing Sheets**



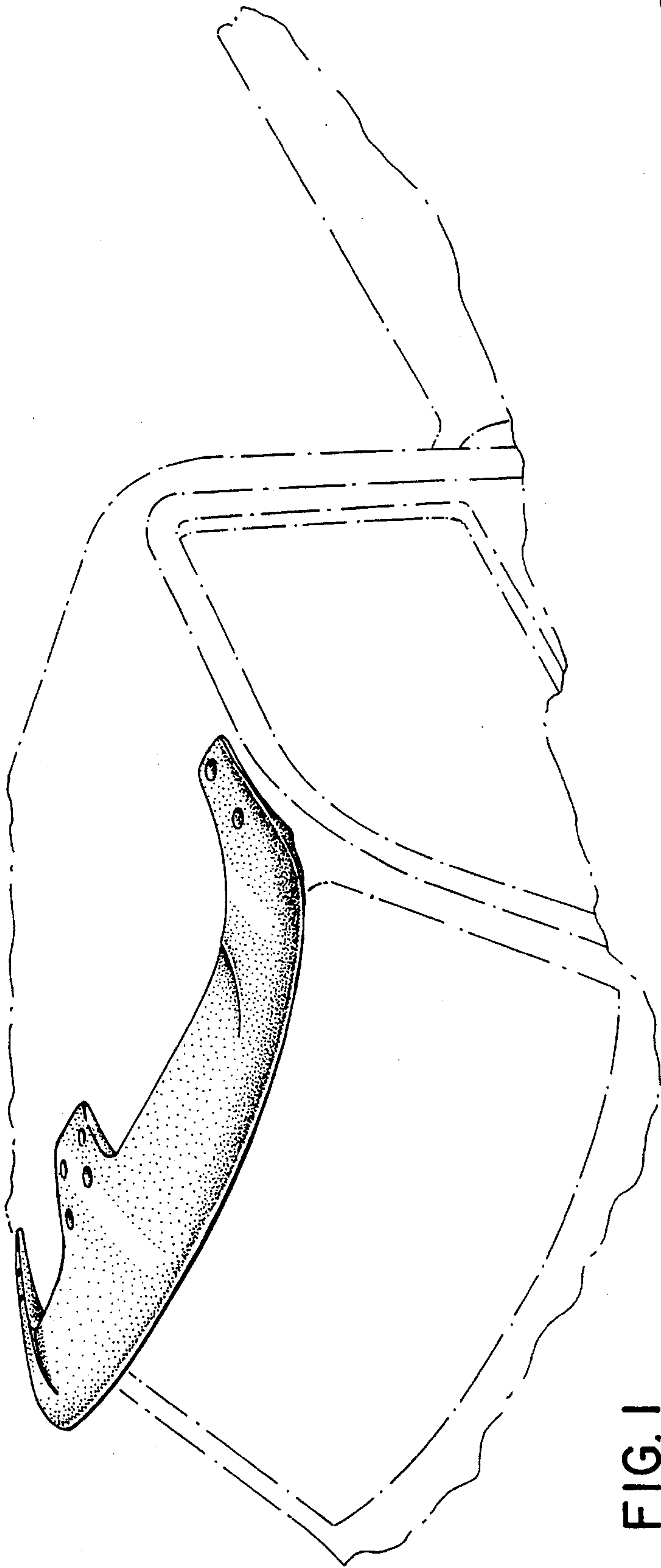


FIG. 1

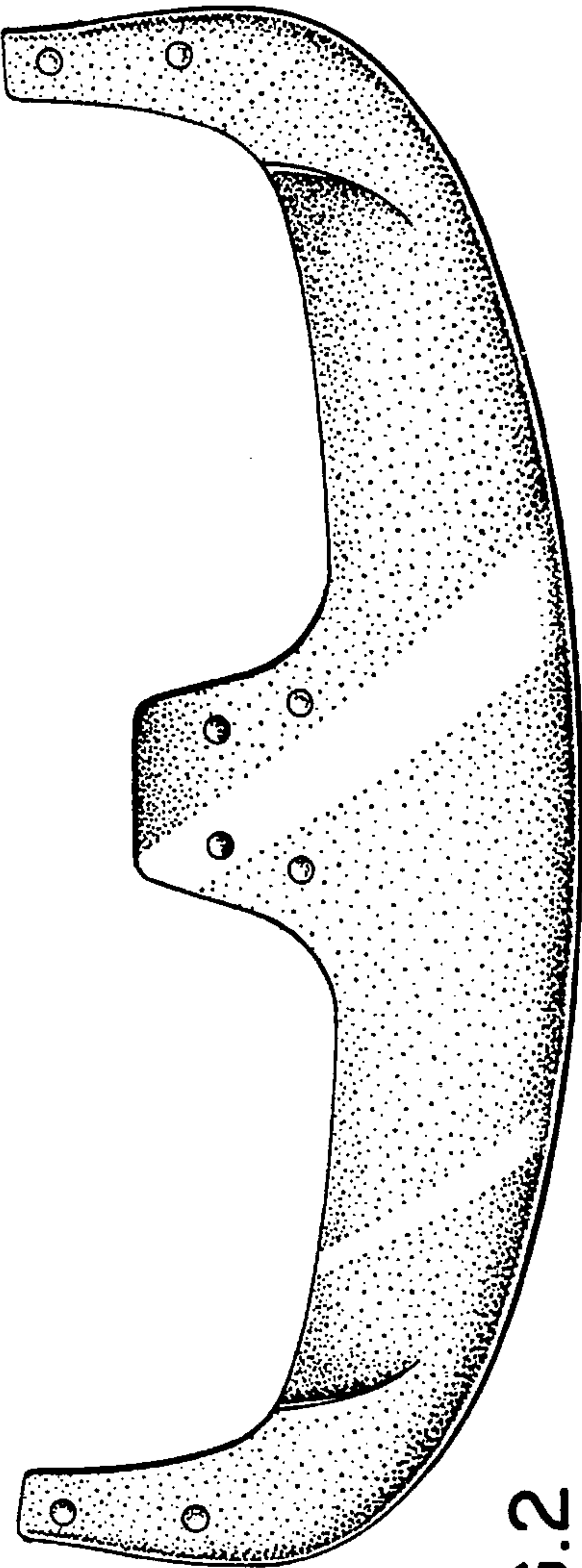


FIG. 2

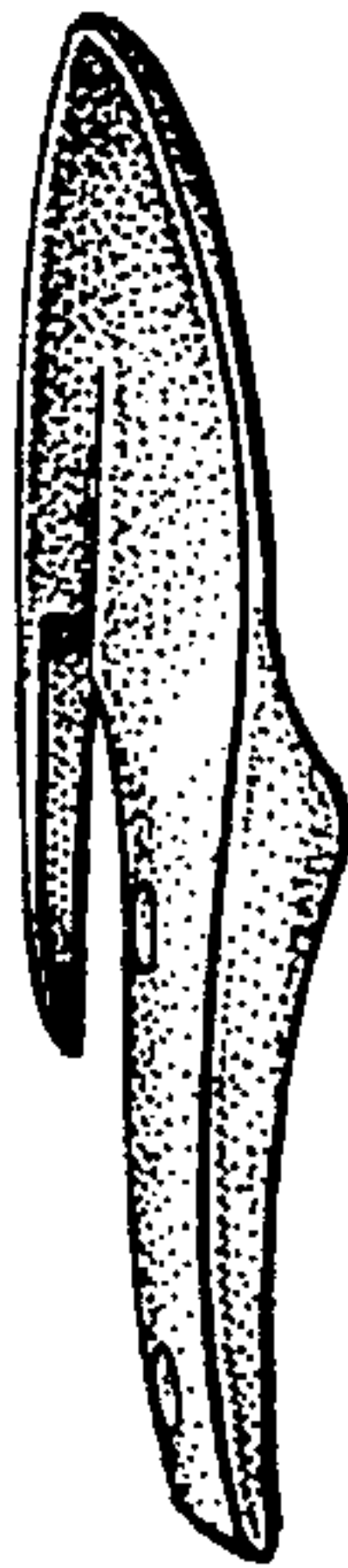


FIG. 3



FIG. 4



FIG. 5

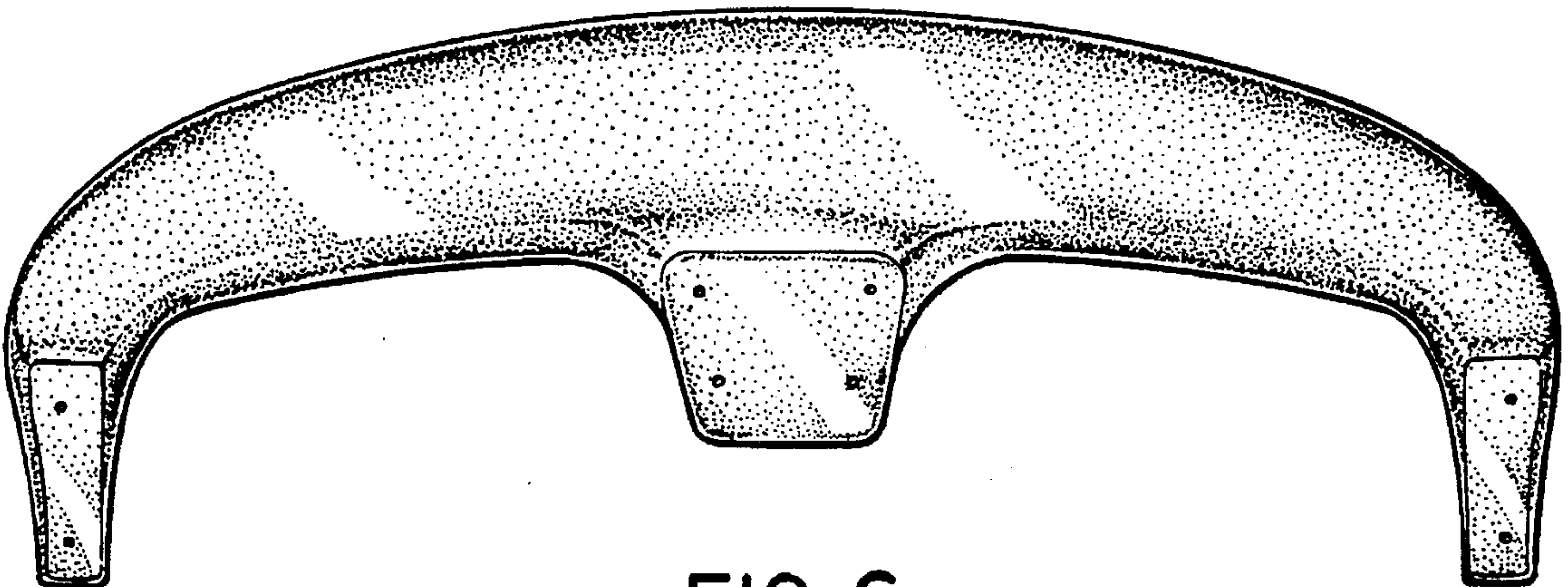


FIG. 6