



US00D375457S

# United States Patent [19]

King et al.

[11] Patent Number: **Des. 375,457**

[45] Date of Patent: **\*\*Nov. 12, 1996**

[54] **DISPENSING CARTON**

[75] Inventors: **Timothy J. King**, Moss Nr Wrexham, Wales; **James J. Beech**, Upton, England

[73] Assignee: **Kimberly-Clark Corporation**, Neenah, Wis.

[\*\*] Term: **14 Years**

[21] Appl. No.: **38,189**

[22] Filed: **Apr. 28, 1995**

[52] U.S. Cl. .... **D9/417; D9/432**

[58] Field of Search ..... **D9/417, 418, 432, D9/341, 424, 416; 206/508, 45.31, 45.34; 229/122.1, 122.2; 221/305**

[56] **References Cited**

**U.S. PATENT DOCUMENTS**

D. 302,949	8/1989	Eisendrath	.....	D9/432
D. 321,134	10/1991	Toinet	.....	D9/432 X
D. 321,647	11/1991	Oldorf	.....	D9/432 X
5,020,670	6/1991	Bedford	.....	229/122.1 X
5,368,194	11/1994	Oliff et al.	.....	221/305
5,370,220	12/1994	Wang	.....	221/305 X
5,390,821	2/1995	Markel	.....	221/305 X

**FOREIGN PATENT DOCUMENTS**

2234495	2/1991	United Kingdom	.....	229/122.1
2268159	1/1994	United Kingdom	.....	229/122.1

**OTHER PUBLICATIONS**

Packaging Catalog, 1940, p. 43.

*Primary Examiner*—Prabhakar G. Deshmukh  
*Attorney, Agent, or Firm*—Karl V. Sidor

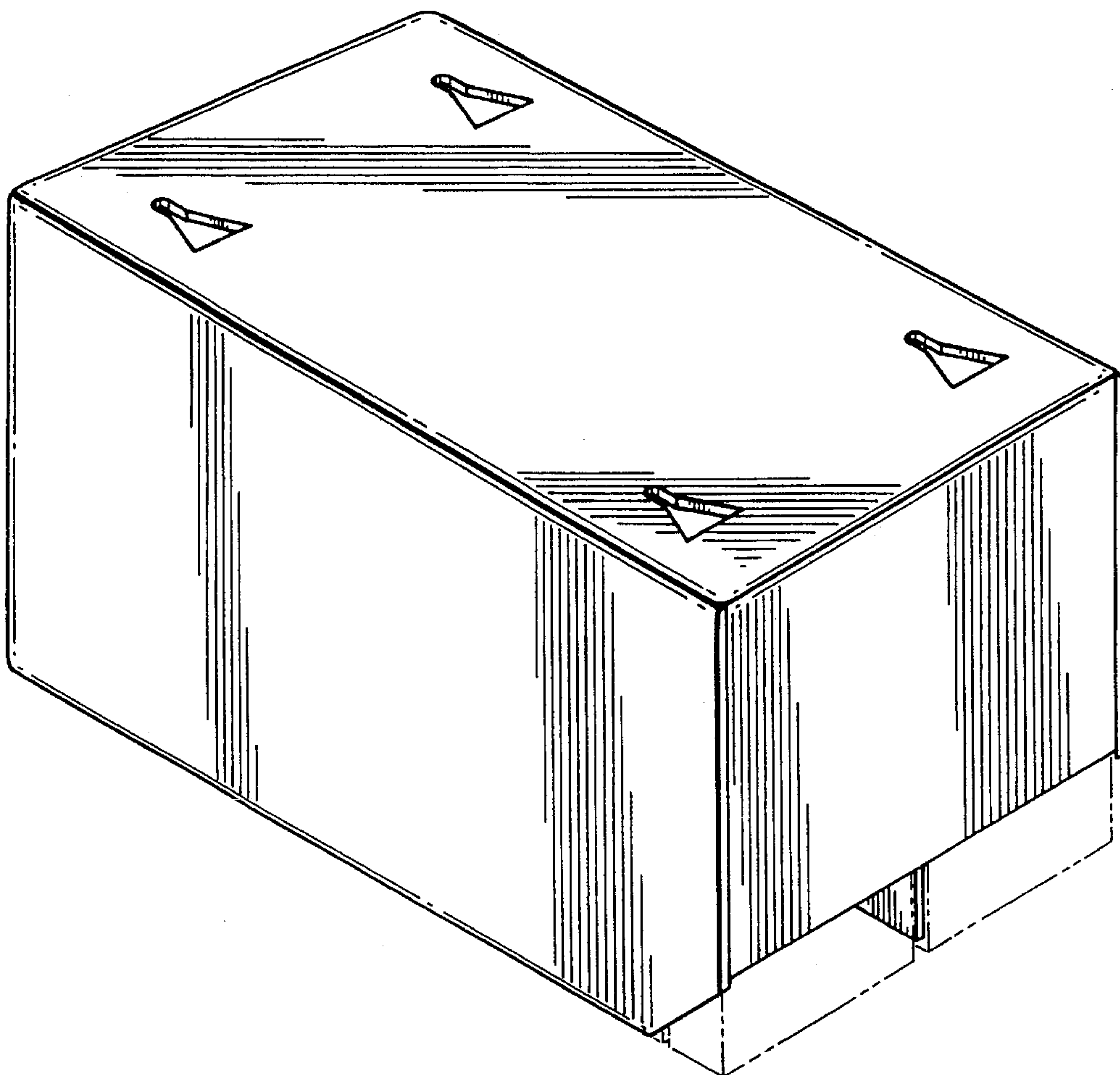
[57] **CLAIM**

The ornamental design for dispensing carton, as shown and described.

**DESCRIPTION**

FIG. 1 is a perspective view of a dispensing carton showing our new design;  
FIG. 2 is a bottom plan view thereof;  
FIG. 3 is a top plan view thereof;  
FIG. 4 is a right side elevational view thereof;  
FIG. 5 is a left side elevational view thereof;  
FIG. 6 is a rear elevational view thereof; and,  
FIG. 7 is a front elevational view thereof.  
The broken line showing of packages in FIG. 1 is for illustrative purpose only and forms no part of the claim.

**1 Claim, 6 Drawing Sheets**



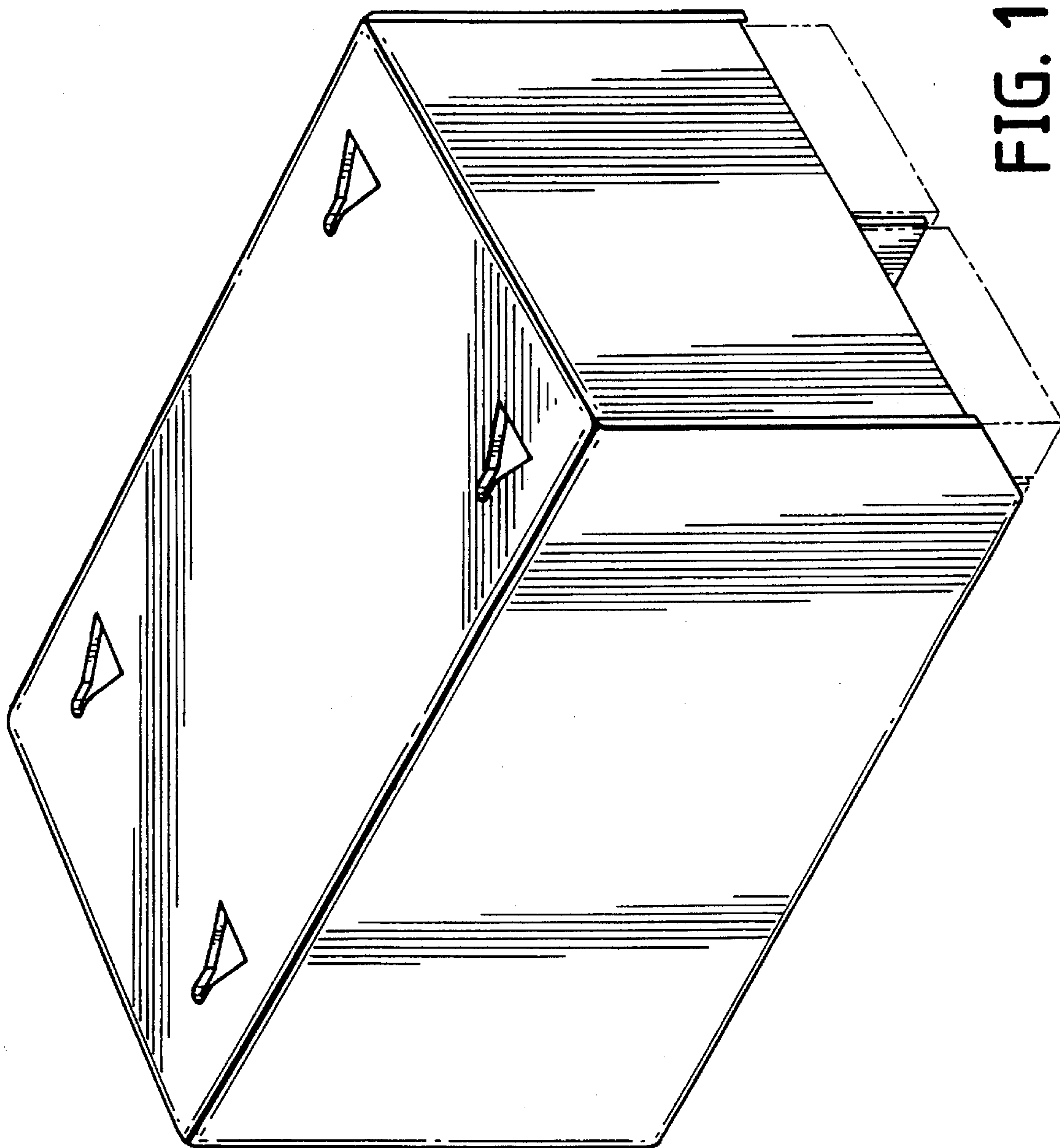


FIG. 1

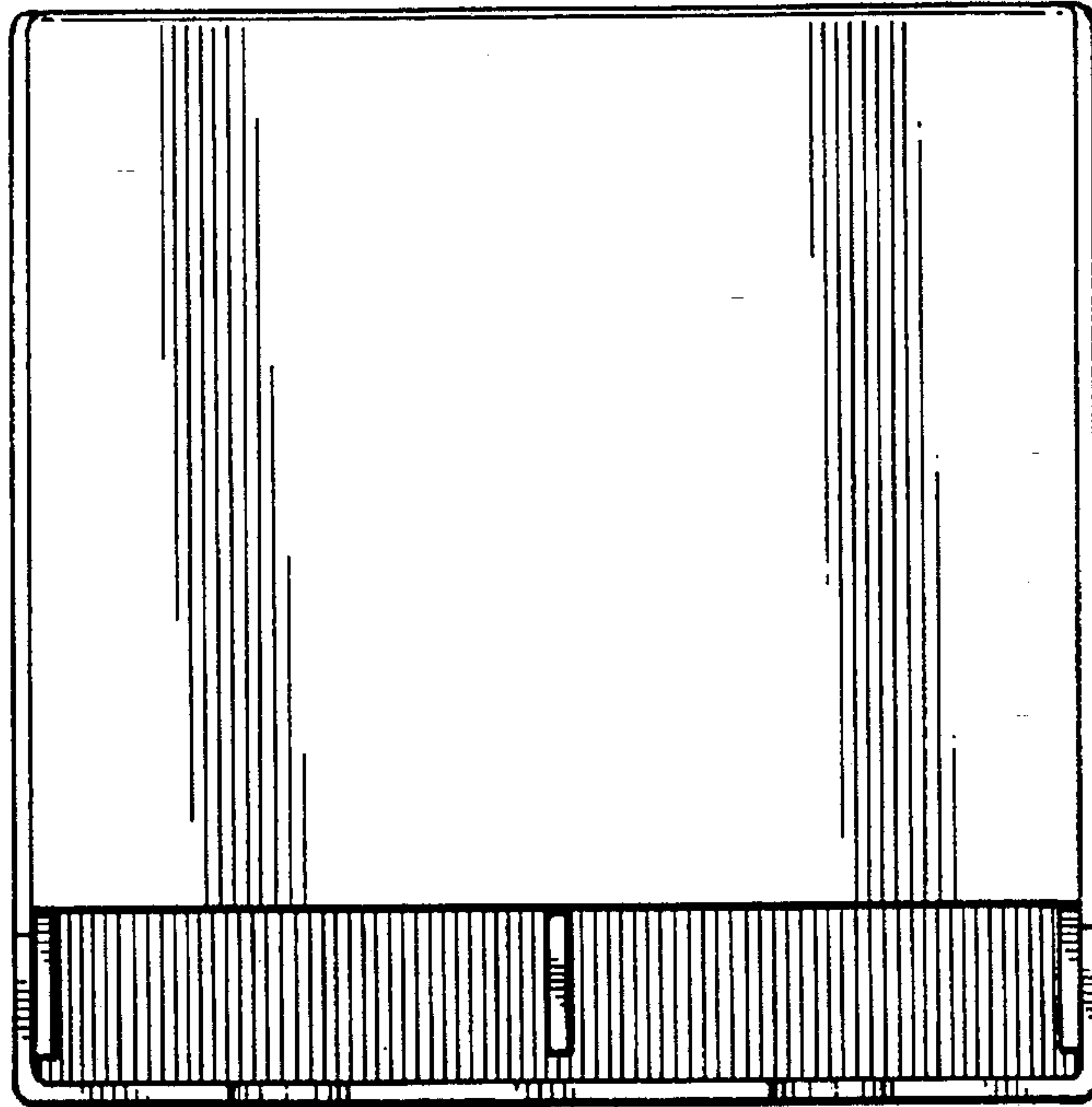


FIG. 2

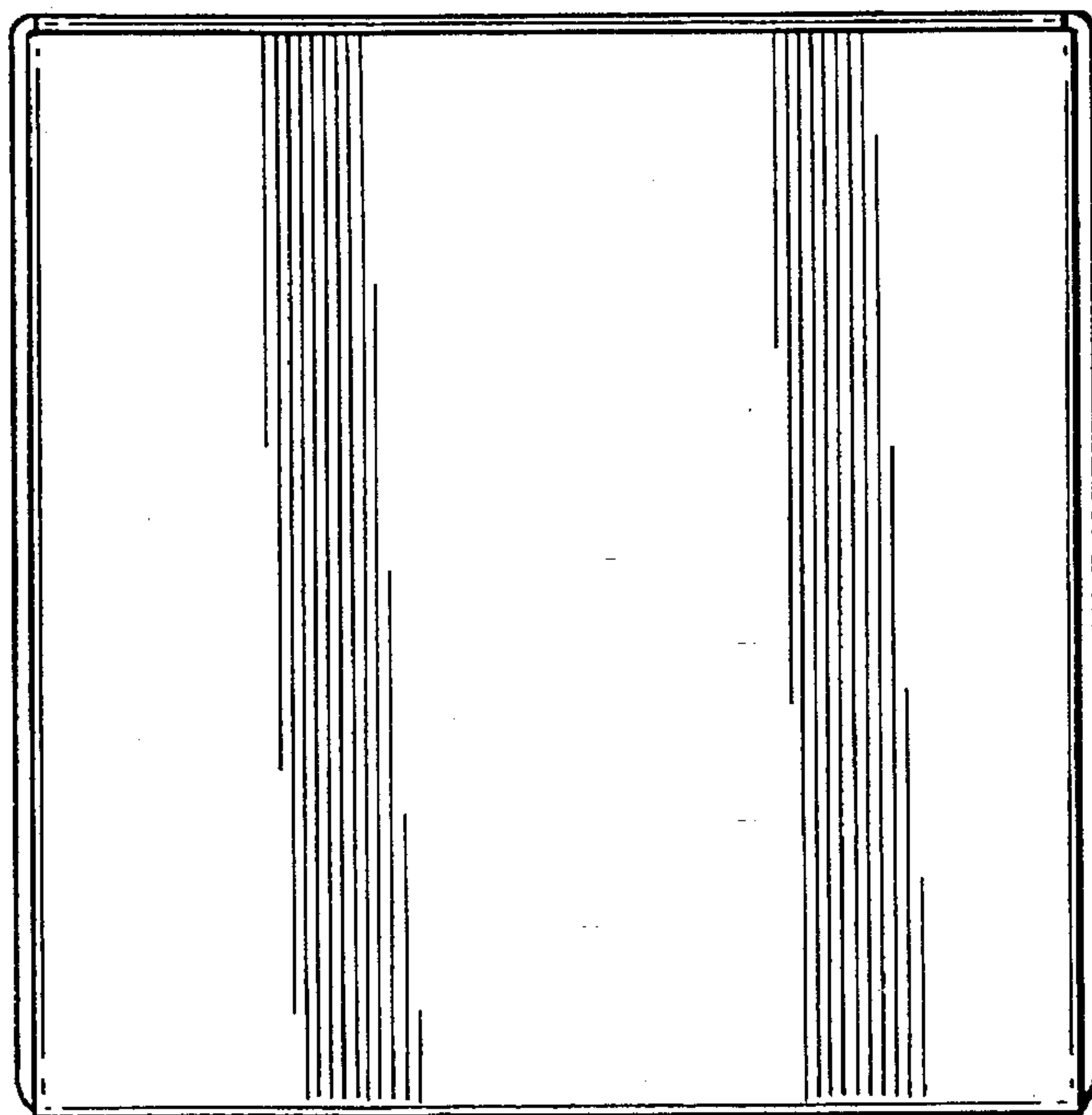


FIG. 3




FIG. 4




FIG. 5




FIG. 6



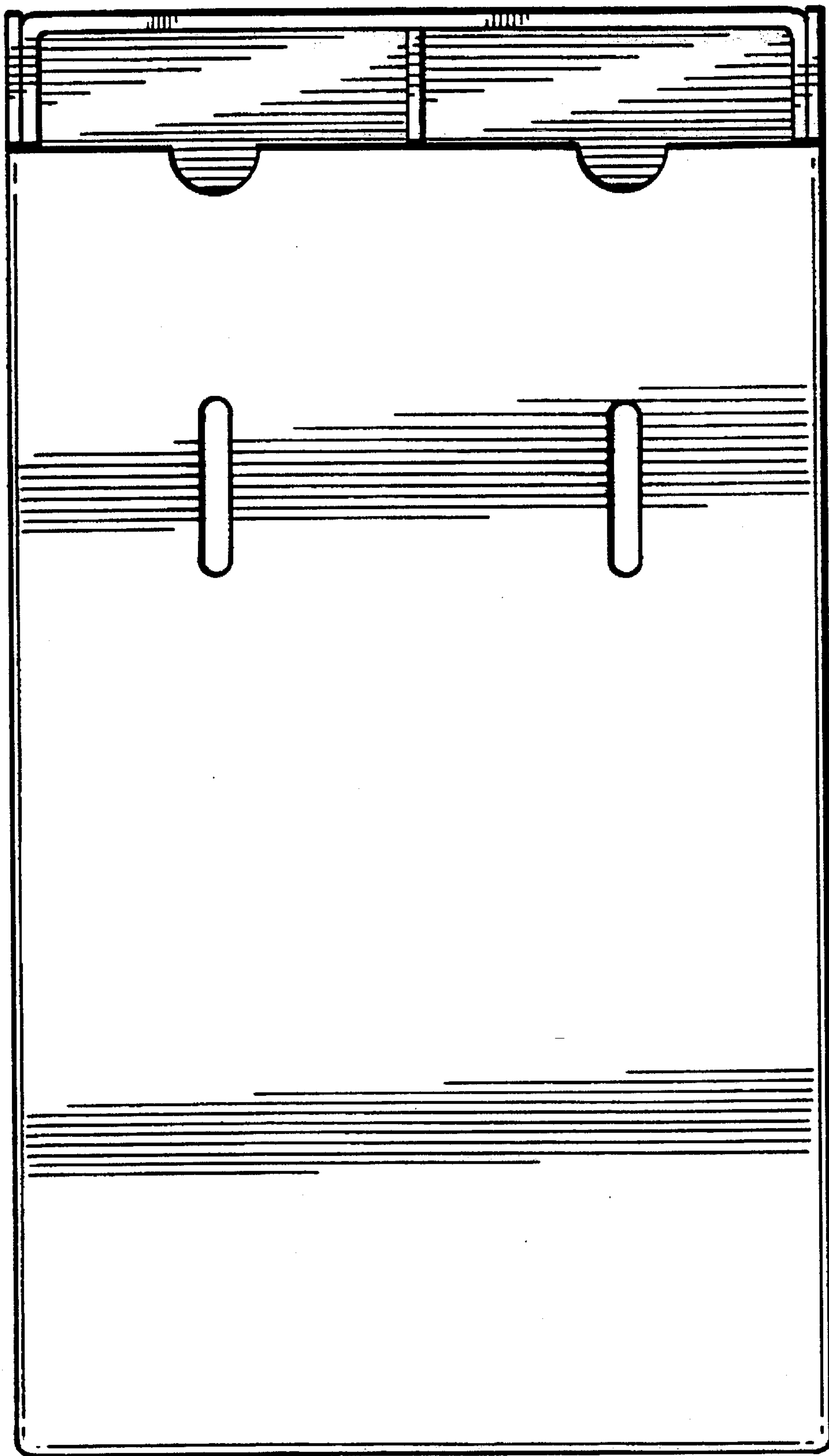


FIG. 7