



US00D375455S

United States Patent [19]

Uhl et al.

[11] Patent Number: **Des. 375,455**

[45] Date of Patent: ****Nov. 12, 1996**

[54] **COMBINED SPRAY BOTTLE AND CAP**

5,224,471 7/1993 Marelli et al. 128/200.14

[75] Inventors: **Thomas Uhl**, New Hope, Pa.; **Robert C. Maxwell**, Princeton; **Ronald S. Elowitz**, Watchung, both of N.J.

Primary Examiner—Prabhakar G. Deshmukh
Assistant Examiner—Cheri Cohen
Attorney, Agent, or Firm—Robert A. Franks; Eric S. Dicker

[73] Assignee: **Schering-Plough Healthcare Products, Inc.**, Memphis, Tenn.

[57] CLAIM

[**] Term: **14 Years**

The ornamental design for a combined spray bottle and cap, as shown and described.

[21] Appl. No.: **39,598**

DESCRIPTION

[22] Filed: **May 31, 1995**

[52] U.S. Cl. **D9/300; D9/529; D9/573; D24/115**

[58] **Field of Search** D9/300, 337, 447, D9/448, 529, 560; D24/110, 112, 115; 215/371; 128/200.25, 200.14, 200.21, 200.23; 222/420, 103, 105; 401/9, 16, 18, 26, 123, 183, 191, 195, 202-207, 262-268

FIG. 1 is a perspective view of a spray bottle showing our new design, shown without a cap;

FIG. 2 is a front elevation view thereof, the opposite side being identical;

FIG. 3 is a side elevation view thereof, the opposite side being identical;

FIG. 4 is a side elevation view shown in an alternate position;

FIG. 5 is a top plan view thereof;

FIG. 6 is a bottom plan view thereof;

FIG. 7 is a perspective view of another embodiment of a combined spray bottle and cap showing our new design; and,

FIG. 8 is a top plan view of FIG. 7.

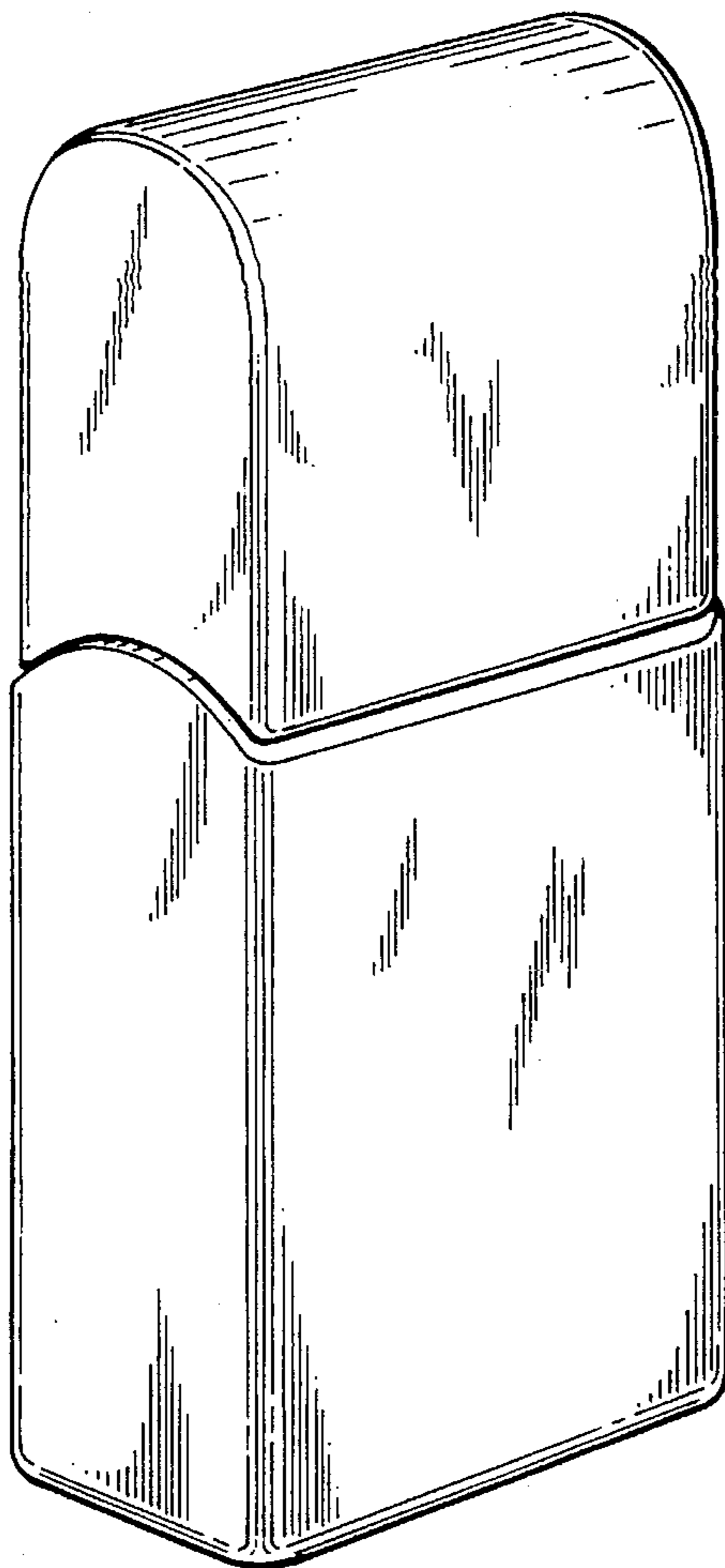
FIGS. 1-6 are shown without the cap for clarity of illustration.

[56] References Cited

U.S. PATENT DOCUMENTS

D. 261,108	10/1981	Harris	D9/572 X
D. 343,123	1/1994	De Morques	D9/529
2,564,400	8/1951	Hall	128/200.14
2,586,502	2/1952	Backus	128/200.21

1 Claim, 4 Drawing Sheets



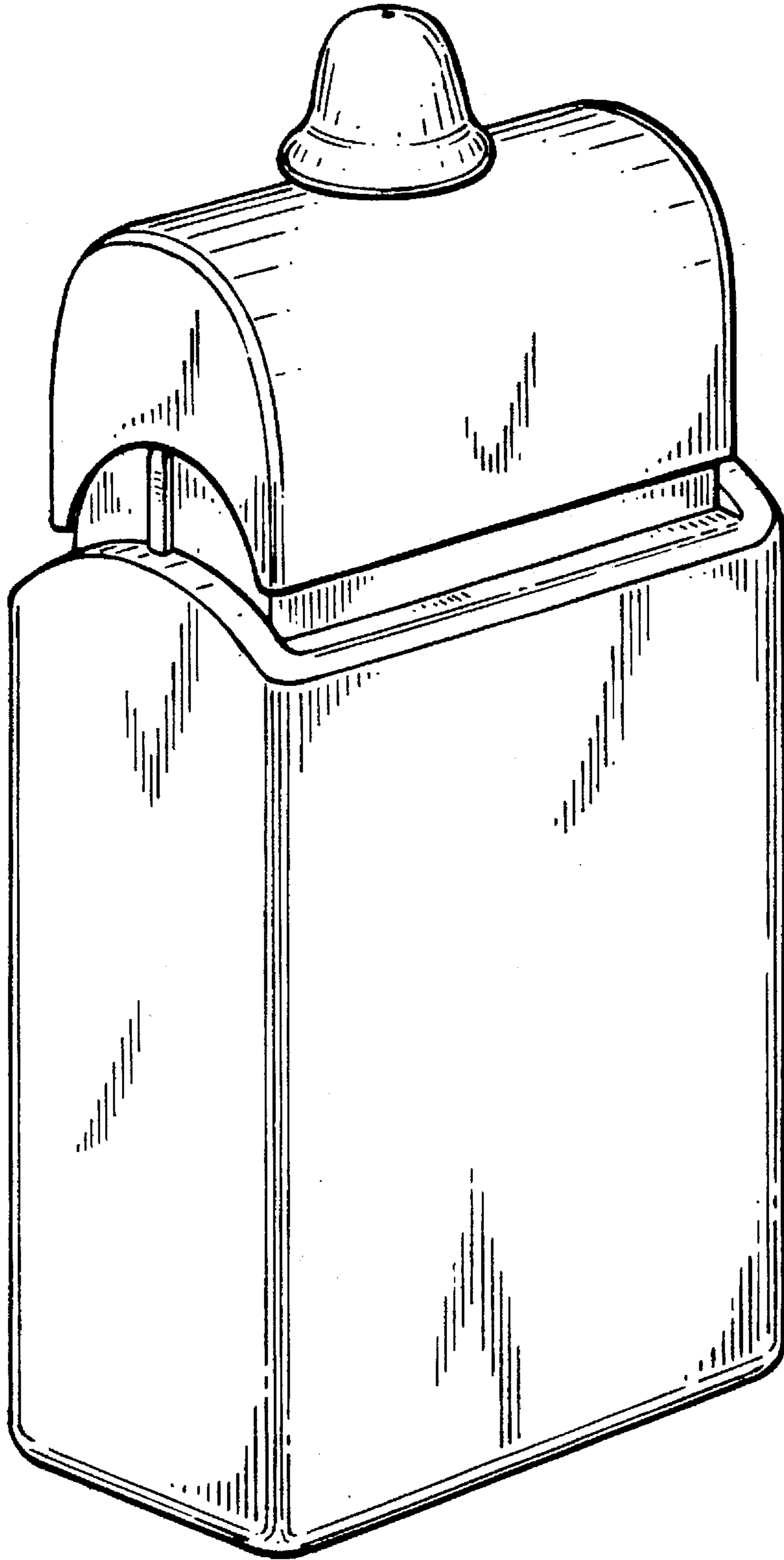


FIG. 1




FIG. 2

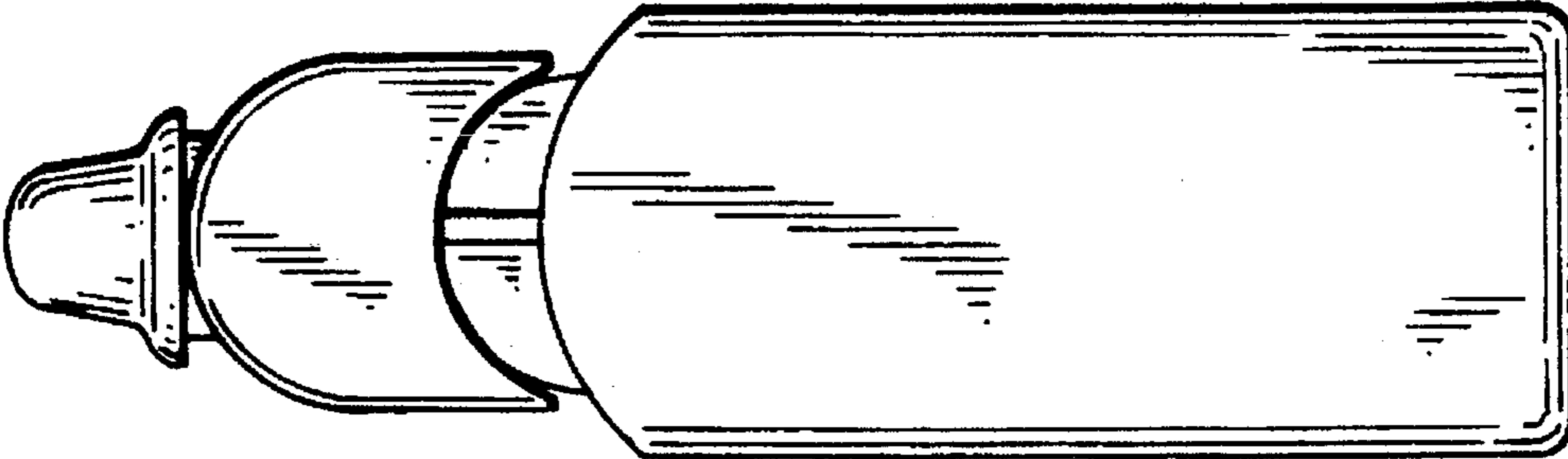


FIG. 3




FIG. 4

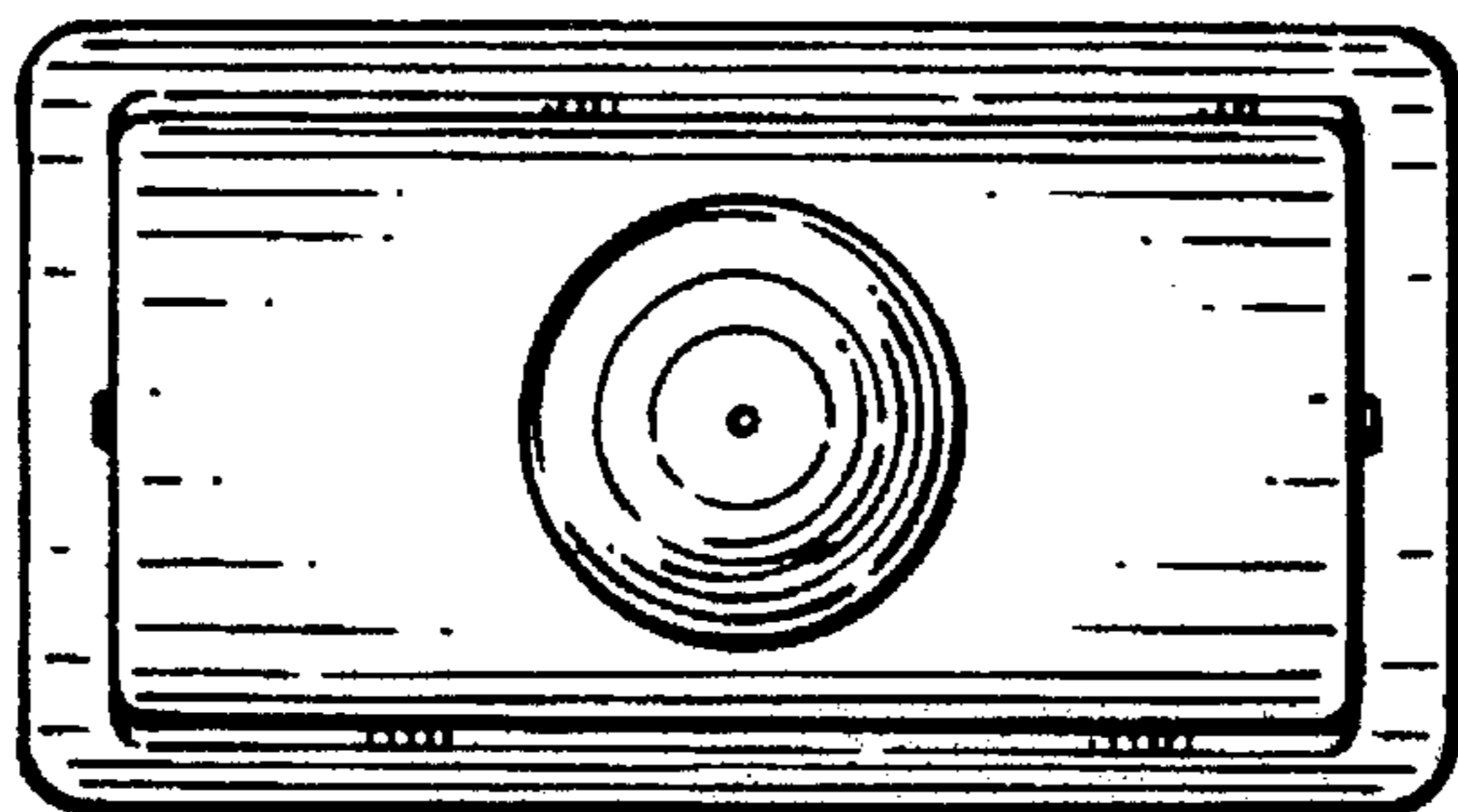


FIG. 5




FIG. 6




FIG. 8

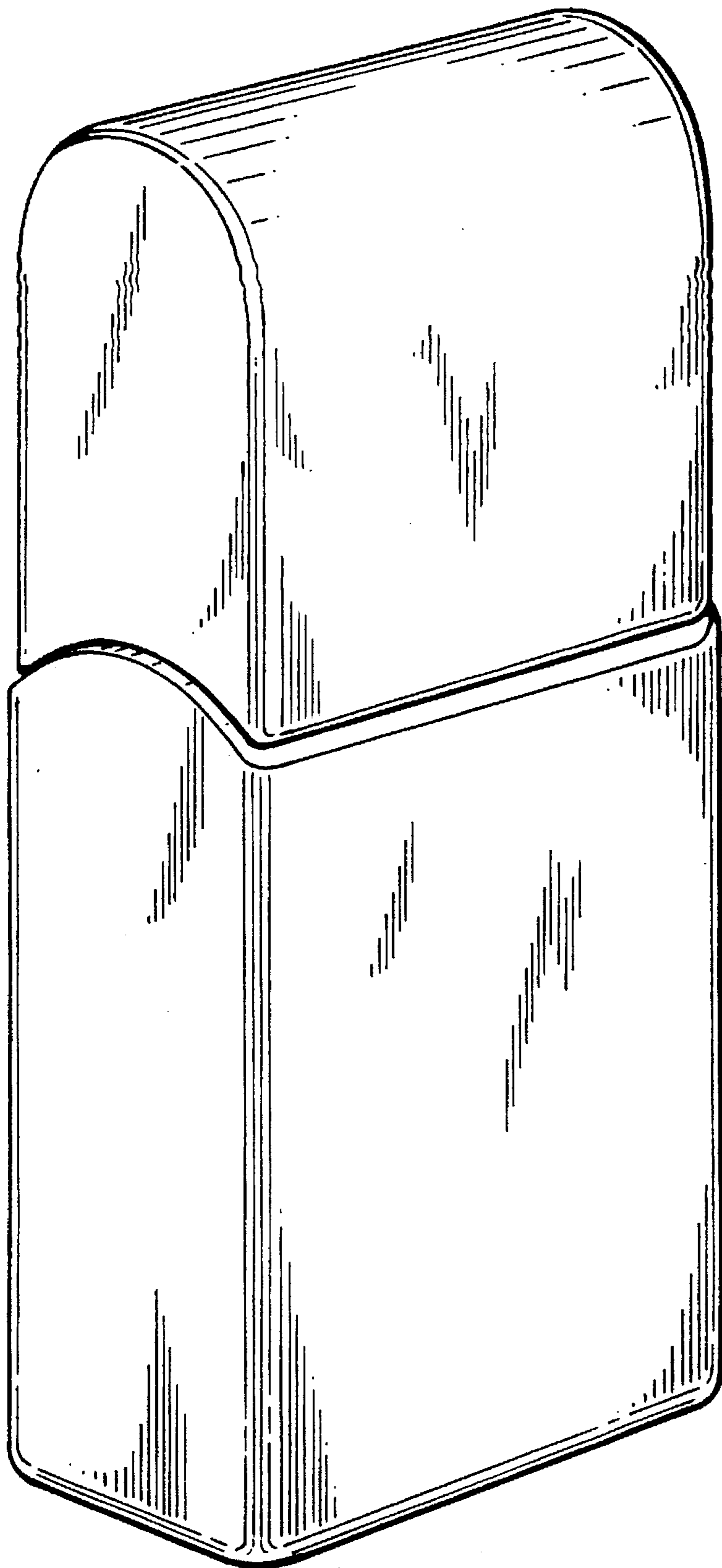


FIG. 7