



US00D375364S

United States Patent [19]
Lazari

[11] **Patent Number:** **Des. 375,364**
[45] **Date of Patent:** ****Nov. 5, 1996**

[54] **VIBRATING BODY MASSAGING DEVICE**

[76] **Inventor:** **Shemshon Lazari**, 252 Omira Dr., San Jose, Calif. 95123

[**] **Term:** **14 Years**

[21] **Appl. No.:** **45,737**

[22] **Filed:** **Oct. 27, 1995**

[52] **U.S. Cl.** **D24/215**

[58] **Field of Search** D24/215, 200;
601/46, 84, 56, 57, 61, 67, 70

[56] **References Cited**

U.S. PATENT DOCUMENTS

D. 156,301	11/1949	Werner et al. .	
D. 164,759	10/1951	Bartolucci	D24/215
D. 186,751	11/1959	Kalish	D24/215
D. 237,221	10/1975	McNair	D24/215
D. 299,169	12/1988	Hall .	
D. 306,647	3/1990	Plummer	D24/215
D. 344,344	2/1994	Nish et al.	D24/215
D. 347,210	5/1994	Sharpe .	

D. 354,357	1/1995	Dawei .	
1,697,957	1/1929	Kelly .	
2,562,769	7/1951	Busse .	
2,687,717	8/1954	Murphy	D24/215 X
2,988,084	6/1961	Douglas .	
3,996,929	12/1976	Mabuchi	D24/215 X
5,063,911	11/1991	Teranishi .	

Primary Examiner—Stella Reid
Attorney, Agent, or Firm—Anna Ganelina; Thomas A. Powers; Chandrakant C. Shroff

[57] **CLAIM**


The ornamental design for a vibrating body massaging device, as shown.

DESCRIPTION

FIG. 1 is a top, front and side perspective view of a vibrating body massaging device showing my new design; FIG. 2 is a top plan view thereof; and, FIG. 3 is a side view thereof, the opposite side view being identical thereto.

The bottom of the article is plain and unornamented.

1 Claim, 1 Drawing Sheet






FIG. 1

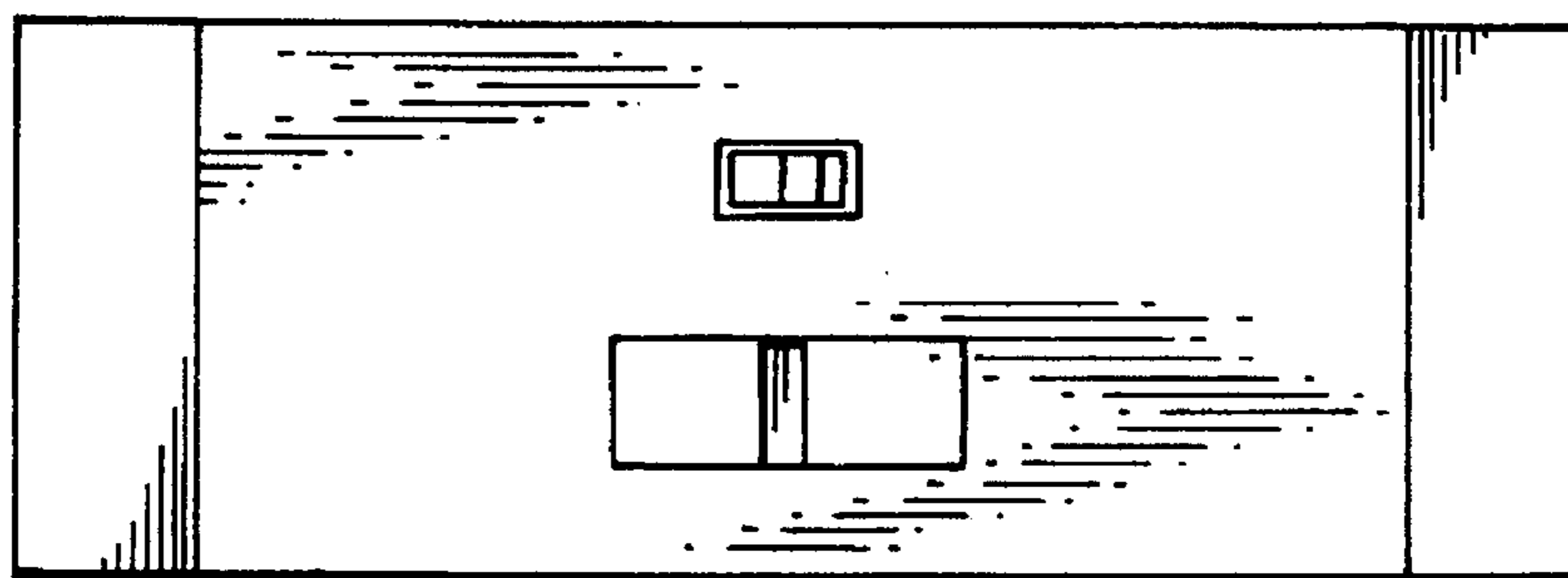


FIG. 2




FIG. 3