



US00D375355S

United States Patent [19]

Bierman

[11] **Patent Number: Des. 375,355**

[45] **Date of Patent: **Nov. 5, 1996**

[54] **ANCHOR PAD WITH RELEASE LAYER**

[75] Inventor: **Steven F. Bierman**, Del Mar, Calif.

[73] Assignee: **Venetec International, Inc.**, Mission Viejo, Calif.

[**] Term: **14 Years**

[21] Appl. No.: **36,141**

[22] Filed: **Mar. 14, 1995**

[52] U.S. Cl. **D24/128; 604/180**

[58] Field of Search **D24/189, 127, D24/128, 169; 604/80, 177, 179, 180, 261, 282; 128/DIG. 26; 606/151, 157; 602/6, 46, 58, 59**

4,633,863	1/1987	Filips et al. .	
4,660,555	4/1987	Payton	128/DIG. 26 X
4,711,636	12/1987	Bierman .	
4,742,824	5/1988	Payton et al. .	
4,852,844	8/1989	Villaveces .	
4,857,058	8/1989	Payton .	
4,863,432	9/1989	Kvalo .	
4,880,412	11/1989	Weiss .	
4,897,082	1/1990	Erskine .	
4,898,587	2/1990	Mera .	
4,919,654	4/1990	Kalt .	
4,955,864	9/1990	Hajduch .	
4,976,700	12/1990	Tollini .	
5,037,397	8/1991	Kalt et al. .	
5,135,506	8/1992	Gentelia et al.	604/180
5,192,273	3/1993	Bierman et al. .	
5,192,274	3/1993	Bierman .	
5,314,411	5/1994	Bierman et al. .	
5,456,671	11/1995	Bierman	128/DIG. 26 X

[56] **References Cited**

U.S. PATENT DOCUMENTS

D. 310,414	9/1990	Briggs, III	D24/128
2,525,398	10/1950	Collins .	
2,533,961	12/1950	Rousseau et al. .	
3,064,648	11/1962	Bujan .	
3,167,072	1/1965	Stone et al. .	
3,856,020	12/1974	Kovac .	
3,900,026	8/1975	Wagner .	
3,973,565	1/1976	Steer .	
4,059,105	11/1977	Cutrozzula et al.	604/180
4,129,128	12/1978	McFarlane .	
4,161,177	7/1979	Fuchs .	
4,224,937	9/1980	Gordon .	
4,250,880	2/1981	Gordon .	
4,316,461	2/1982	Marais et al. .	
4,324,236	4/1982	Gordon et al.	604/180
4,326,519	4/1982	D'Alo et al. .	
4,362,156	12/1982	Feller, Jr. et al. .	
4,449,975	5/1984	Perry .	
4,453,933	6/1984	Speaker .	
4,474,559	10/1984	Steiger .	
4,480,639	11/1984	Peterson et al. .	

FOREIGN PATENT DOCUMENTS

1184139	7/1959	France	128/DIG. 26
0580420	8/1958	Italy	602/58
2063679	11/1980	United Kingdom .	

Primary Examiner—Louis S. Zarfaz
Assistant Examiner—Frank Martinez
Attorney, Agent, or Firm—Knobbe, Martens, Olson & Bear

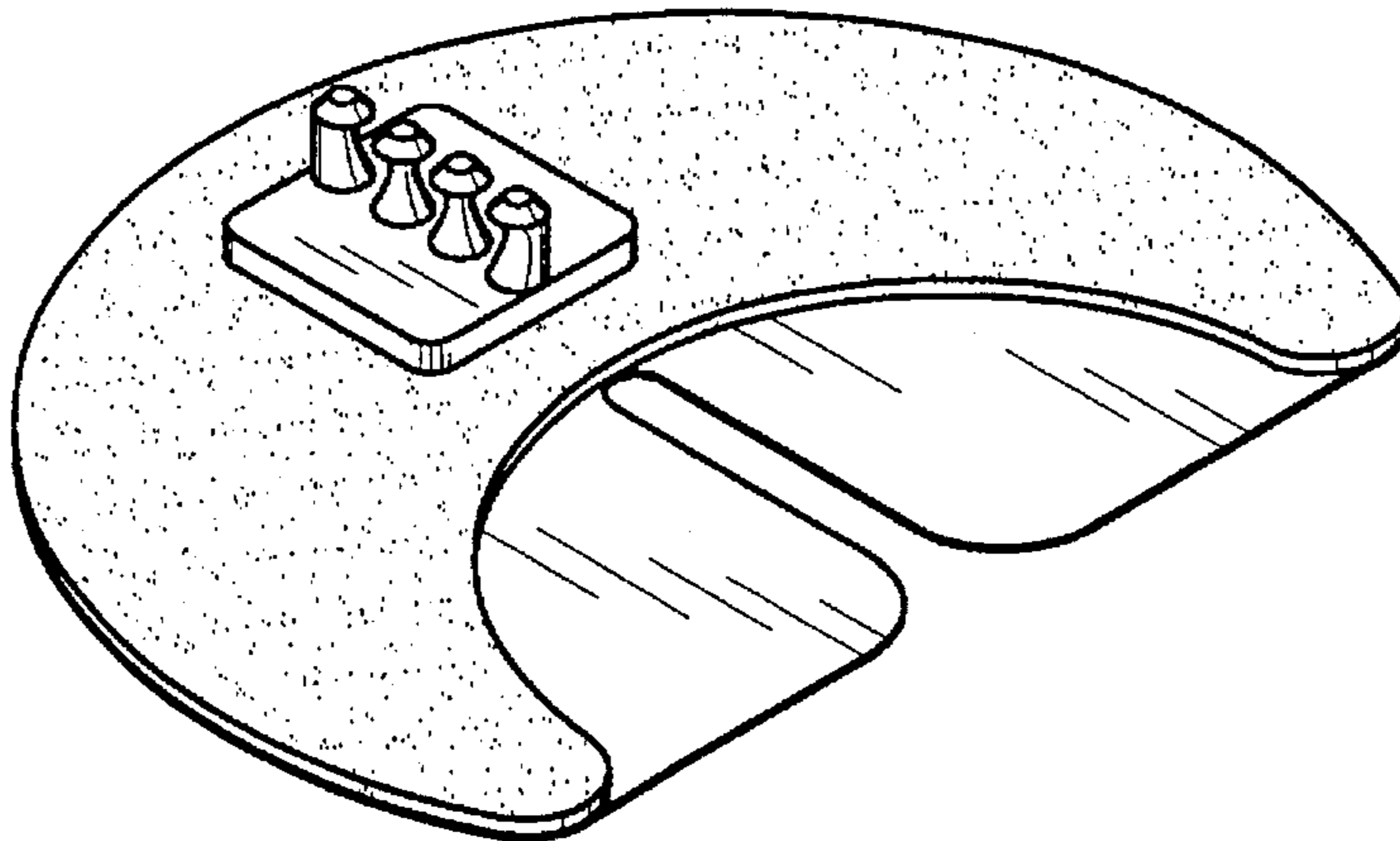
[57] **CLAIM**

The ornamental design for an anchor pad with release layer, as shown and described.

DESCRIPTION

FIG. 1 is a bottom perspective view of an anchor pad, with a release layer;
FIG. 2 is a top plan view of the anchor pad of FIG. 1; and,
FIG. 3 is a top perspective view of the anchor pad of FIG. 1.

1 Claim, 1 Drawing Sheet



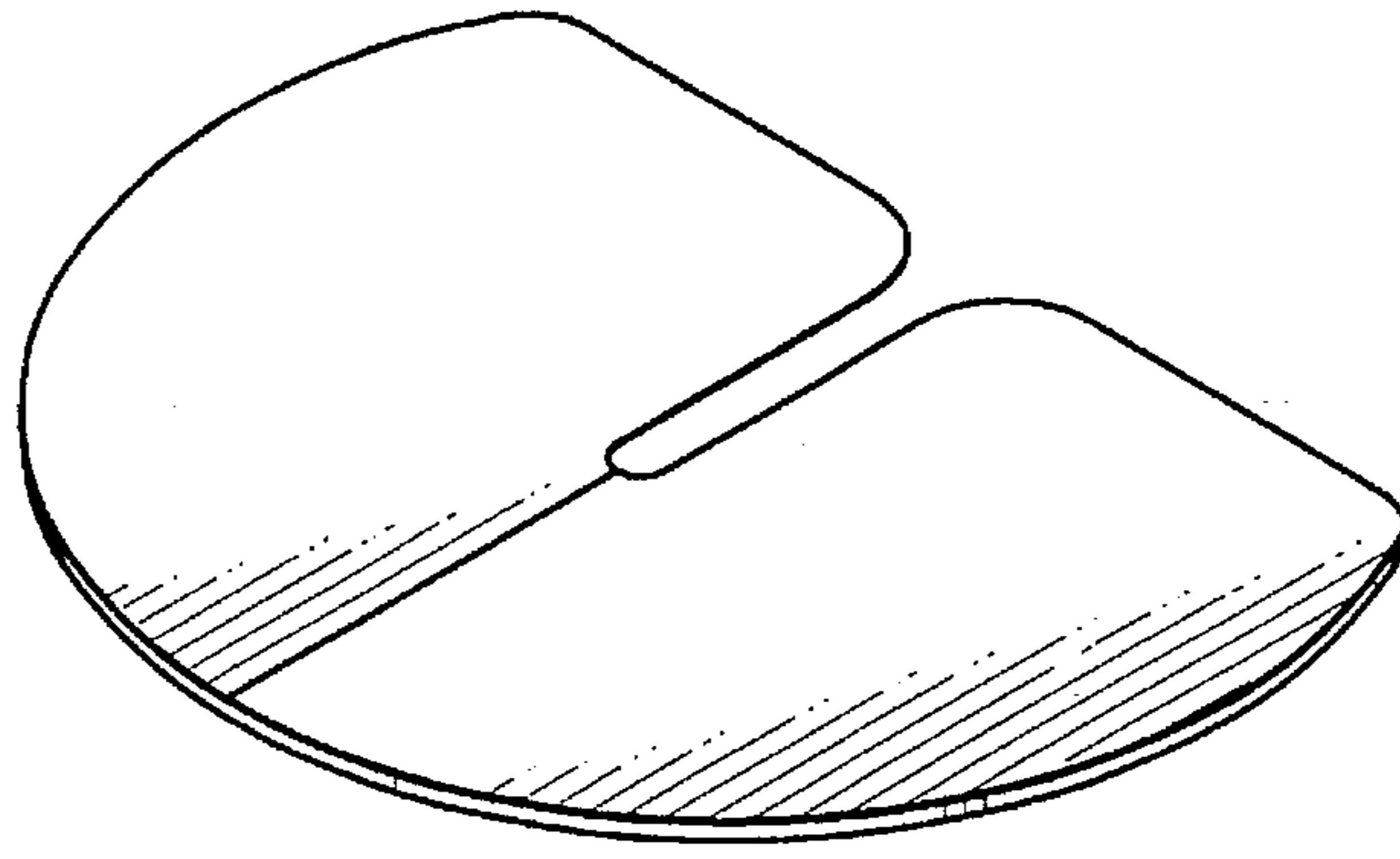


FIG. 1

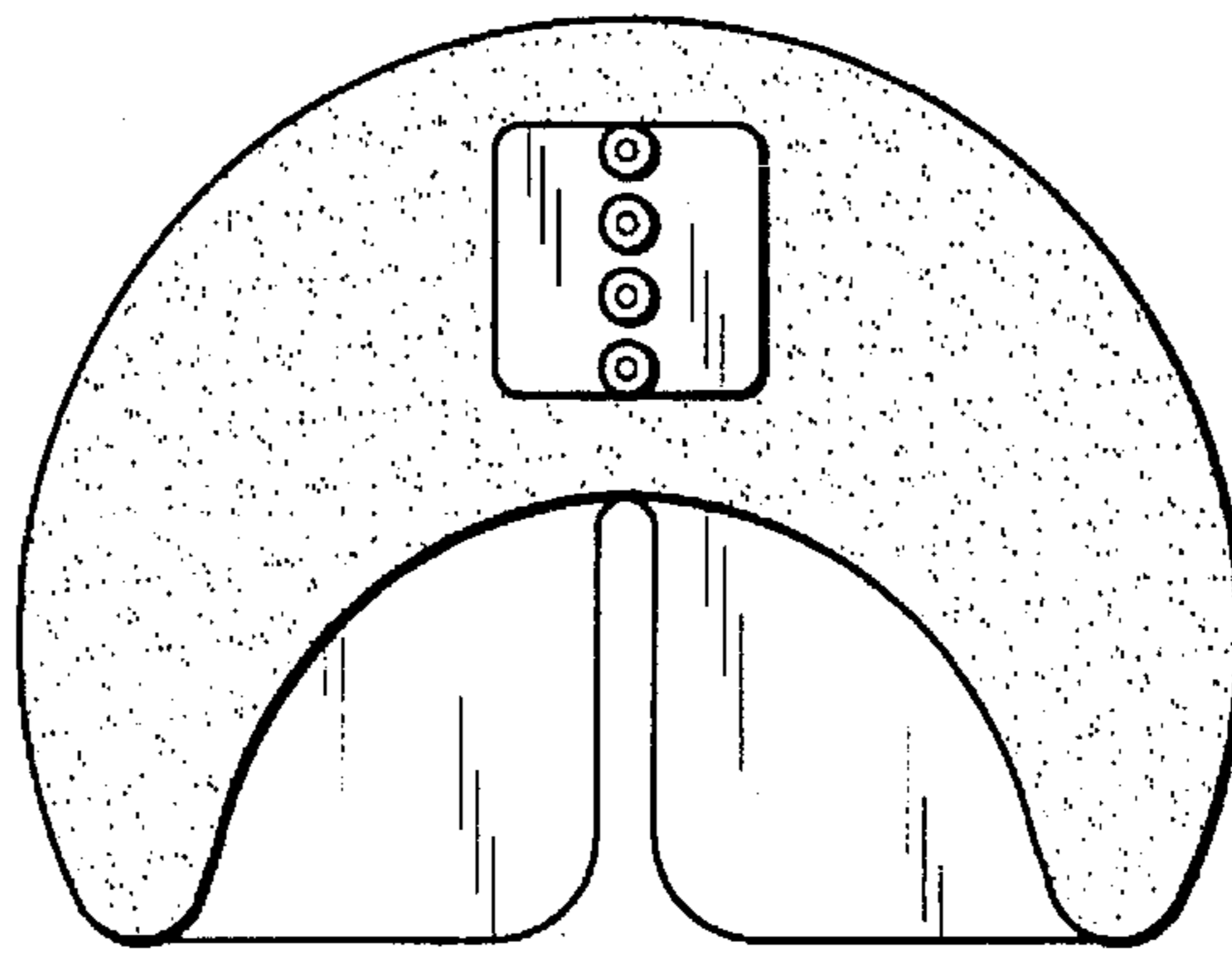


FIG. 2

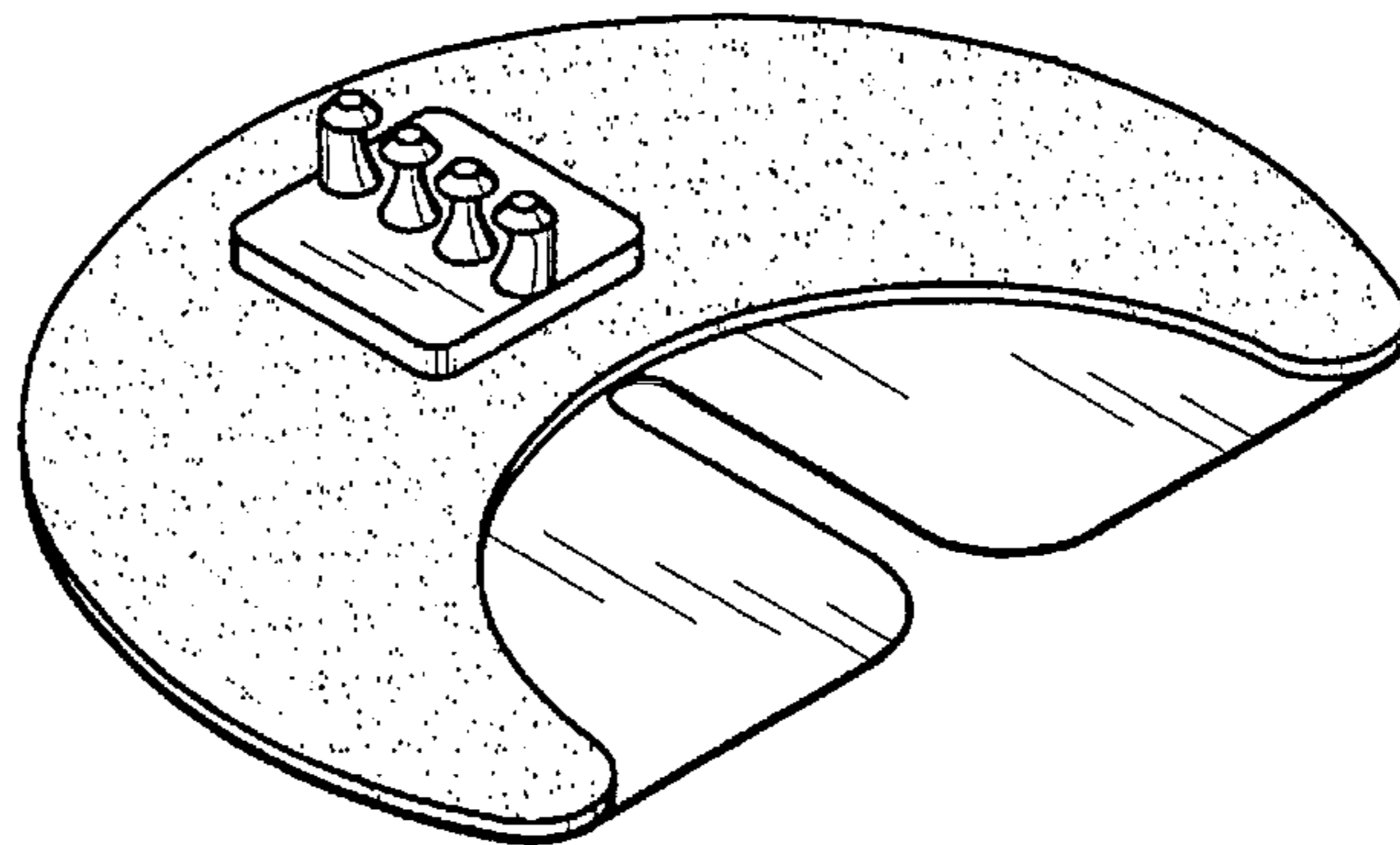


FIG. 3