



US00D375352S

# United States Patent [19]

[11] Patent Number: **Des. 375,352**

Bologna

[45] Date of Patent: **\*\*Nov. 5, 1996**

[54] **DISPENSING VIAL FOR FEMININE HYGIENE PRODUCTS**

[75] Inventor: **William J. Bologna**, New York, N.Y.

[73] Assignee: **Columbia Laboratories, Inc.**, Coconut Grove, Fla.

[\*\*] Term: **14 Years**

D. 312,209	11/1990	Morrow et al.	.....	D24/117
D. 327,008	6/1992	Friedman	.....	D9/302
D. 327,216	6/1992	Connell	.....	D9/302
D. 330,160	10/1992	Umehawa	.....	D24/115 X
4,248,227	2/1981	Thomas	.....	215/32
4,502,616	3/1985	Meierhoefer	.....	222/215
5,046,627	9/1991	Hansen	.....	D24/115 X
5,121,856	6/1992	Weiler et al.	.....	222/209
5,238,157	8/1993	Gentile	.....	222/541

[21] Appl. No.: **19,916**

[22] Filed: **Mar. 14, 1994**

### FOREIGN PATENT DOCUMENTS

2016550 2/1299 United Kingdom .

### Related U.S. Application Data

[63] Continuation-in-part of Ser. No. 863,879, Apr. 6, 1992, Pat. No. Des. 345,211.

[52] **U.S. Cl.** ..... **D24/115; D9/302**

[58] **Field of Search** ..... **D24/115; D7/521, D7/320, 416; 215/32; 206/38; 222/631, 633, 498, 519, 520, 206, 207, 209, 215, 541; 604/200, 192, 212, 263, 217**

*Primary Examiner*—Louis S. Zarfes

*Assistant Examiner*—I. Simmons

*Attorney, Agent, or Firm*—Scott H. Blackman; Weil, Gotshal & Manges

[56] **References Cited**

### U.S. PATENT DOCUMENTS

D. 237,942	12/1975	Walker, III et al.	.....	D24/117
D. 258,534	3/1981	Nagel	.....	D24/224
D. 259,213	5/1981	Pagels	.....	D24/117
D. 262,942	2/1982	Dipisa, Sr.	.....	D24/115
D. 289,200	4/1987	Newell	.....	D24/117
D. 296,869	7/1988	Bauwens	.....	D9/302
D. 309,097	7/1990	Price	.....	D24/115 X

[57] **CLAIM**

The ornamental design for a dispensing vial for feminine hygiene products, as shown and described.

### DESCRIPTION

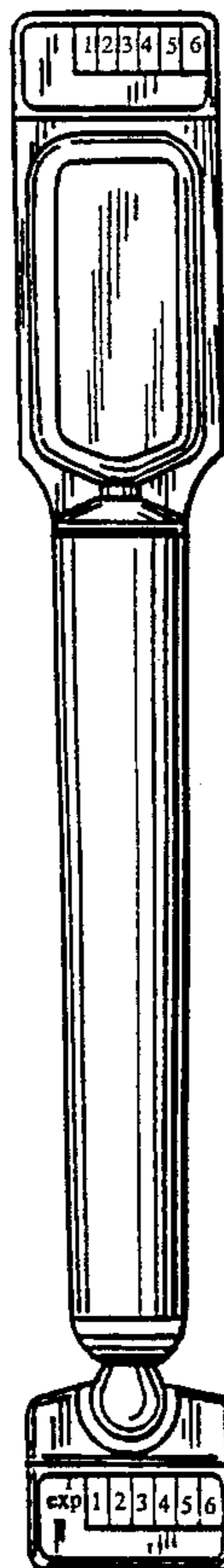
FIG. 1 is a front elevational view of a dispensing vial for feminine hygiene products showing my new design, the rear elevational view being a mirror image thereto;

FIG. 2 is a left side elevational view, the right side being a mirror image thereof;

FIG. 3 is a bottom plan view thereof; and,

FIG. 4 is a top plan view thereof.

**1 Claim, 1 Drawing Sheet**



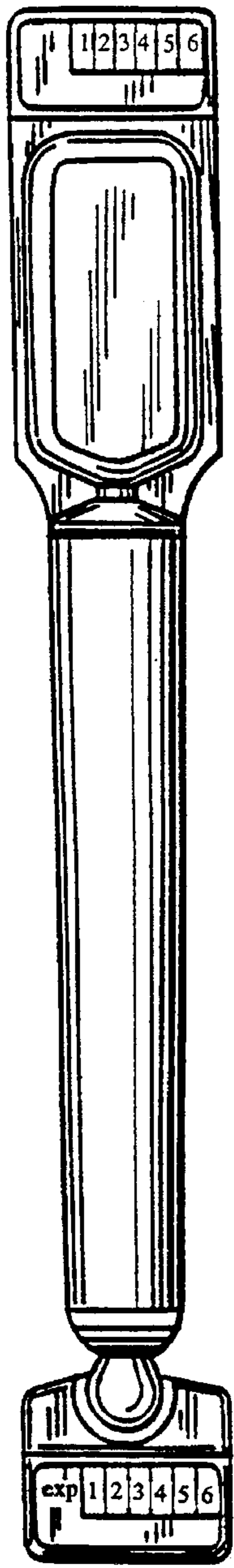


FIG. 1




FIG. 2




FIG. 4

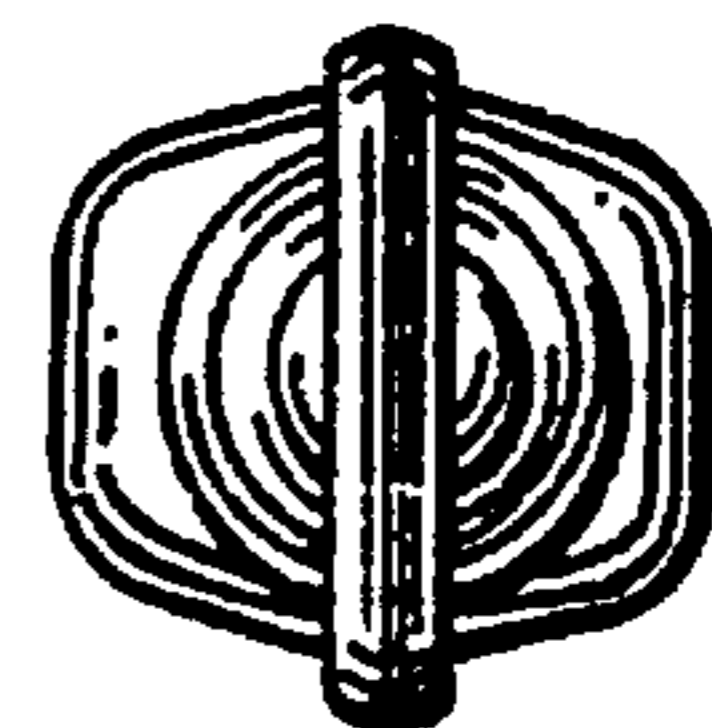


FIG. 3