



US00D375345S

# United States Patent [19]

Warshawsky

[11] Patent Number: **Des. 375,345**

[45] Date of Patent: **\*\*Nov. 5, 1996**

[54] **FIXED SPOUT FAUCET**

[75] Inventor: **Jerome Warshawsky**, Hewlett Harbor, N.Y.

[73] Assignee: **I.W. Industries, Inc.**, Melville, N.Y.

[\*\*] Term: **14 Years**

[21] Appl. No.: **27,870**

[22] Filed: **Aug. 31, 1994**

[52] U.S. Cl. .... **D23/241**

[58] Field of Search ..... D23/238-243;  
4/675-678; 137/801

[56] **References Cited**

**U.S. PATENT DOCUMENTS**

D. 176,447	12/1955	Cohen	.....	D23/243
D. 281,097	10/1985	Arnold et al.	.....	D23/243
D. 314,812	2/1991	Jans	.....	D23/241
D. 318,099	7/1991	Reid et al.	.....	D23/255

D. 318,901	8/1991	Rodstein	.....	D23/252 X
D. 351,218	10/1994	Sieger	.....	D23/241

*Primary Examiner*—Louis S. Zarfaz  
*Assistant Examiner*—Eric Watterson  
*Attorney, Agent, or Firm*—Alfred M. Walker

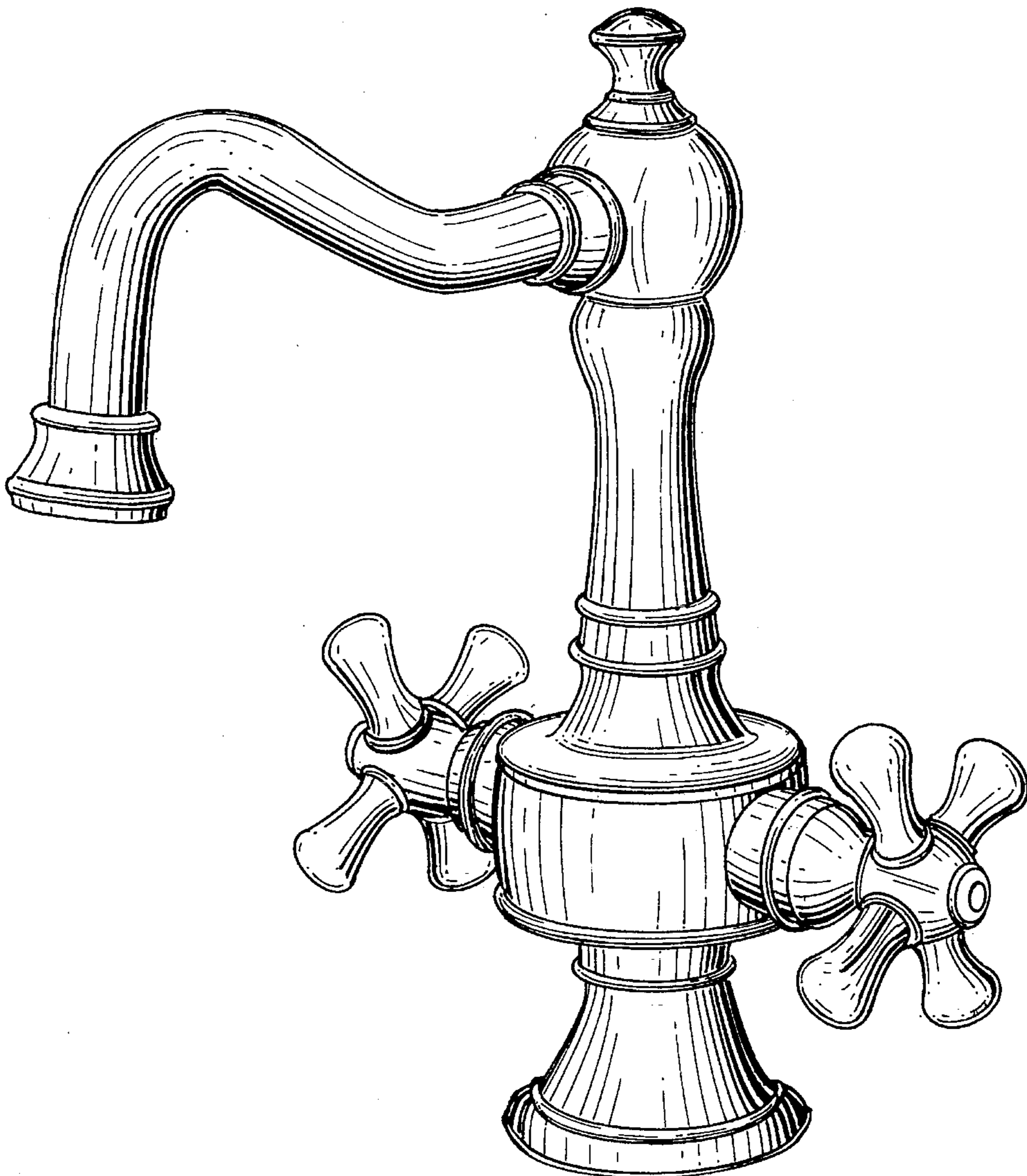
[57] **CLAIM**


The ornamental design for a fixed spout faucet, as shown and described.

**DESCRIPTION**

FIG. 1 is a perspective view of a fixed spout faucet, showing my new design;  
FIG. 2 is a rear elevation view thereof, all sides being identical thereto;  
FIG. 3 is a front elevational view thereof;  
FIG. 4 is a right side elevational view thereof; and,  
FIG. 5 is a bottom view thereof.

**1 Claim, 5 Drawing Sheets**





**Fig. 1**




Fig. 2

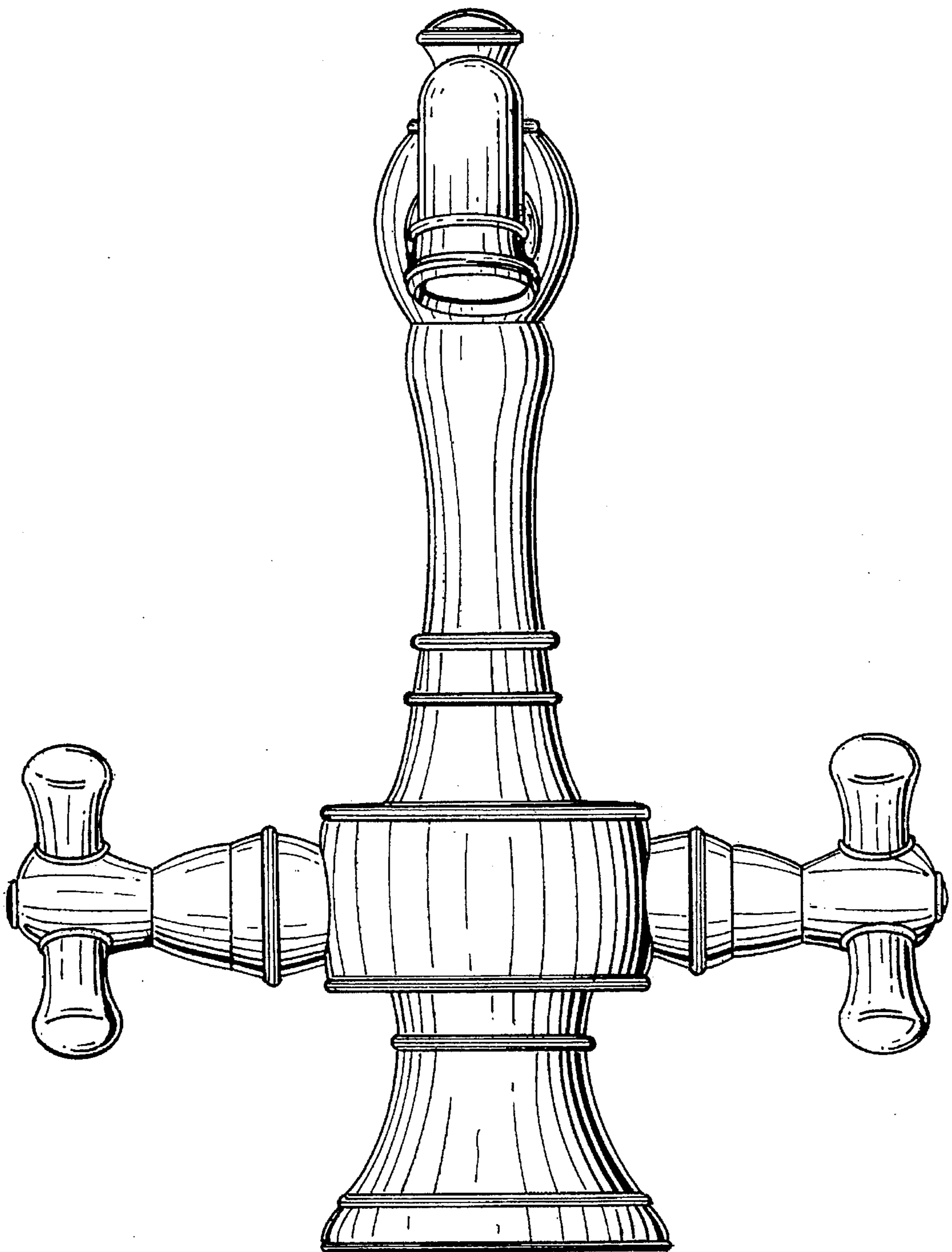
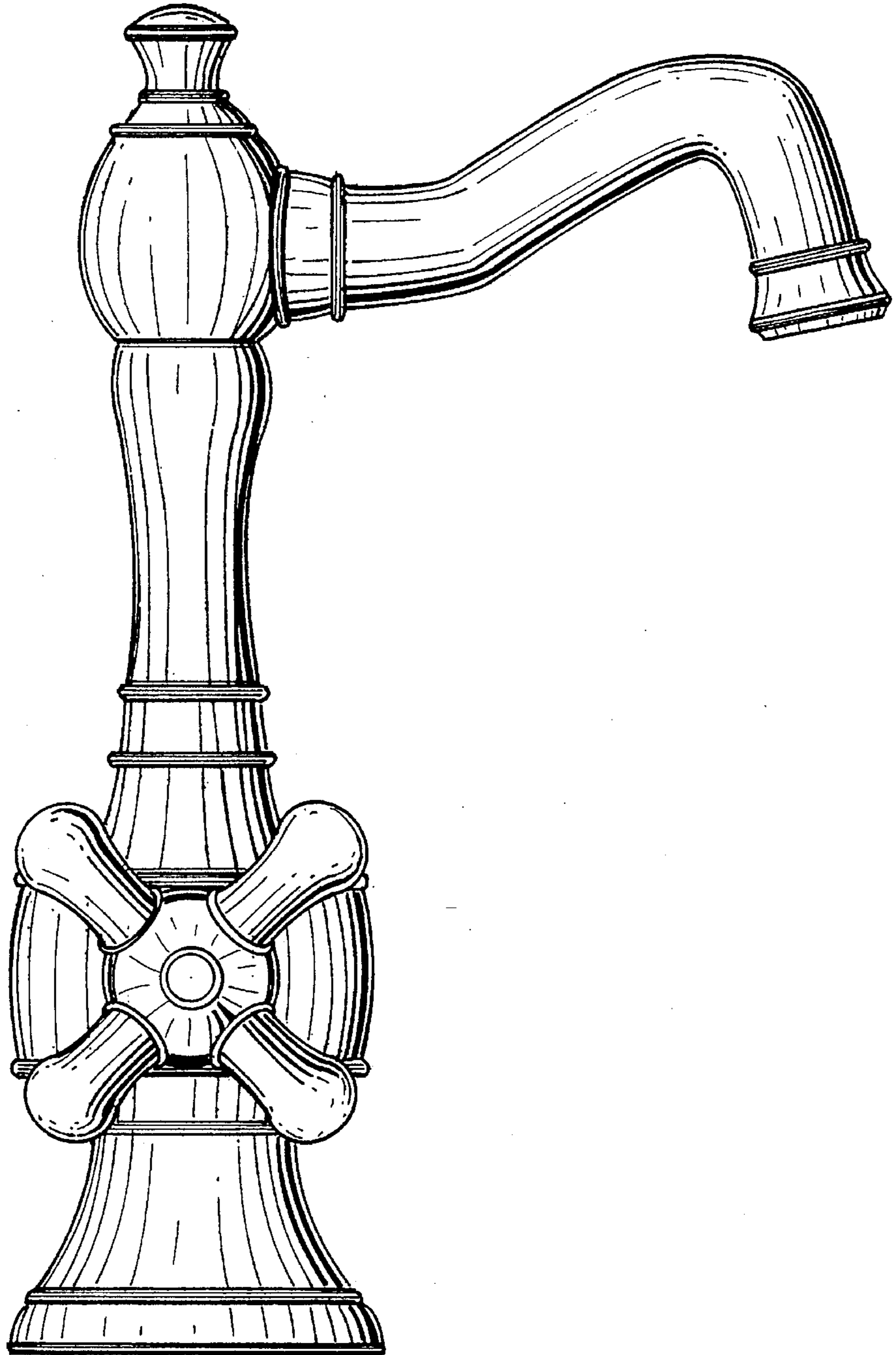


Fig. 3



**Fig. 4**

**Fig. 5**

