



US00D375341S

**United States Patent** [19]  
**Andrevon et al.**

[11] **Patent Number:** **Des. 375,341**  
[45] **Date of Patent:** **\*\*Nov. 5, 1996**

[54] **SKI**  
[75] **Inventors:** **Hervé Andrevon**, Doussard; **Thomas Saillet**, Annecy, both of France  
[73] **Assignee:** **Salomon S.A.**, Metz-Tessy, France  
[\*\*] **Term:** **14 Years**  
[21] **Appl. No.:** **26,741**  
[22] **Filed:** **Aug. 4, 1994**  
[52] **U.S. Cl.** ..... **D21/229**  
[58] **Field of Search** ..... D21/228, 229;  
280/602, 607, 609, 610

[56] **References Cited**  
**U.S. PATENT DOCUMENTS**  
2,071,220 2/1937 Schniebs ..... 280/608  
5,280,943 1/1994 Commier et al. .... 280/609  
5,303,949 4/1994 Harper et al. .... 280/608  
5,335,931 8/1994 Lacroix et al. .... 280/602  
**FOREIGN PATENT DOCUMENTS**  
62677 7/1940 Norway ..... 280/610

*Primary Examiner*—Kay H. Chin  
*Attorney, Agent, or Firm*—Greenblum & Bernstein, P.L.C.

[57] **CLAIM**  
The ornamental design for a ski, as shown and described.  
**DESCRIPTION**

FIG. 1 is a bottom plan view of a ski, showing our new design;  
FIG. 2 is a right side elevation view thereof;  
FIG. 3 is a top plan view thereof;  
FIG. 4 is a left side elevation view thereof;  
FIG. 5 is a rear elevation view thereof;  
FIG. 6 is a front elevation view thereof;  
FIG. 7 is a cross-sectional view taken at line VII—VII of FIG. 3;  
FIG. 8 is a cross-sectional view taken at line VIII—VIII of FIG. 3;  
FIG. 9 is a cross-sectional view taken at line IX—IX of FIG. 3;  
FIG. 10 is a cross-sectional view taken at line X—X of FIG. 3;  
FIG. 11 is a cross-sectional view taken at line XI—XI of FIG. 3;  
FIG. 12 is a cross-sectional view taken at line XII—XII of FIG. 3;  
FIG. 13 is a cross-sectional view taken at line XIII—XIII of FIG. 3; and,  
FIG. 14 is a perspective view of our new design.

**1 Claim, 3 Drawing Sheets**

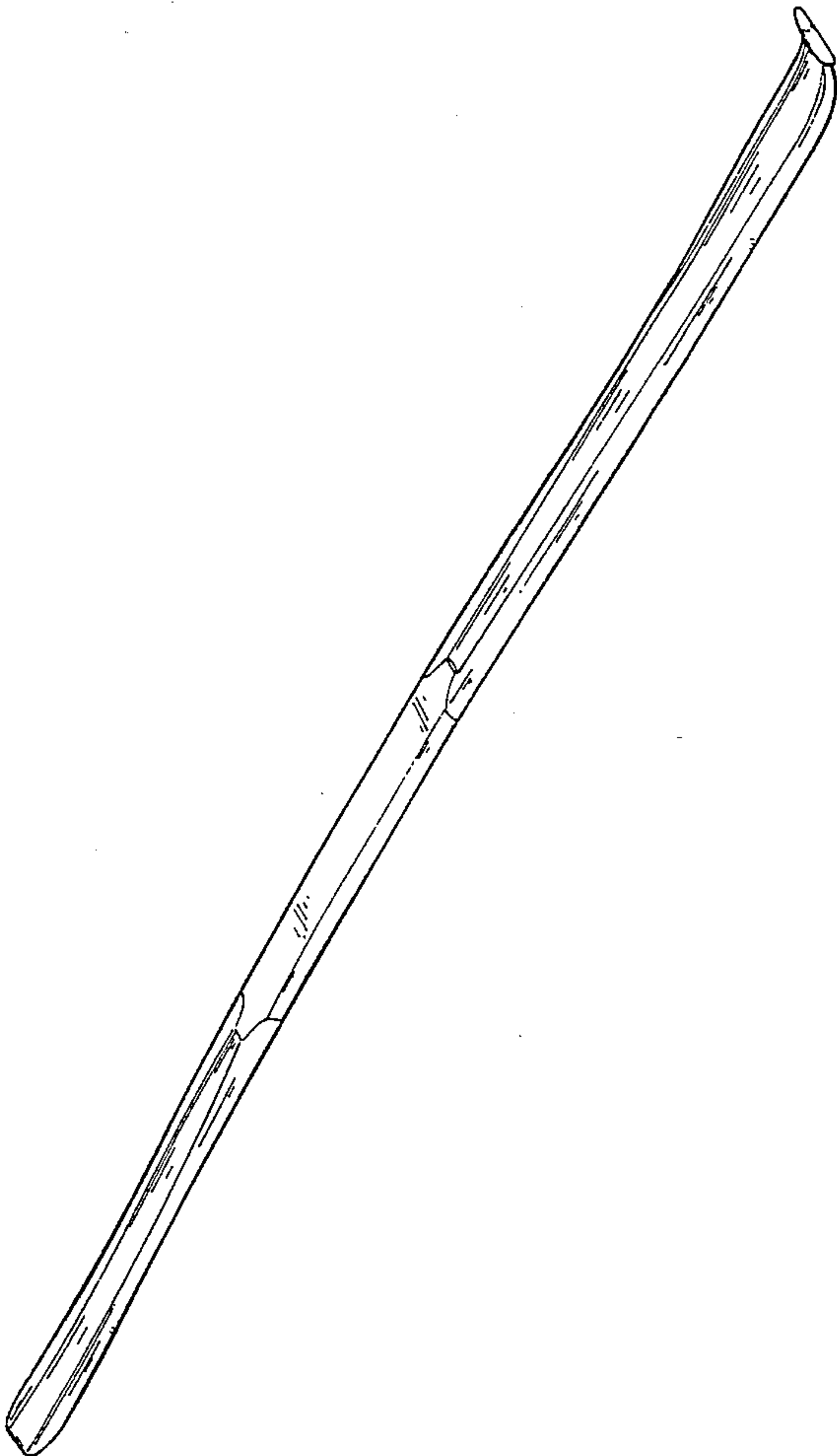


Fig. 5



Fig. 6



Fig. 1




Fig. 2

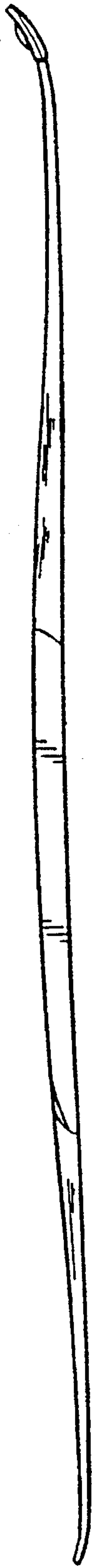
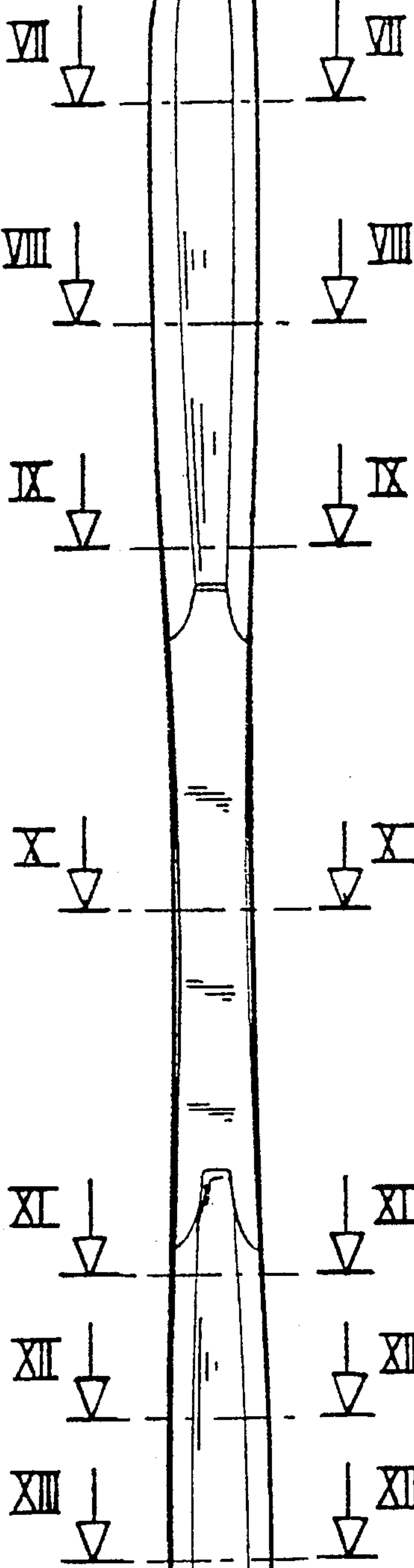
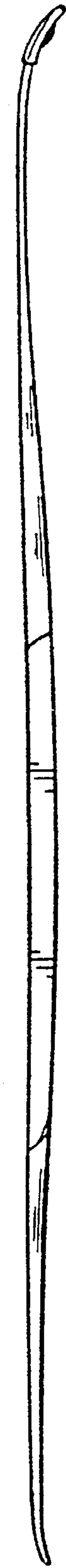


Fig. 3



Fig. 4

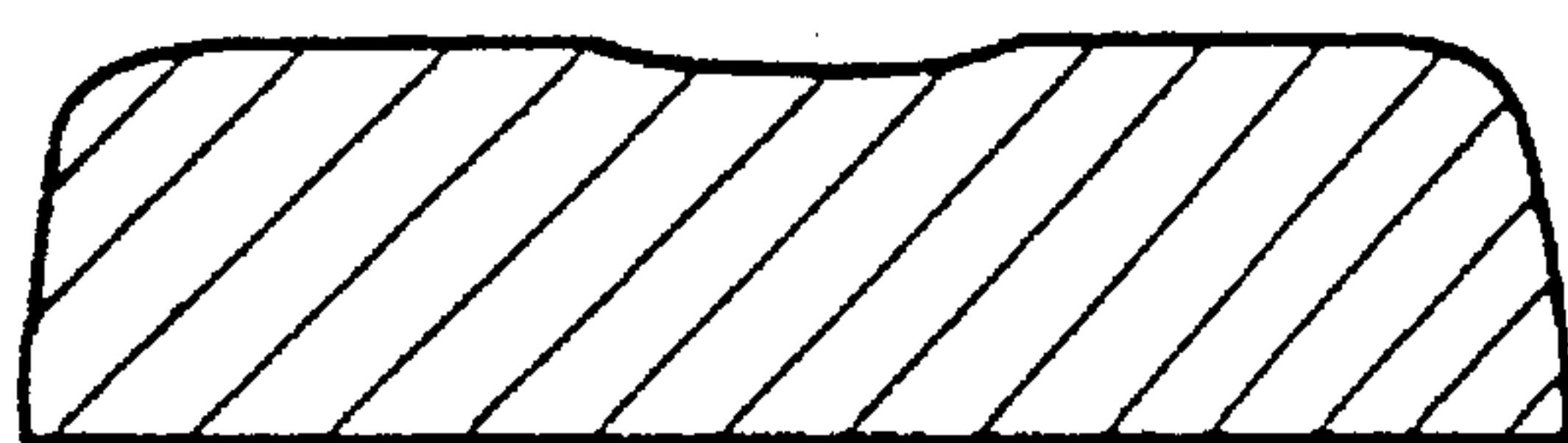




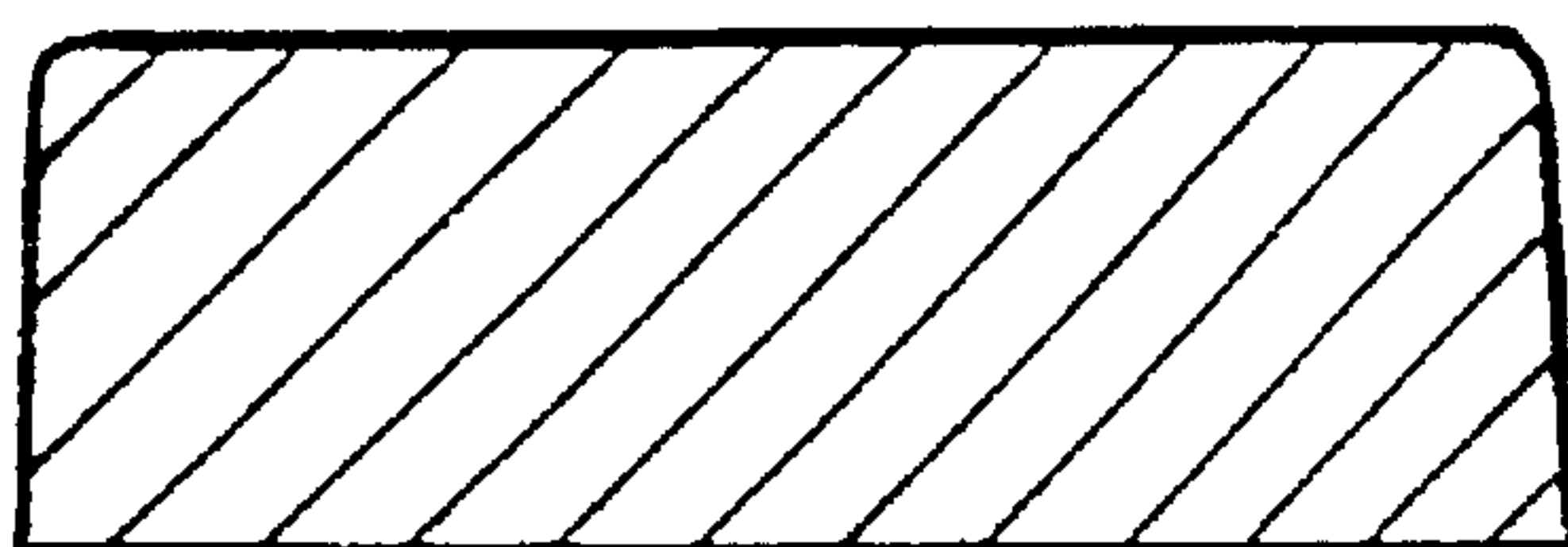
*Fig. 7*



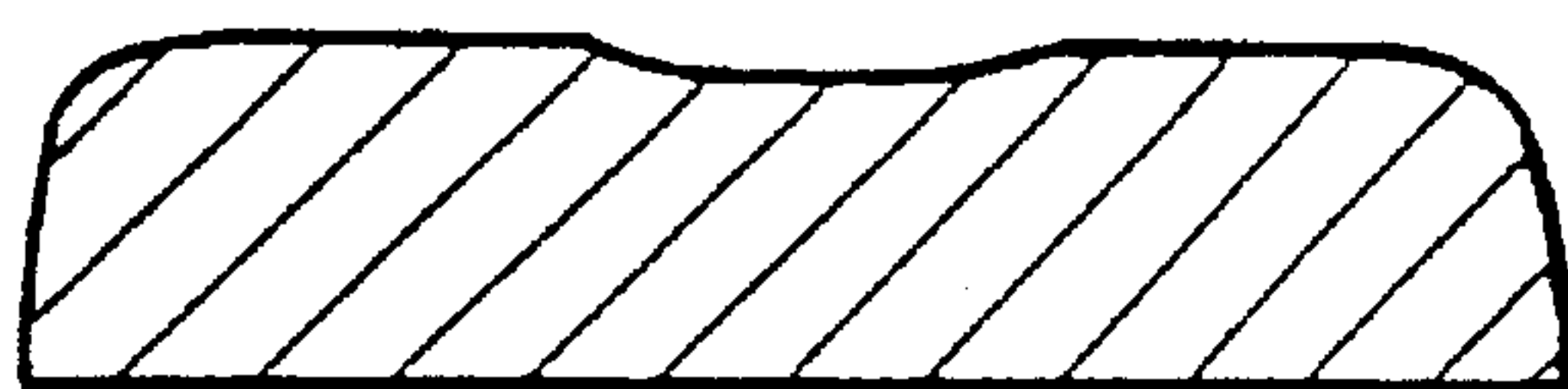
*Fig. 8*



*Fig. 9*



*Fig. 10*



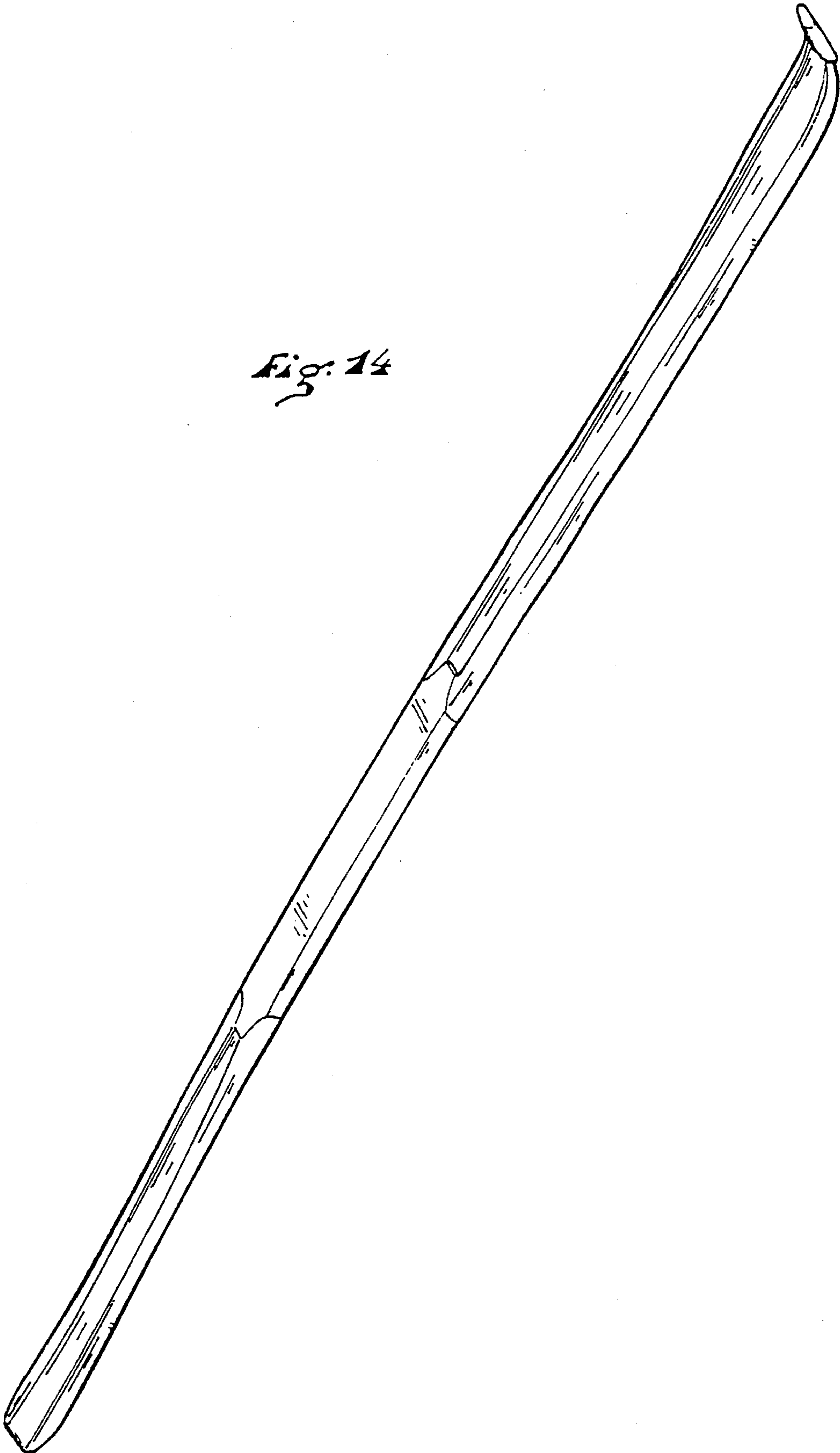
*Fig. 11*



*Fig. 12*



*Fig. 13*



*Fig. 14*