



US00D375340S

United States Patent [19] Stryczek

[11] Patent Number: **Des. 375,340**

[45] Date of Patent: ****Nov. 5, 1996**

[54] **GOLF CLUB GRIP**

[75] Inventor: **Michael E. Stryczek**, Phoenix, Ariz.

[73] Assignee: **StryStar International, L.L.C.**,
Phoenix, Ariz.

[**] Term: **14 Years**

[21] Appl. No.: **47,862**

[22] Filed: **Dec. 13, 1995**

[52] U.S. Cl. **D21/222**

[58] Field of Search **D21/222; 473/300-303,
473/407, 282**

[56] **References Cited**

U.S. PATENT DOCUMENTS

D. 360,447	7/1995	Howe, Jr. et al.	D21/222
1,950,342	3/1934	Meshel	473/300
4,822,052	4/1989	Dimmick et al.	473/282 X

Primary Examiner—Ted Shooman
Assistant Examiner—Mitchell I. Siegel
Attorney, Agent, or Firm—James H. Phillips

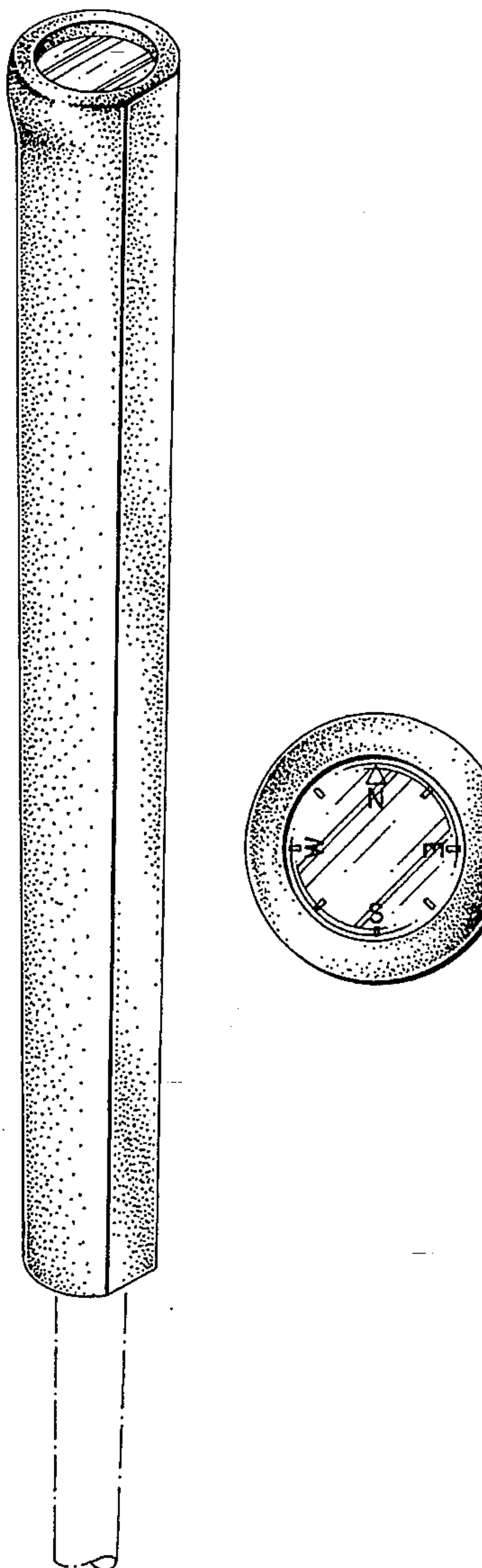
[57] **CLAIM**

The ornamental design for golf club grip, as shown and described.

DESCRIPTION

FIG. 1 is a perspective view of my design;
FIG. 2 is a front view of my design, the undisclosed opposite side being a mirror image;
FIG. 3 is a right side view of my design;
FIG. 4 is a left side view of my design;
FIG. 5 is a top view of my design; and,
FIG. 6 is a bottom view of my design.
The broken line showing of a fragmented shaft in FIGS. 1-4 is for illustrative purposes only and forms no part of the claimed design.

1 Claim, 1 Drawing Sheet



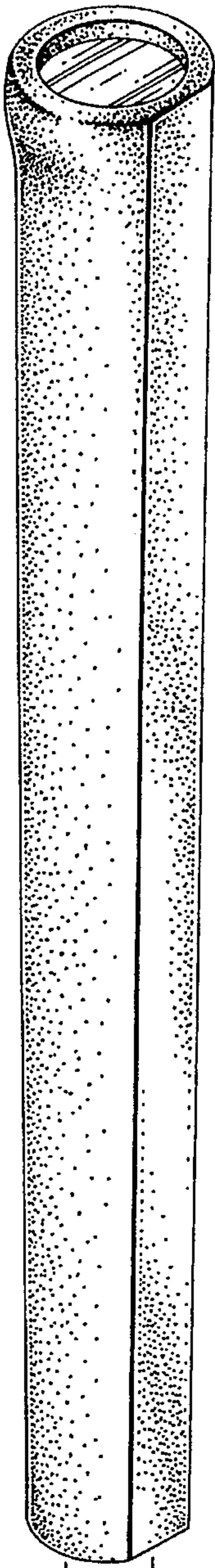


FIG. 1




FIG. 2




FIG. 3




FIG. 4

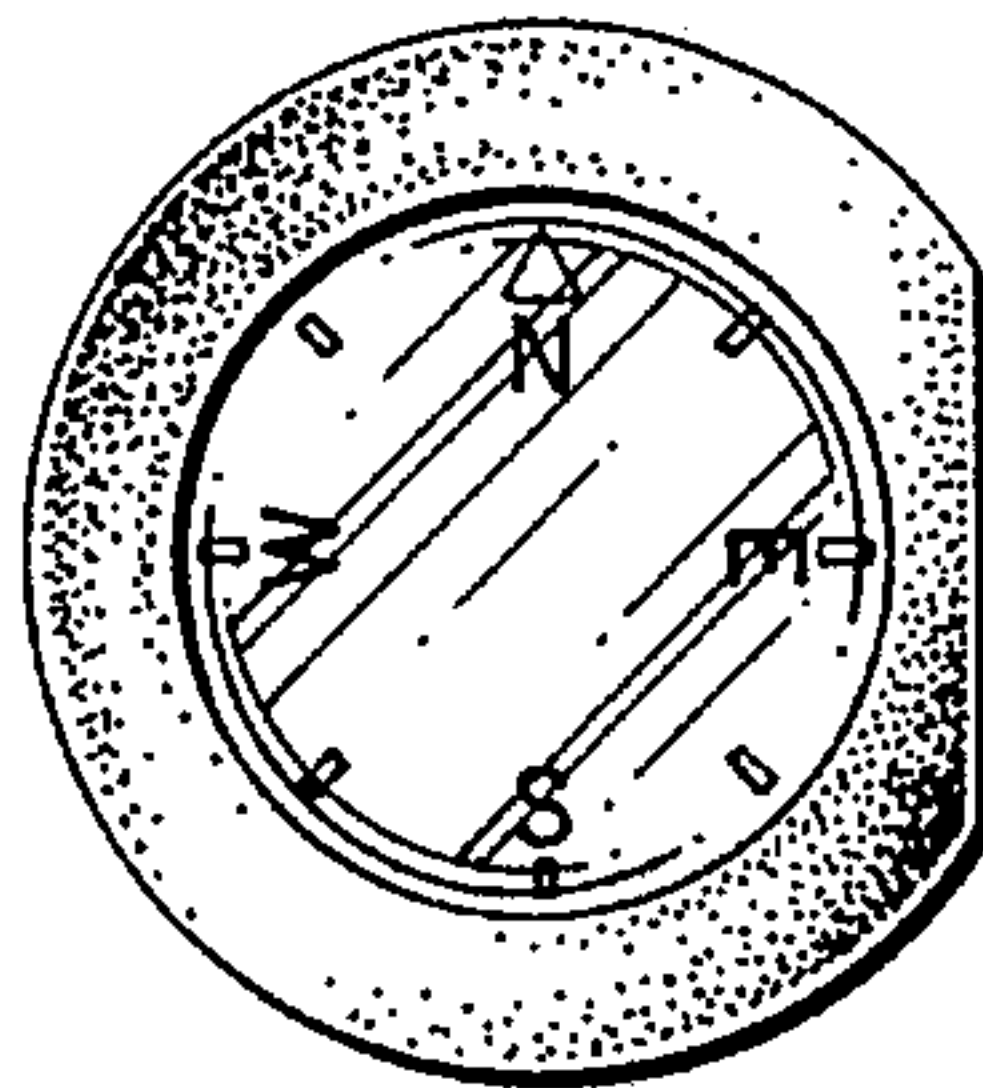


FIG. 5

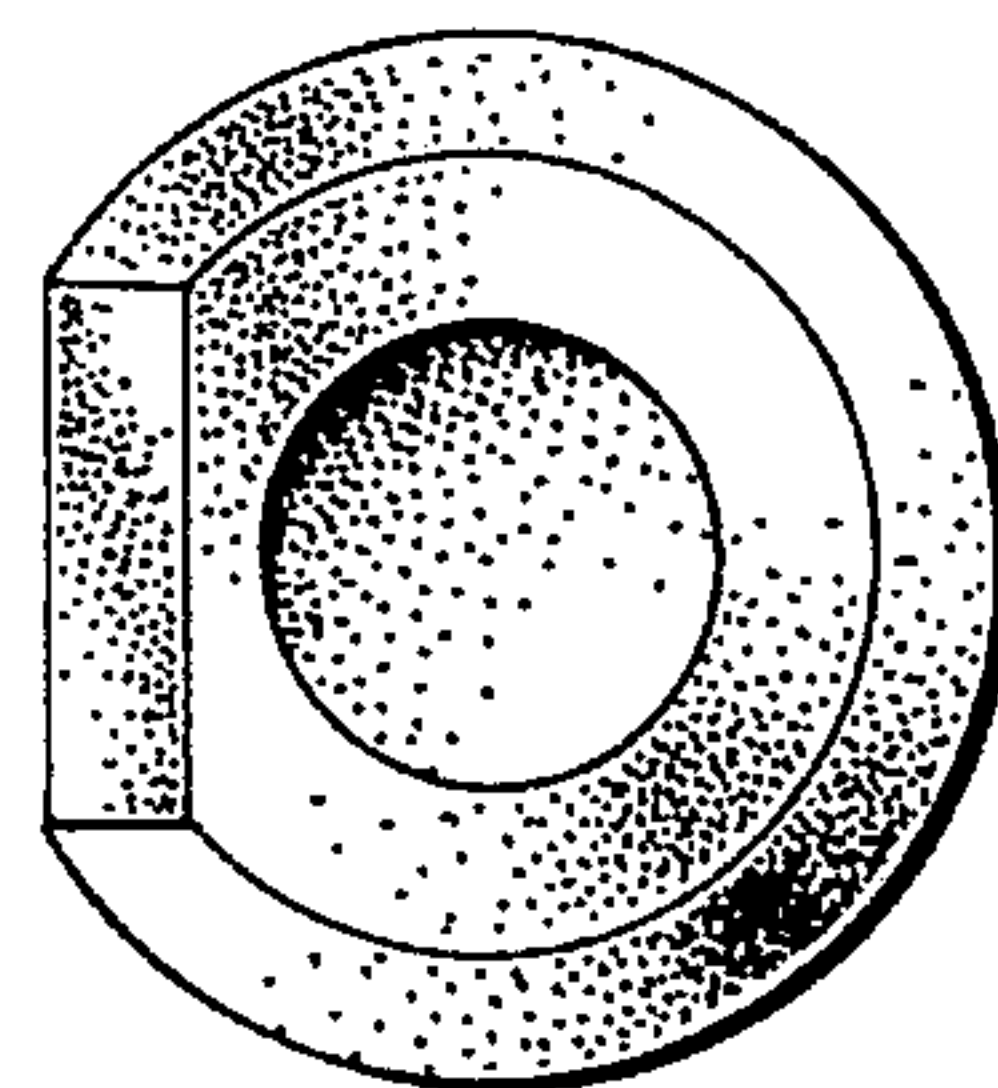


FIG. 6