



US00D375334S

United States Patent [19]
Moghaddami

[11] **Patent Number:** **Des. 375,334**
[45] **Date of Patent:** ****Nov. 5, 1996**

[54] **PUPPET**

D. 313,443 1/1991 Senitt D21/153

[76] **Inventor:** **Amir Moghaddami**, P.O. Box 281,
Orlando, Fla. 32802

Primary Examiner—B. J. Bullock
Assistant Examiner—Richelle Shelton
Attorney, Agent, or Firm—Allen, Dyer, Doppelt, Franjola &
Milbrath, P.A.

[**] **Term:** **14 Years**

[21] **Appl. No.:** **37,800**

[57] **CLAIM**

[22] **Filed:** **Apr. 20, 1995**

The ornamental design for a puppet, as shown.

[52] **U.S. Cl.** **D21/152; D21/148; D21/161**

DESCRIPTION

[58] **Field of Search** **D21/148, 152,**
D21/153, 156, 159, 161, 187; 446/327,
328, 369, 97, 98

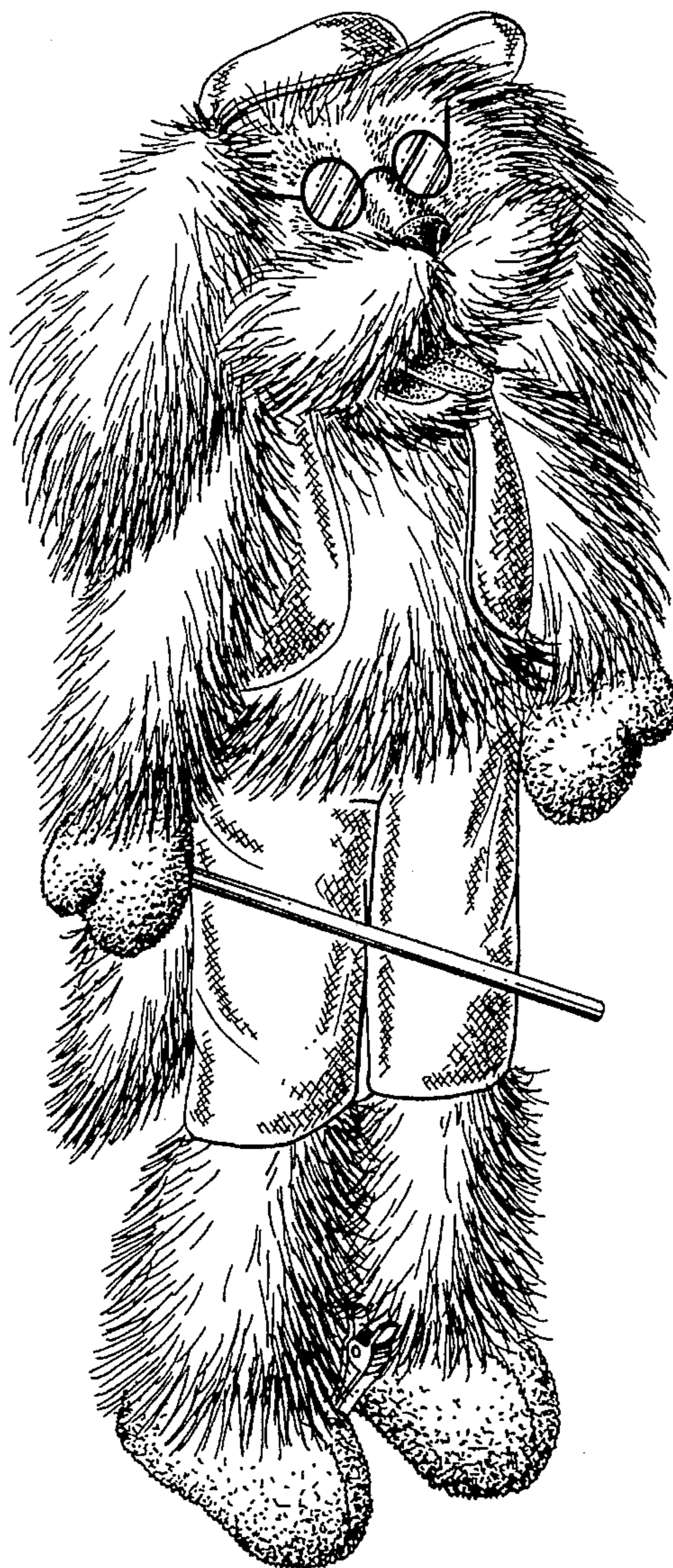
FIG. 1 is a left, front perspective view of a puppet, showing my new design;
FIG. 2 is a reduced rear elevation view of the puppet;
FIG. 3 is a left side view thereof;
FIG. 4 is a right side view thereof;
FIG. 5 is a bottom plan view thereof; and,
FIG. 6 is a top plan view thereof.

[56] **References Cited**

U.S. PATENT DOCUMENTS

D. 51,309	9/1917	Szopko	D21/156
D. 198,978	8/1964	Rossi	D21/161
D. 269,026	5/1983	Hoerlein	D21/161
D. 295,654	5/1988	Henn et al.	D21/187

1 Claim, 1 Drawing Sheet



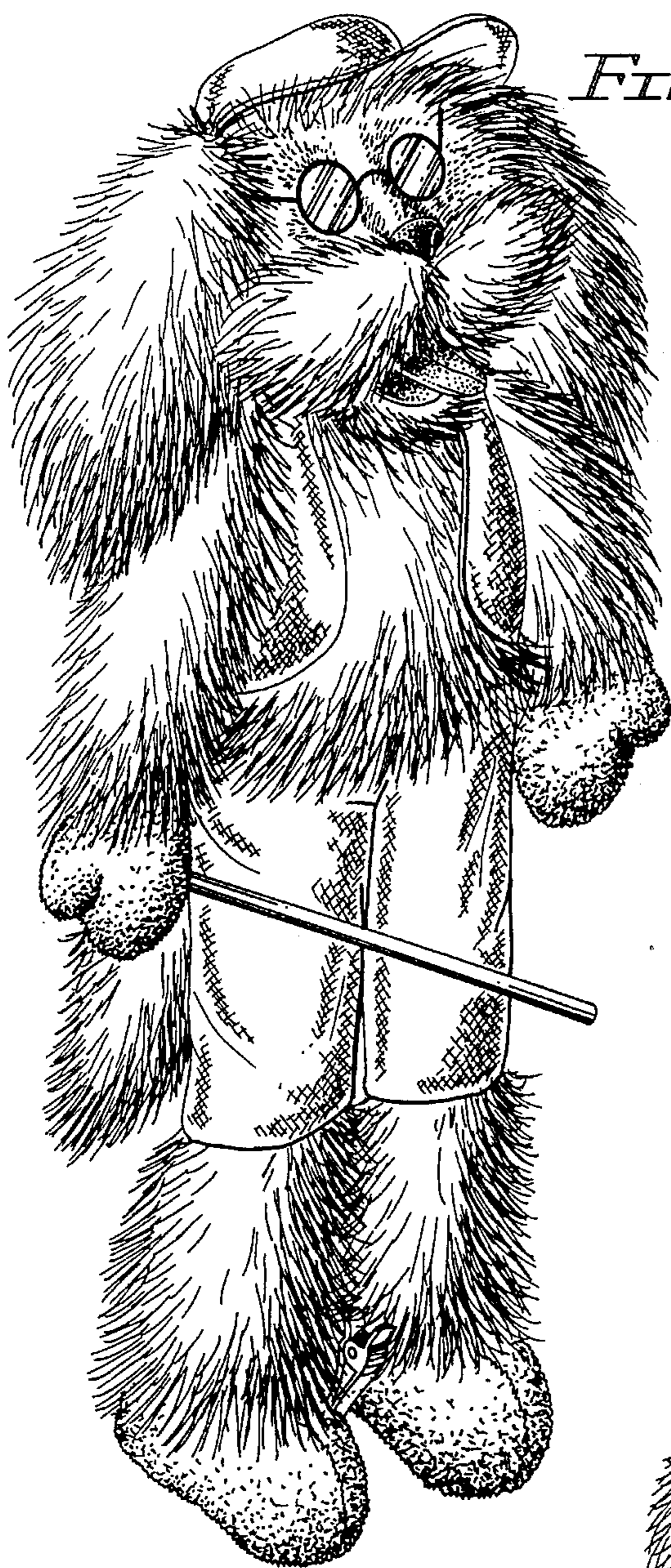


FIG. 1



FIG. 2




FIG. 3

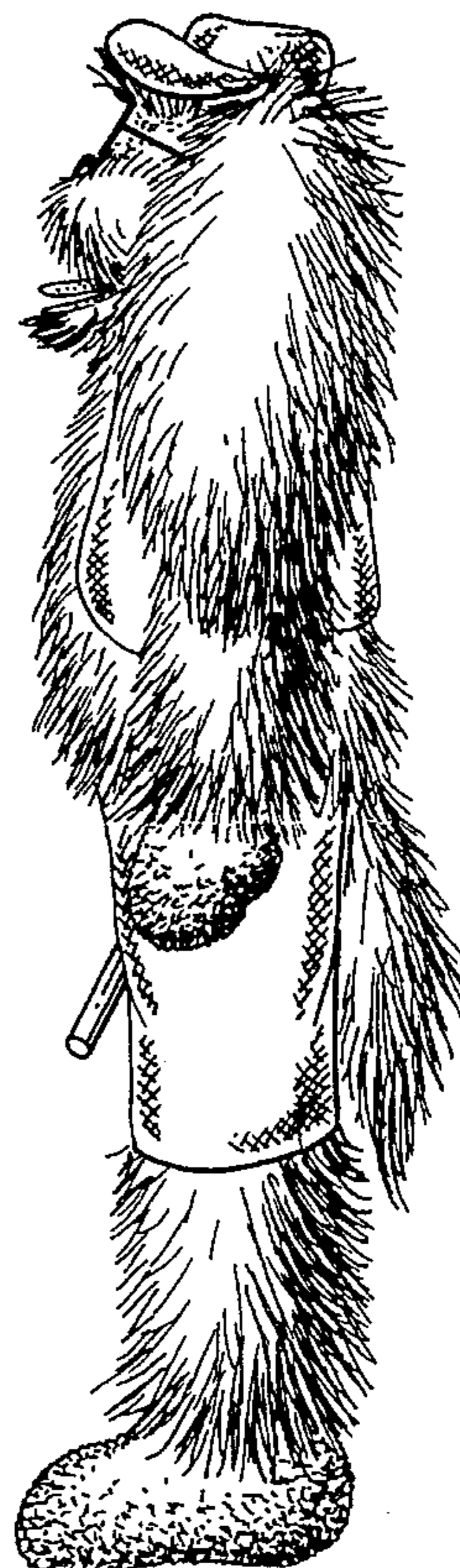


FIG. 4




FIG. 6

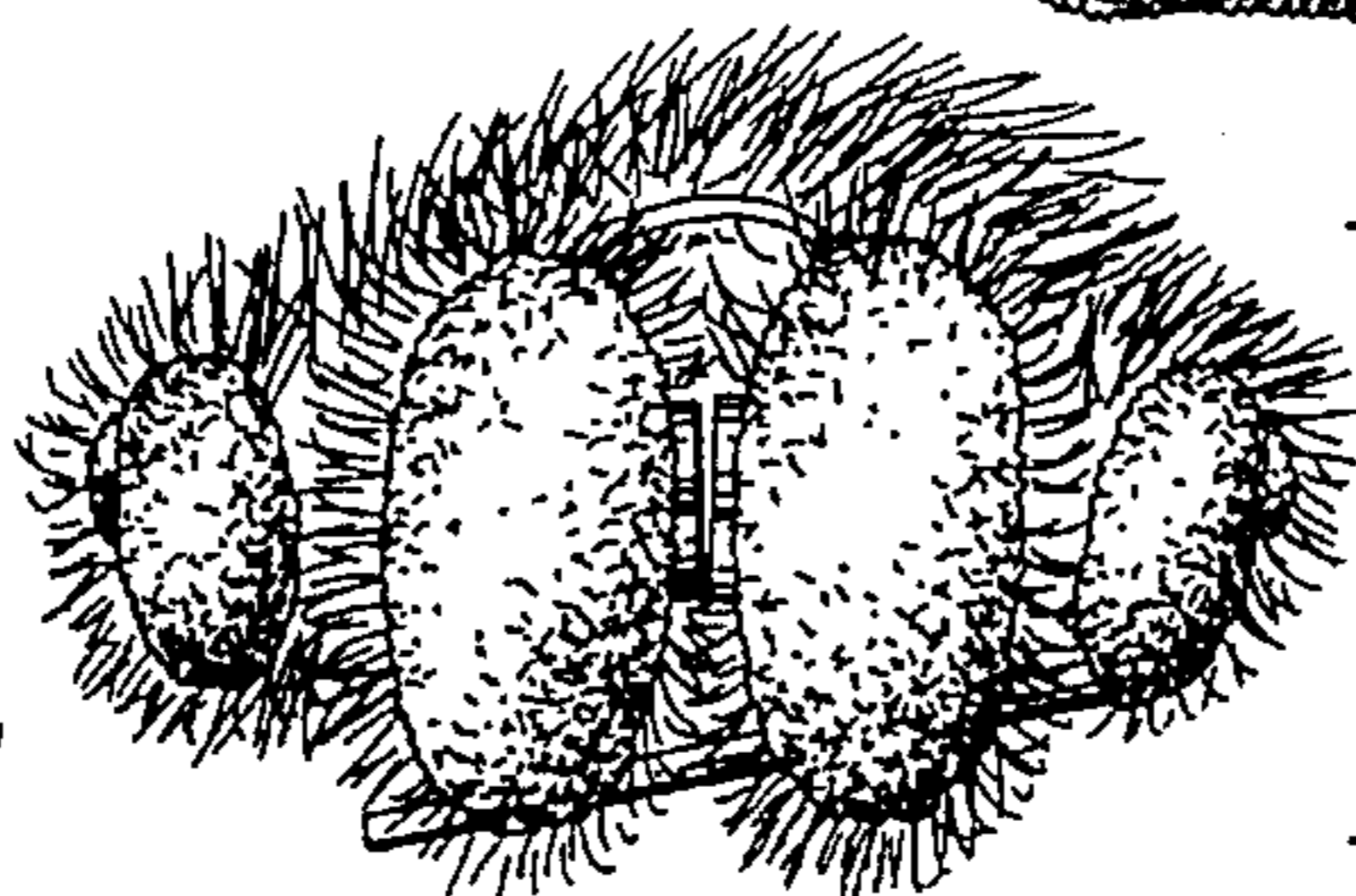


FIG. 5