



US00D375323S

United States Patent [19]
Young

[11] **Patent Number:** **Des. 375,323**
[45] **Date of Patent:** ****Nov. 5, 1996**

[54] **PEN**

D. 349,513 8/1994 Vitrac D19/51

[76] **Inventor:** **Brian Q. Young**, P.O. Box 862469
Terminal Annex, Los Angeles, Calif.
90086-2469

Primary Examiner—Martie Thompson

[**] **Term:** **14 Years**

[57] **CLAIM**

The ornamental design for a pen, as shown and described.

[21] **Appl. No.:** **25,527**

DESCRIPTION

[22] **Filed:** **Jul. 5, 1994**

FIG. 1 is a front elevational view of a writing instrument showing my new design thereof;

[52] **U.S. Cl.** **D19/49; D19/51; D19/57**

FIG. 2 is a right side elevational view thereof, the left side being a mirror image thereof;

[58] **Field of Search** **D19/35, 36, 41-51, D19/53-58, 81-85; 401/99, 100, 202, 209, 243-247**

FIG. 3 is an elevational view of the penbody in an exploded condition, with the cap member removed for convenience of illustration, all side being identical thereof;

[56] **References Cited**

U.S. PATENT DOCUMENTS

D. 206,735	1/1967	Levy	D19/57
D. 209,993	1/1968	Horie	D19/57
D. 284,676	7/1986	Malm	D19/51
D. 328,311	7/1992	Nitta	D19/49

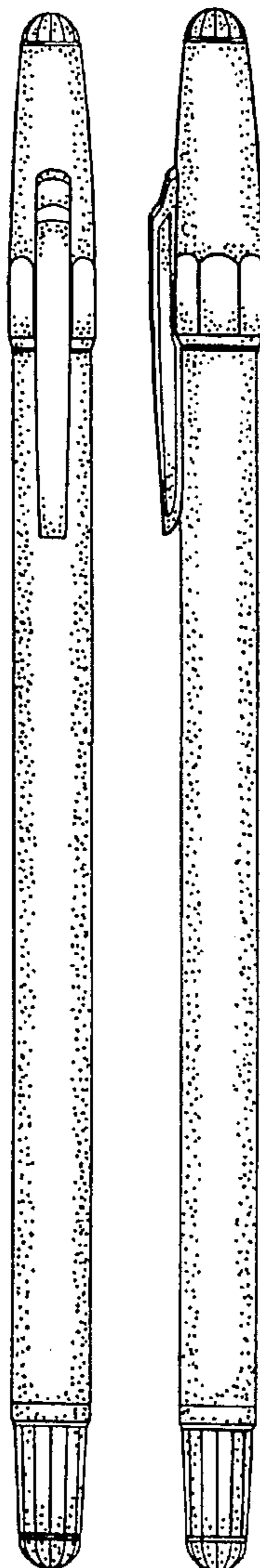
FIG. 4 is a bottom plan view of FIG. 2 thereof;

FIG. 5 is a front elevational view of the pen cap thereof;

FIG. 6 is a right side elevational view of FIG. 5, left side being a mirror image; thereof; and,

FIG. 7 is a top plan view of FIG. 5 thereof.

1 Claim, 1 Drawing Sheet



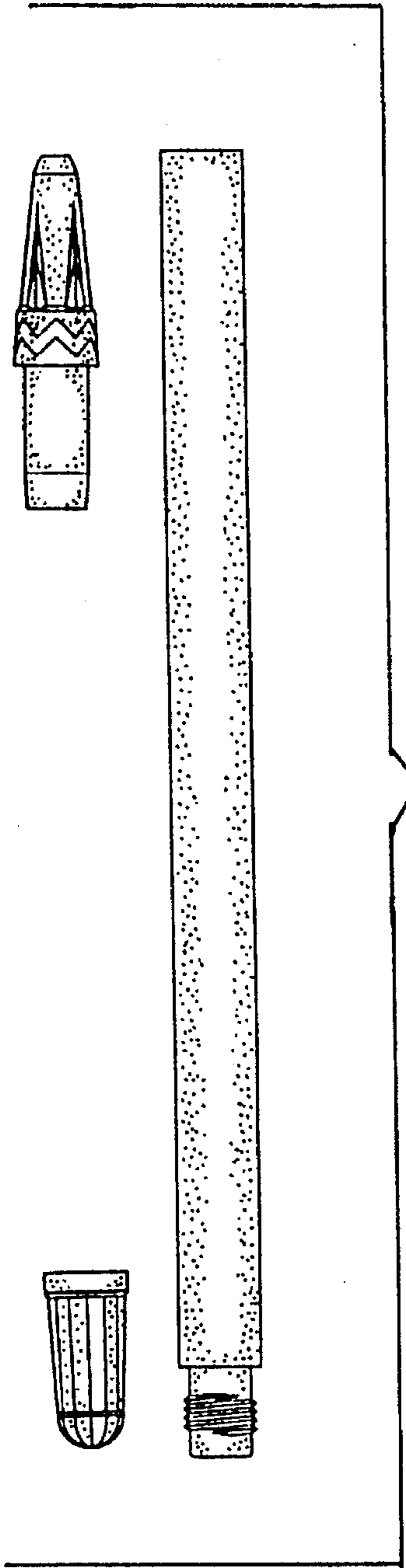


FIG. 7

FIG. 3

FIG. 4

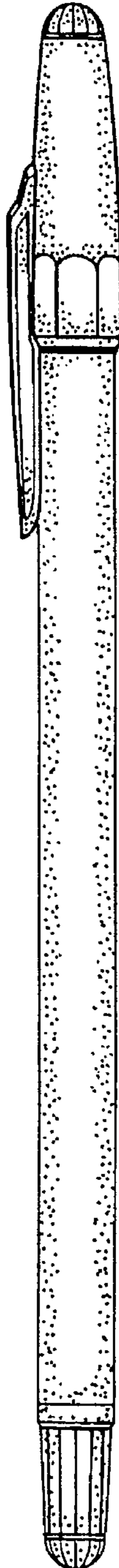
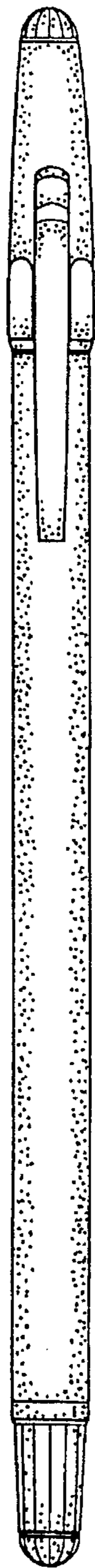
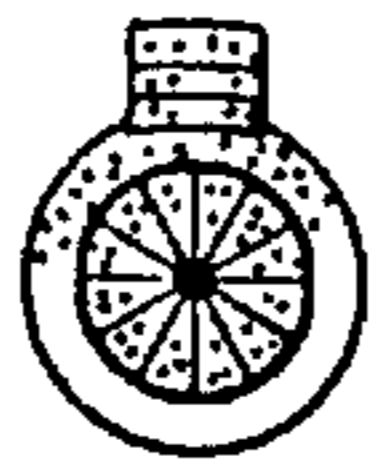


FIG. 1

FIG. 2

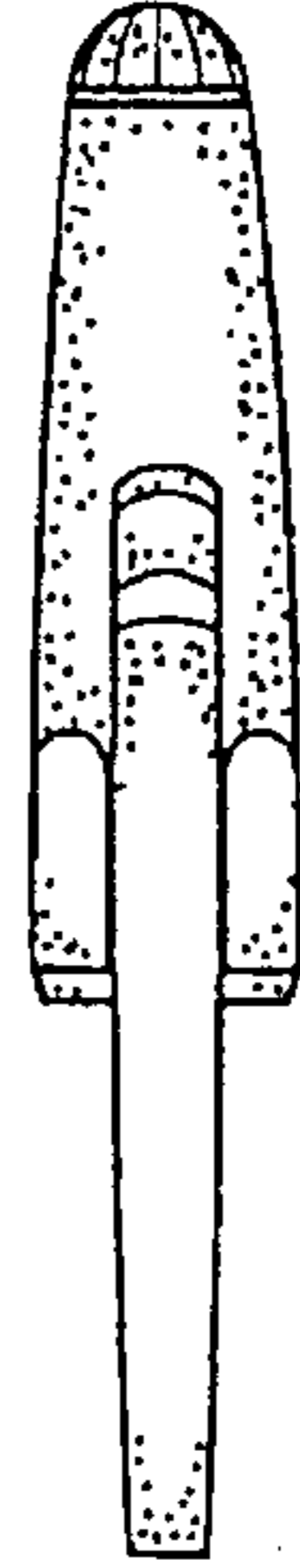


FIG. 5



FIG. 6