



US00D375288S

**United States Patent** [19]  
**Tanaka**

[11] **Patent Number:** **Des. 375,288**  
[45] **Date of Patent:** **\*\*Nov. 5, 1996**

[54] **AUTOMOTIVE WASHER TANK**

[75] Inventor: **Hiroaki Tanaka**, Kiryu, Japan  
[73] Assignee: **Mitsuba Electric Manufacturing Co., Ltd.**, Kiryu, Japan  
[\*\*] Term: **14 Years**  
[21] Appl. No.: **41,717**  
[22] Filed: **Jul. 24, 1995**

[30] **Foreign Application Priority Data**

Jun. 8, 1995 [JP] Japan ..... 7-16365  
[52] **U.S. Cl.** ..... **D12/218**; D9/337; D12/400  
[58] **Field of Search** ..... D12/400, 218;  
D9/300, 337, 447, 523, 526; 280/830, 835;  
137/561 R; 220/562, 453; 215/2, 390, 391

[56] **References Cited**

**U.S. PATENT DOCUMENTS**

D. 208,539	9/1967	Miller	.....	D12/218
D. 223,022	2/1972	Yates	.....	D12/218
D. 227,315	6/1973	Wells	.....	D12/218
D. 238,940	2/1976	Graeper	.....	D12/218
D. 238,941	2/1976	Graeper	.....	D12/218
D. 281,486	11/1985	Hattori	.....	D12/218
D. 322,953	1/1992	Hutchinson	.....	D12/218
5,344,038	9/1994	Freeman et al.	.....	220/453

**OTHER PUBLICATIONS**

J C Whitney & Co. Catalog ©Jun. 1995, Anniversary Edition Cat. No. 579E, p. 110, The Auxiliary Gas Tank (A).  
J C Whitney & Co. Catalog, Jun. 1995, Anniversary Edition, Cat. No. 579E p. 61 the electric powered windshield washers A & B.

*Primary Examiner*—Melody N. Brown  
*Attorney, Agent, or Firm*—Oliff & Berridge

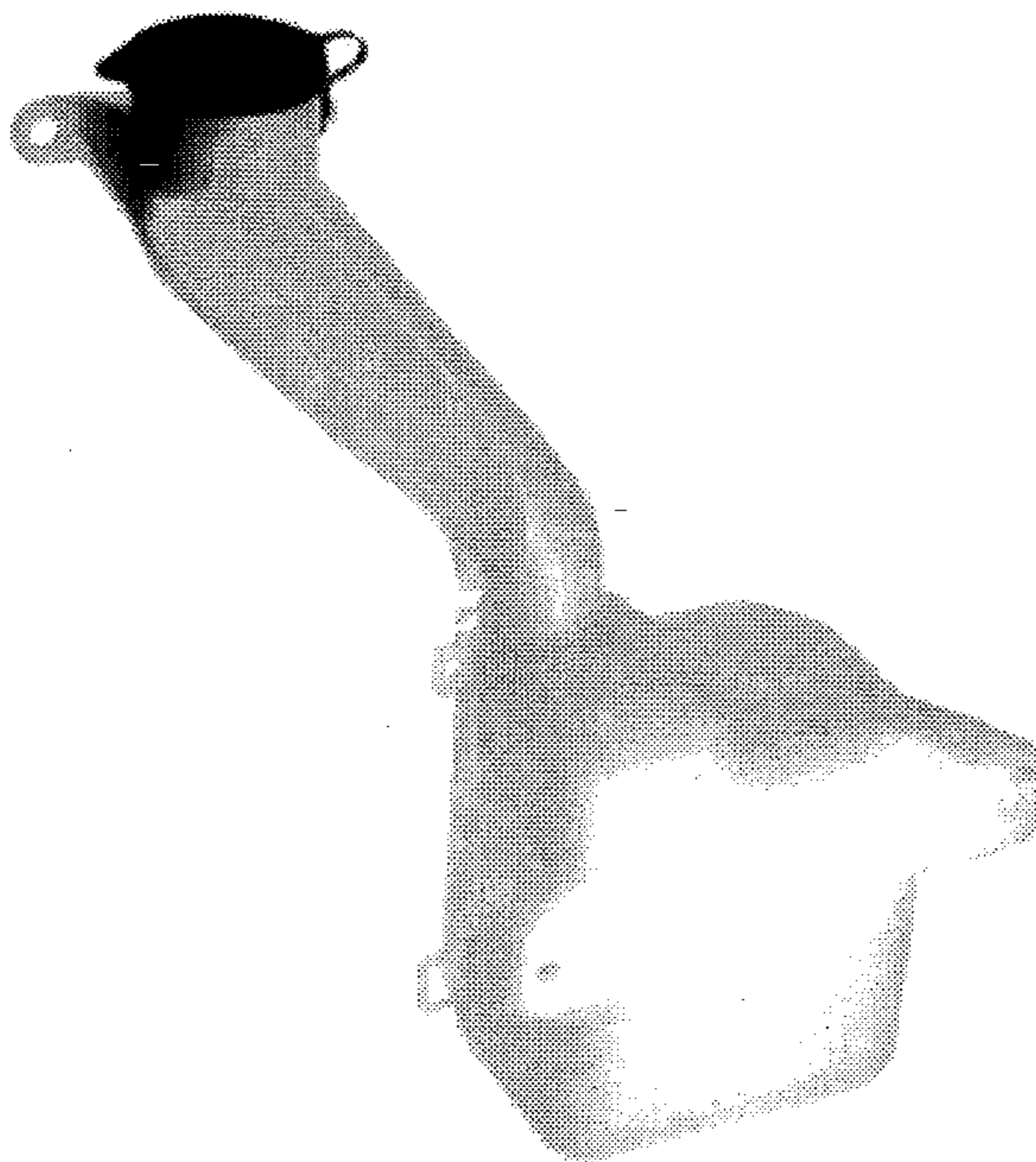
[57] **CLAIM**

The ornamental design for an automotive washer tank, as shown and described.

**DESCRIPTION**

FIG. 1 is a perspective view of an automotive washer tank embodying the claimed design;  
FIG. 2 is a front elevation view of the automotive washer tank of FIG. 1;  
FIG. 3 is a rear elevation view of the automotive washer tank of FIG. 1;  
FIG. 4 is a right side elevation view of the automotive washer tank of FIG. 1;  
FIG. 5 is a left side elevation view of the automotive washer tank of FIG. 1;  
FIG. 6 is a bottom plan view of the automotive washer tank of FIG. 1; and,  
FIG. 7 is a top plan view of the automotive washer tank of FIG. 1.

**1 Claim, 7 Drawing Sheets**



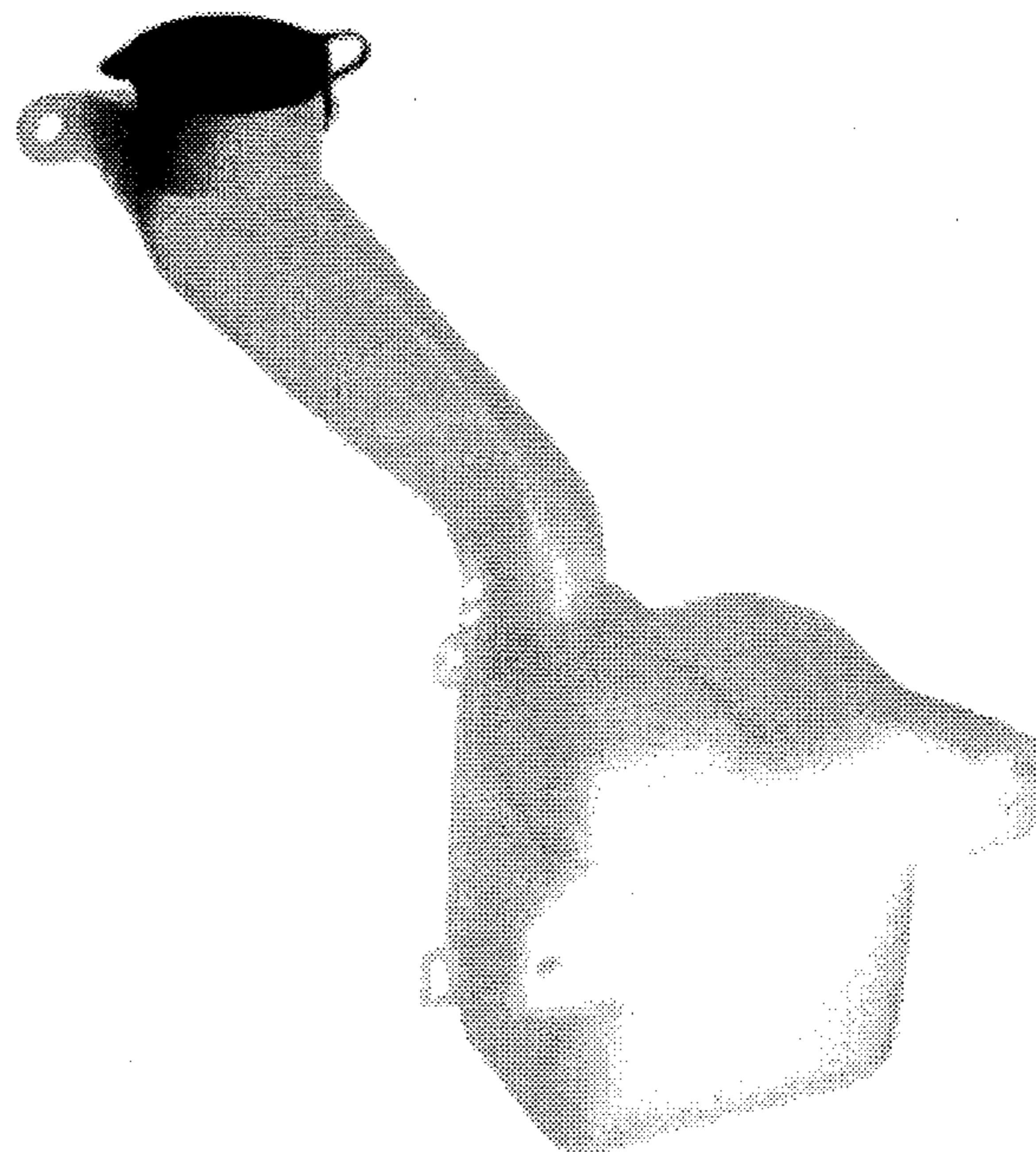


FIG. 1

FIG. 2




FIG. 3




FIG. 4




FIG. 5




FIG. 6




FIG. 7

