



US00D375280S

United States Patent [19]
Murphy

[11] **Patent Number:** **Des. 375,280**
[45] **Date of Patent:** ****Nov. 5, 1996**

[54] **FLAT BOW**

4,724,175 2/1988 La Brosse et al. 428/5

[76] **Inventor:** **Aileen Murphy, 1715 Santa Cruz Ave.,
Menlo Park, Calif. 94025**

Primary Examiner—Dominic Simone
Attorney, Agent, or Firm—Fish & Richardson P.C.

[**] **Term:** **14 Years**

[57] **CLAIM**

[21] **Appl. No.:** **30,290**

The ornamental design for a flat bow, as shown and described.

[22] **Filed:** **Oct. 25, 1994**

DESCRIPTION

[52] **U.S. Cl.** **D11/184; D20/23**

[58] **Field of Search** **D11/131, 184;
D20/22, 23, 29, 26; 428/4, 5**

FIG. 1 is a rear elevational view of a flat bow, showing the new design;

FIG. 2 is a top plan view of the flat bow of FIG. 1;

FIG. 3 is a right side elevational view of the flat bow of FIG. 1;

FIG. 4 is a left side elevational view of the flat bow of FIG. 1;

FIG. 5 is a front elevational view of the flat bow of FIG. 1;

and,
FIG. 6 is a bottom plan view of the flat bow of FIG. 1.

[56] **References Cited**

U.S. PATENT DOCUMENTS

Re. 23,835	6/1954	McMahon	428/5
D. 129,474	9/1941	Forsman	D20/23
D. 284,981	8/1986	Figliola	D20/26
D. 333,802	3/1993	Stahler	D11/131 X
3,030,719	4/1962	Enomoto	428/5
3,197,898	8/1965	Blish	D20/23

1 Claim, 1 Drawing Sheet




FIG. 1.




FIG. 4.

FIG. 2.

FIG. 3.

FIG. 5.

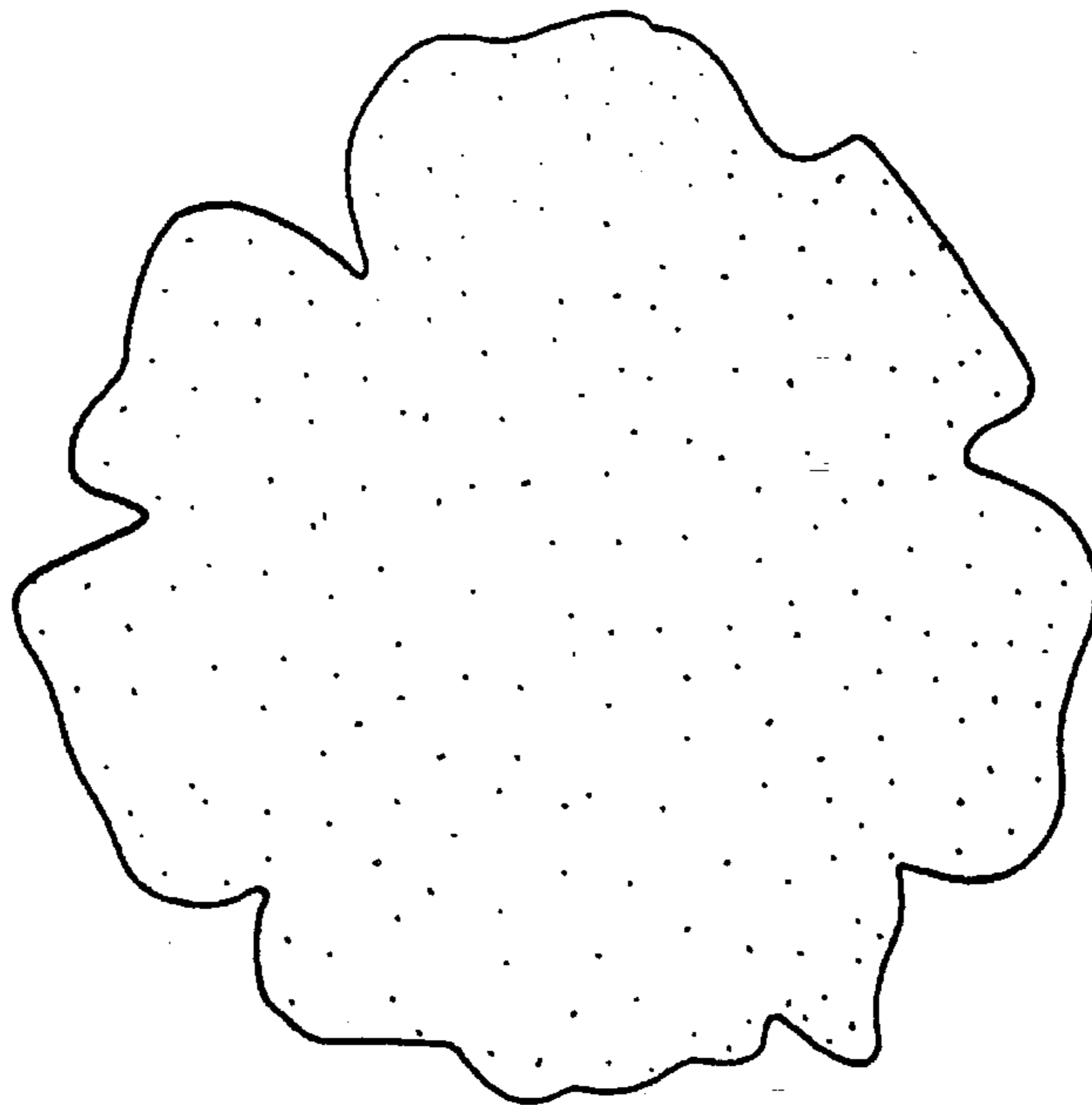


FIG. 6.