



US00D375256S

**United States Patent** [19]  
**Chadfield**

[11] **Patent Number:** **Des. 375,256**

[45] **Date of Patent:** **\*\*Nov. 5, 1996**

[54] **SALVE DISPENSING TUBE**

2,643,794	6/1953	Perkins .....	222/92
2,671,577	3/1954	Remington et al. ....	222/92
3,523,628	8/1970	Colvin et al. ....	222/107

[75] Inventor: **Robert W. Chadfield**, Sarasota, Fla.

[73] Assignee: **Federal Package, Ltd.**, Chaska, Minn.

[\*\*] Term: **14 Years**

*Primary Examiner*—Prabhakar G. Deshmukh

*Assistant Examiner*—Cheri Cohen

*Attorney, Agent, or Firm*—Francis J. Bouda

[21] Appl. No.: **41,643**

[57] **CLAIM**

[22] Filed: **Jul. 20, 1995**

The ornamental design for a salve dispensing tube, as shown and described.

[52] **U.S. Cl.** ..... **D9/302; D9/504; D9/529**

[58] **Field of Search** ..... D9/302, 306, 442,  
D9/337, 500, 504, 529; 222/92, 96, 105-107,  
192

**DESCRIPTION**

FIG. 1 is an exploded perspective view of a salve dispensing tube showing my new design;

FIG. 2 is a front elevation view thereof, the opposite side being identical;

FIG. 3 is a top plan view of the cap;

FIG. 4 is a top plan view of the tube; and,

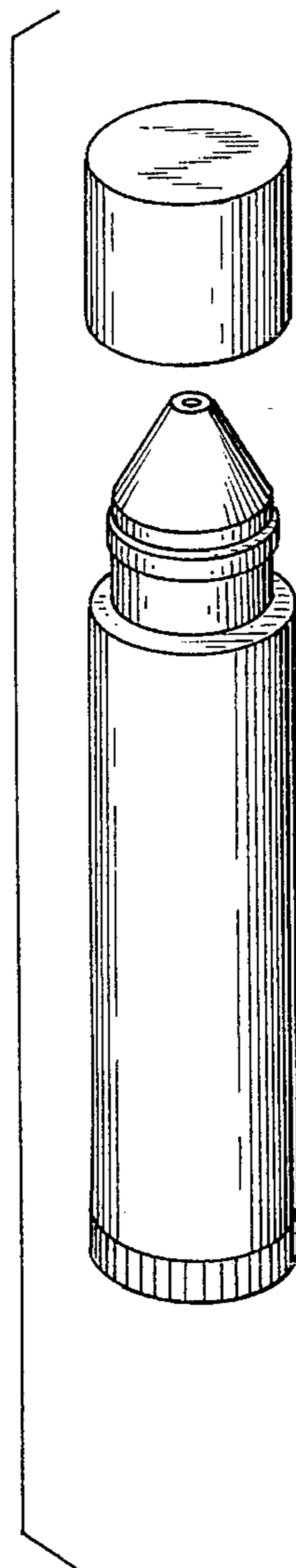
FIG. 5 is a bottom plan view thereof.

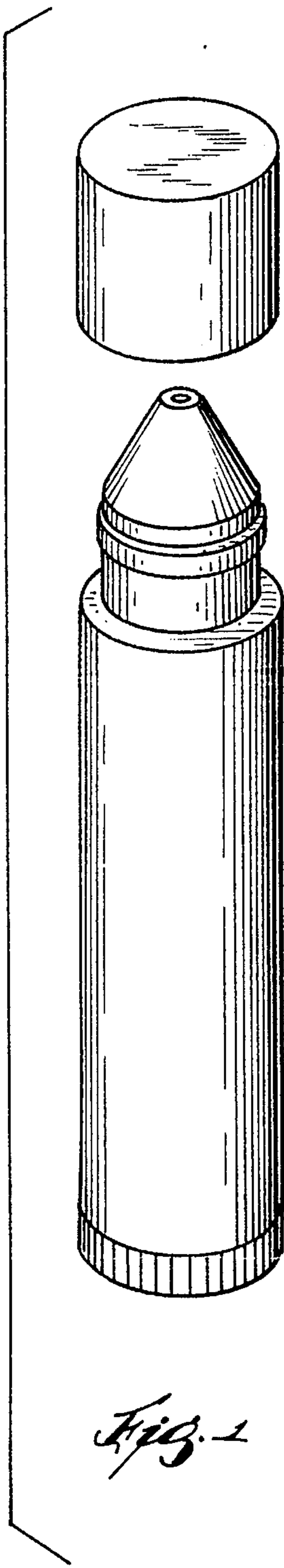
[56] **References Cited**

**U.S. PATENT DOCUMENTS**


D. 82,640	11/1930	Lynch .....	D9/302
D. 112,950	1/1939	Rubin .....	D9/504 X
D. 278,121	3/1985	Sussman .....	D9/504
D. 335,086	4/1993	Wacker .....	D9/504 X
D. 341,226	11/1993	Lang et al. ....	D9/504 X

**1 Claim, 1 Drawing Sheet**

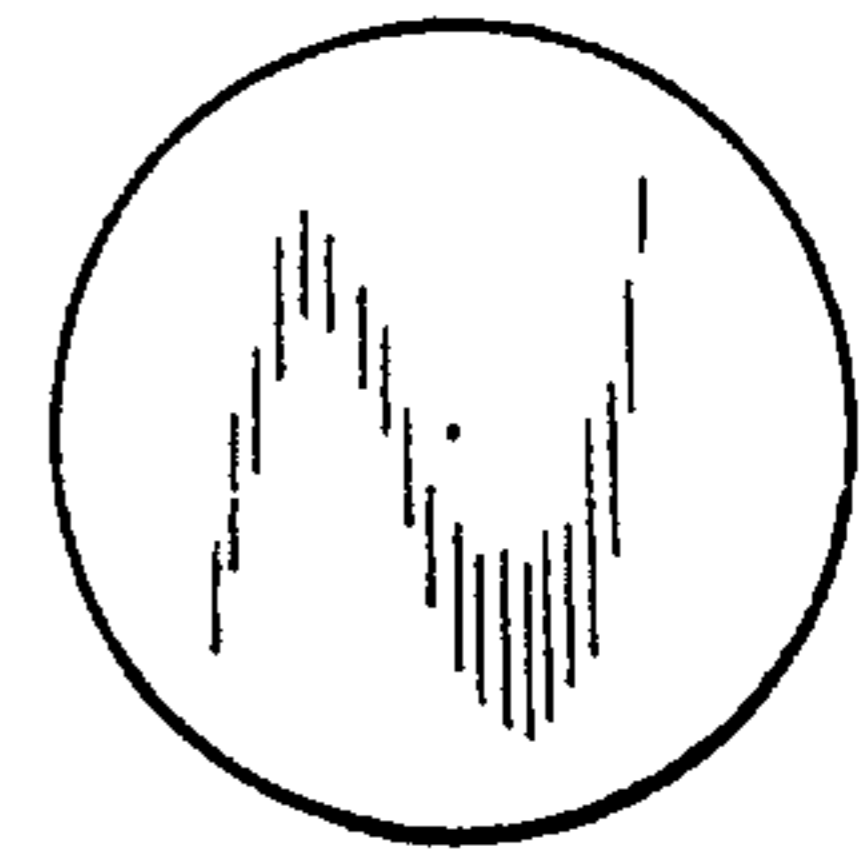




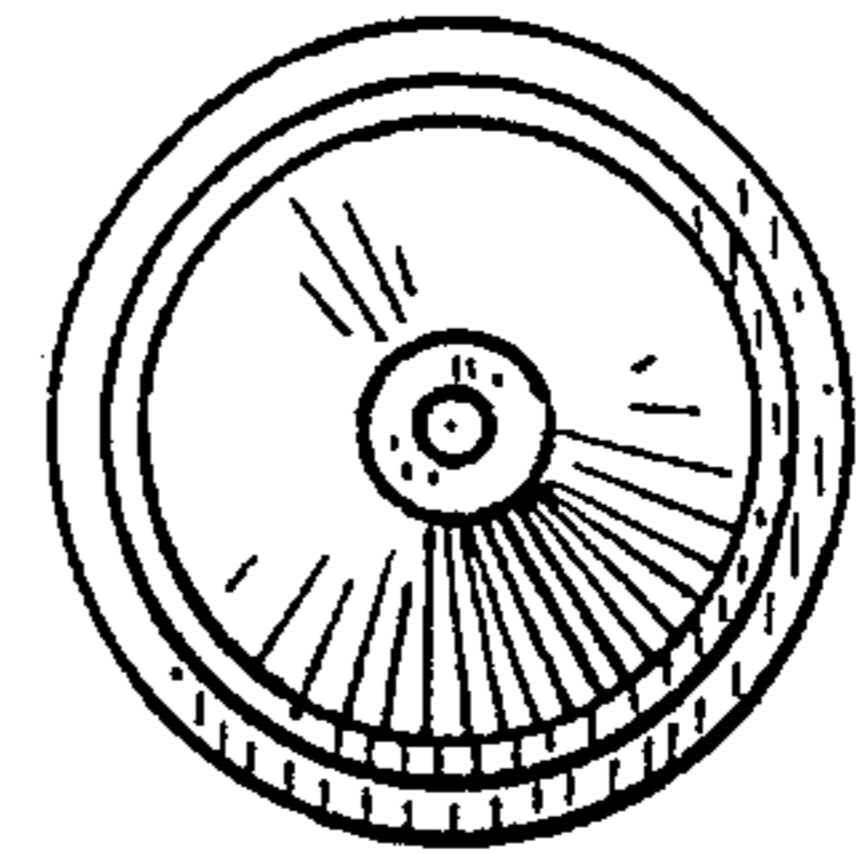
*Fig. 1*



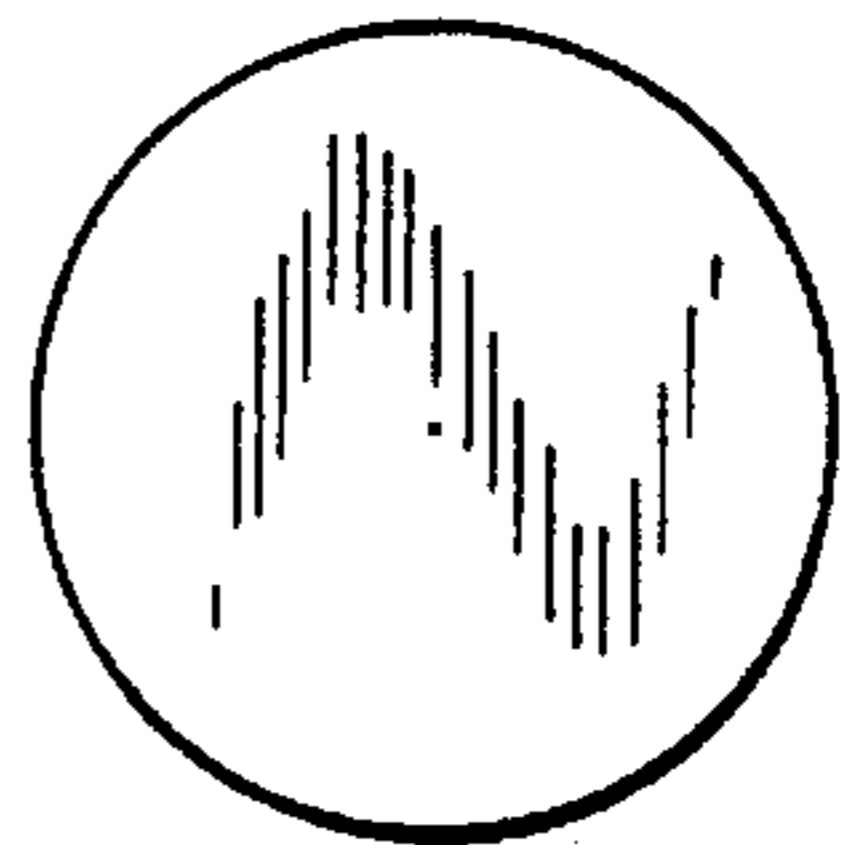
*Fig. 2*



*Fig. 3*



*Fig. 4*



*Fig. 5*