



US00D375249S

United States Patent [19]

[11] Patent Number: **Des. 375,249**

Scherer et al.

[45] Date of Patent: ****Nov. 5, 1996**

[54] **FACEPLATE**

[57] **CLAIM**

[75] Inventors: **Craig Scherer, Wilmette; Michael Thurma, Des Plaines, both of Ill.**

The ornamental design for a faceplate, as shown and described.

[73] Assignee: **Panduit Corp., Tinley Park, Ill.**

DESCRIPTION

[**] Term: **14 Years**

FIG. 1 is a front perspective view of a faceplate showing my new design;

[21] Appl. No.: **24,722**

FIG. 2 is a front elevational view thereof, the rear being unornamented;

[22] Filed: **Jun. 20, 1994**

FIG. 3 is a side elevational view, the opposite side is a mirror image;

[52] U.S. Cl. **D8/353**

[58] Field of Search D8/353; D13/137, D13/156; 174/66; 220/241; 439/536, 343, 653; 379/454

FIG. 4 is a top plan view thereof, the bottom is a mirror image;

FIG. 5 is a front perspective view of a second embodiment showing my new design, the only difference being the opening;

[56] References Cited

U.S. PATENT DOCUMENTS

- D. 92,326 5/1934 Steele et al. .
- D. 238,048 12/1975 Bertoncei D8/353
- D. 264,425 5/1982 Nippel et al. .
- D. 308,664 6/1990 Freeman et al. D8/353 X
- D. 339,325 9/1993 Spencer et al. .
- D. 348,825 7/1994 Below .
- D. 360,351 7/1995 House et al. D8/353
- D. 360,352 7/1995 House et al. D8/353
- 2,106,588 1/1938 Benander 439/536
- 4,411,485 10/1983 Wiseheart et al. 439/343
- 4,451,106 5/1984 Wiseheart et al. D8/353 X

FIG. 6 is a front elevational view thereof;

FIG. 7 is a front perspective view of a third embodiment showing my new design, the only difference being the openings;

FIG. 8 is a front elevational view thereof;

FIG. 9 is a front perspective view of a fourth embodiment showing my new design, the only difference being the openings; and,


FIG. 10 is a front elevational view thereof.

The broken line showing of the plug receiving apertures in FIGS. 1, 2, 5, 6, 7, 8, 9, and 10 is for illustrative purposes only and forms no part of the claimed design.

Primary Examiner—Paula A. Mortimer

Attorney, Agent, or Firm—Mark D. Hilliard; Robert A. McCann

1 Claim, 4 Drawing Sheets






FIG. 1

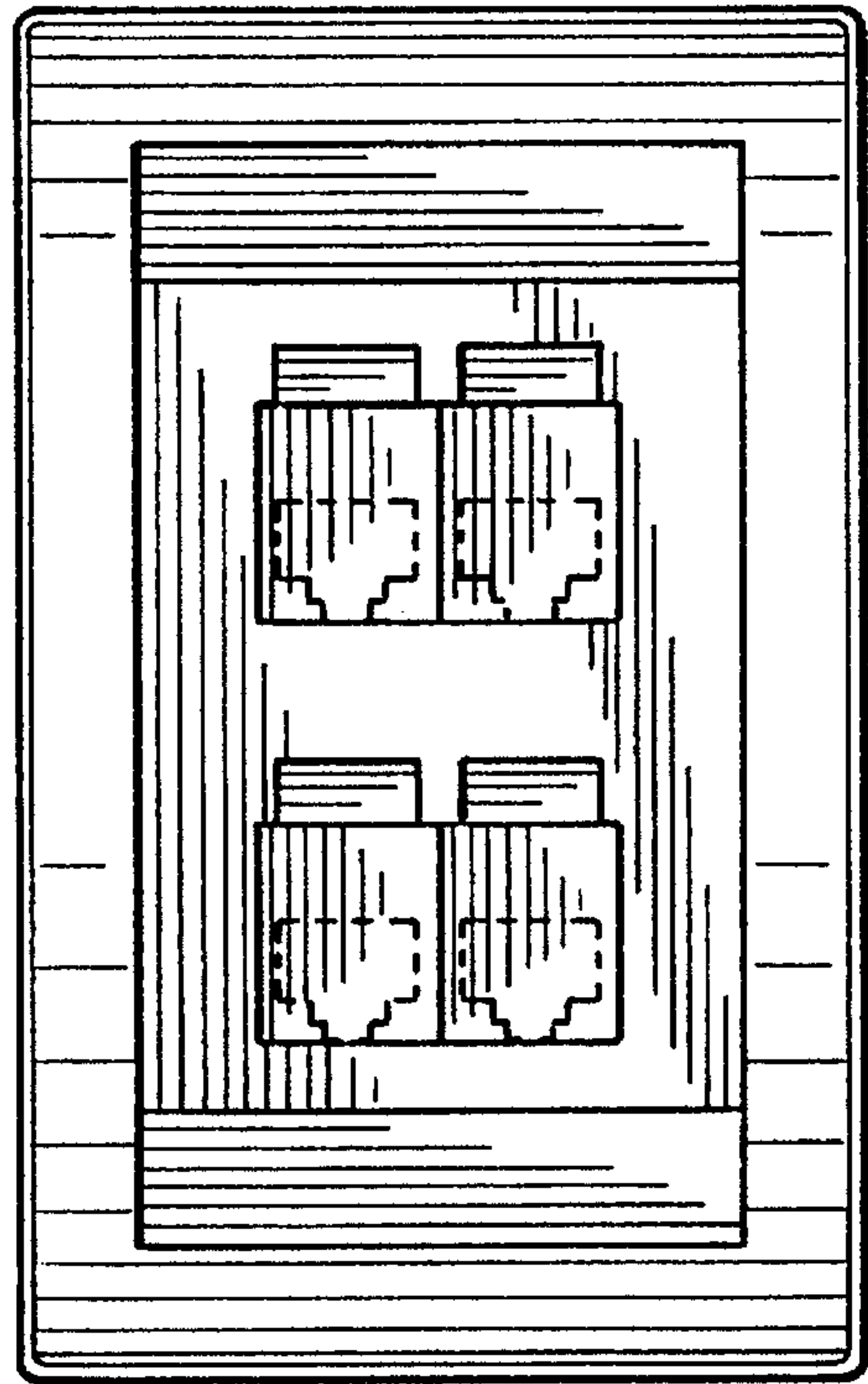


FIG. 2



FIG. 3




FIG. 4




FIG. 5

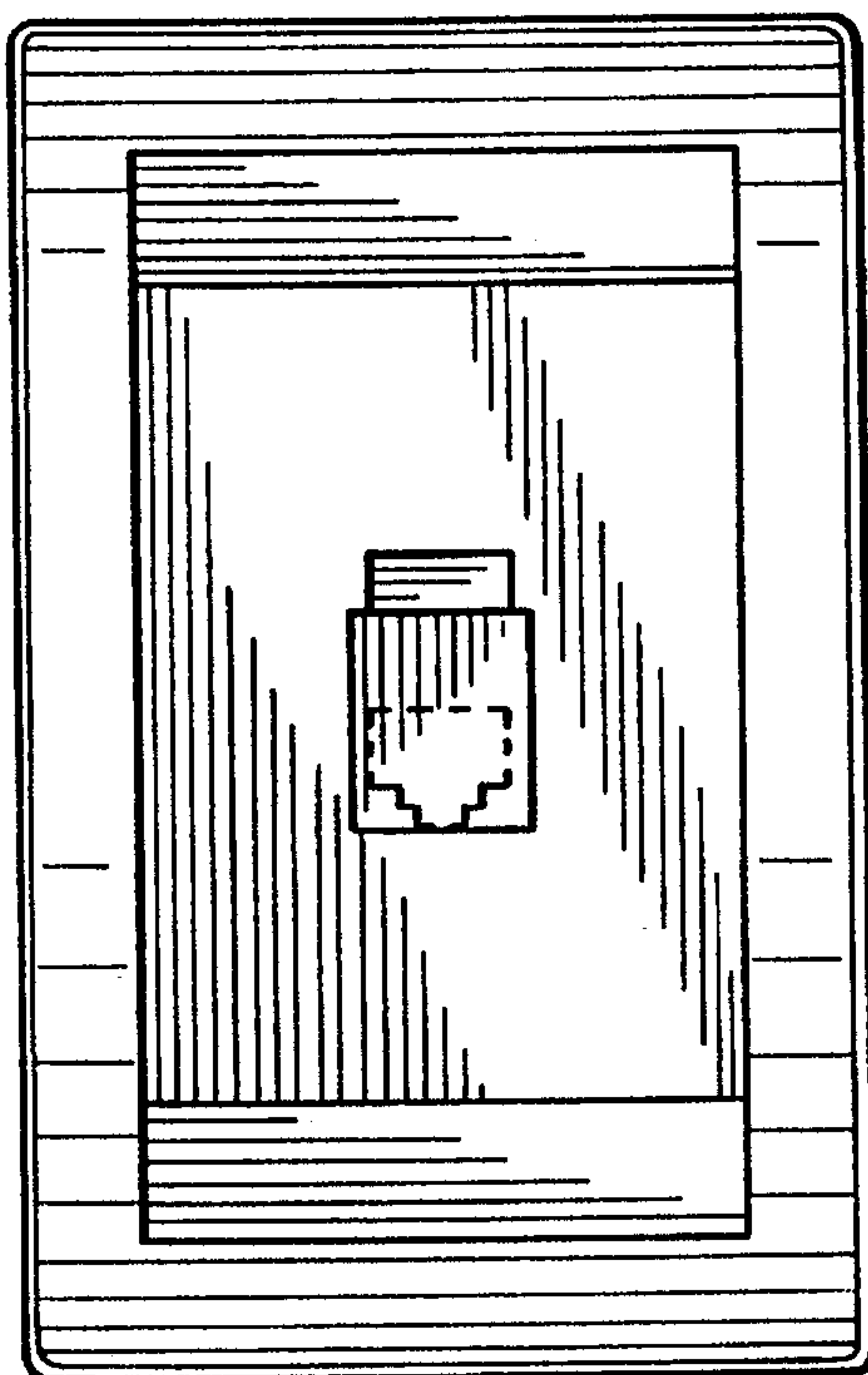


FIG. 6




FIG. 7

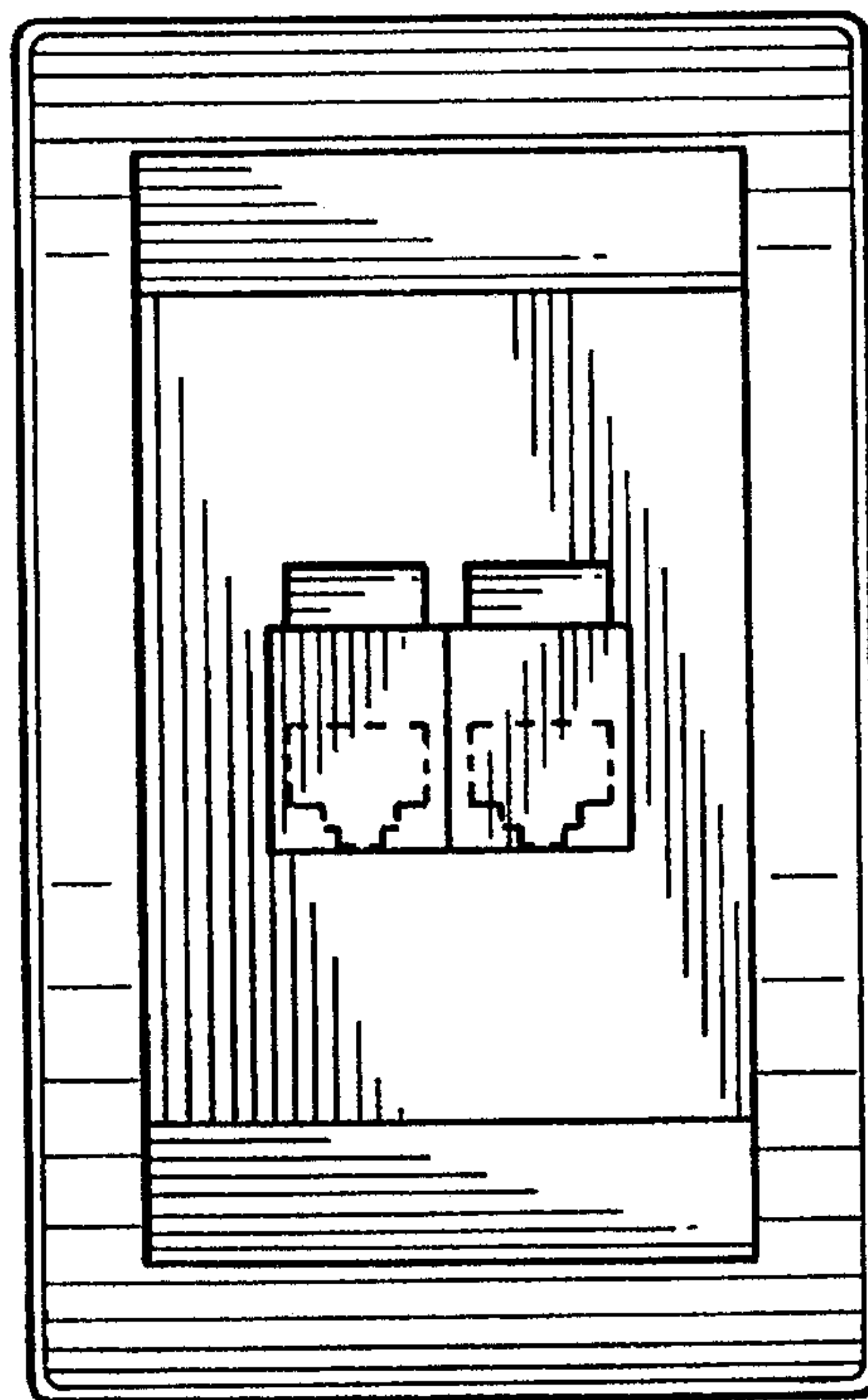


FIG. 8

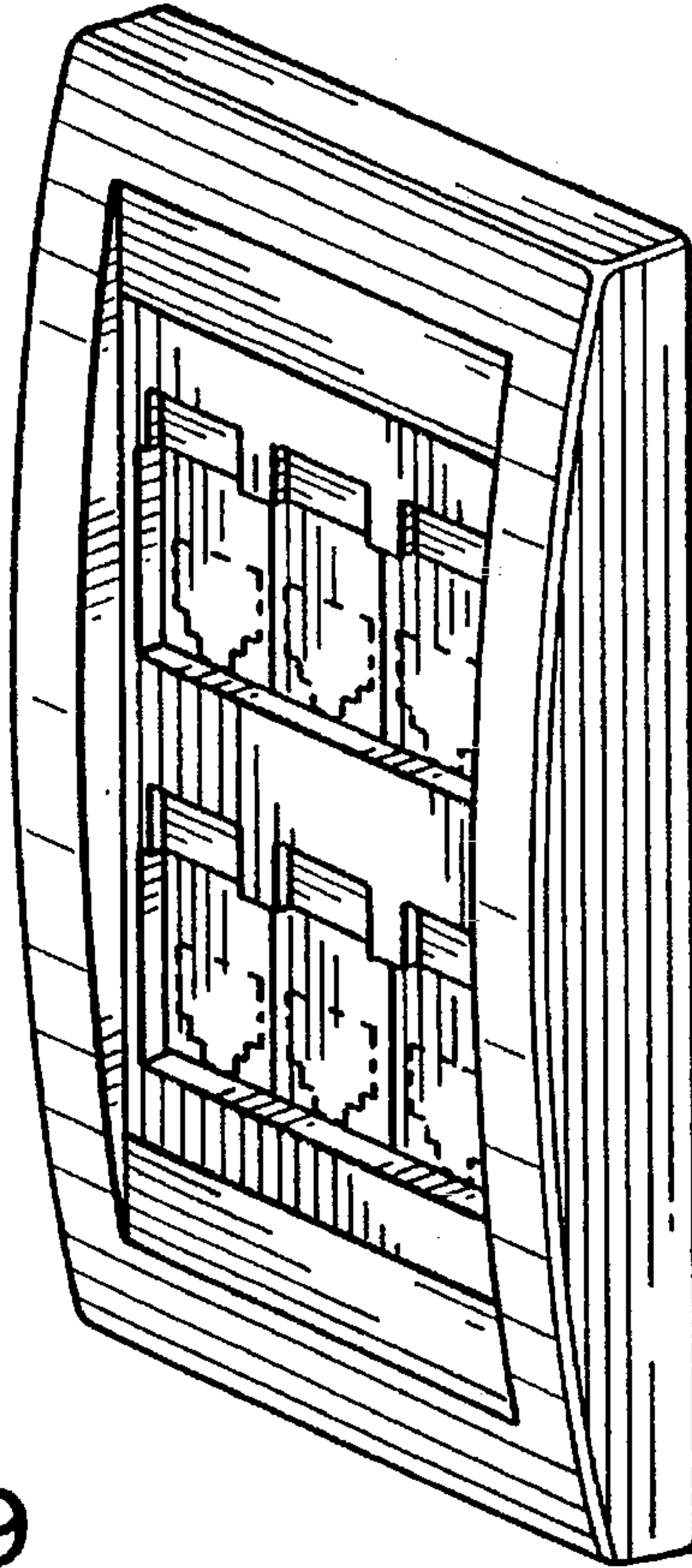


FIG. 9

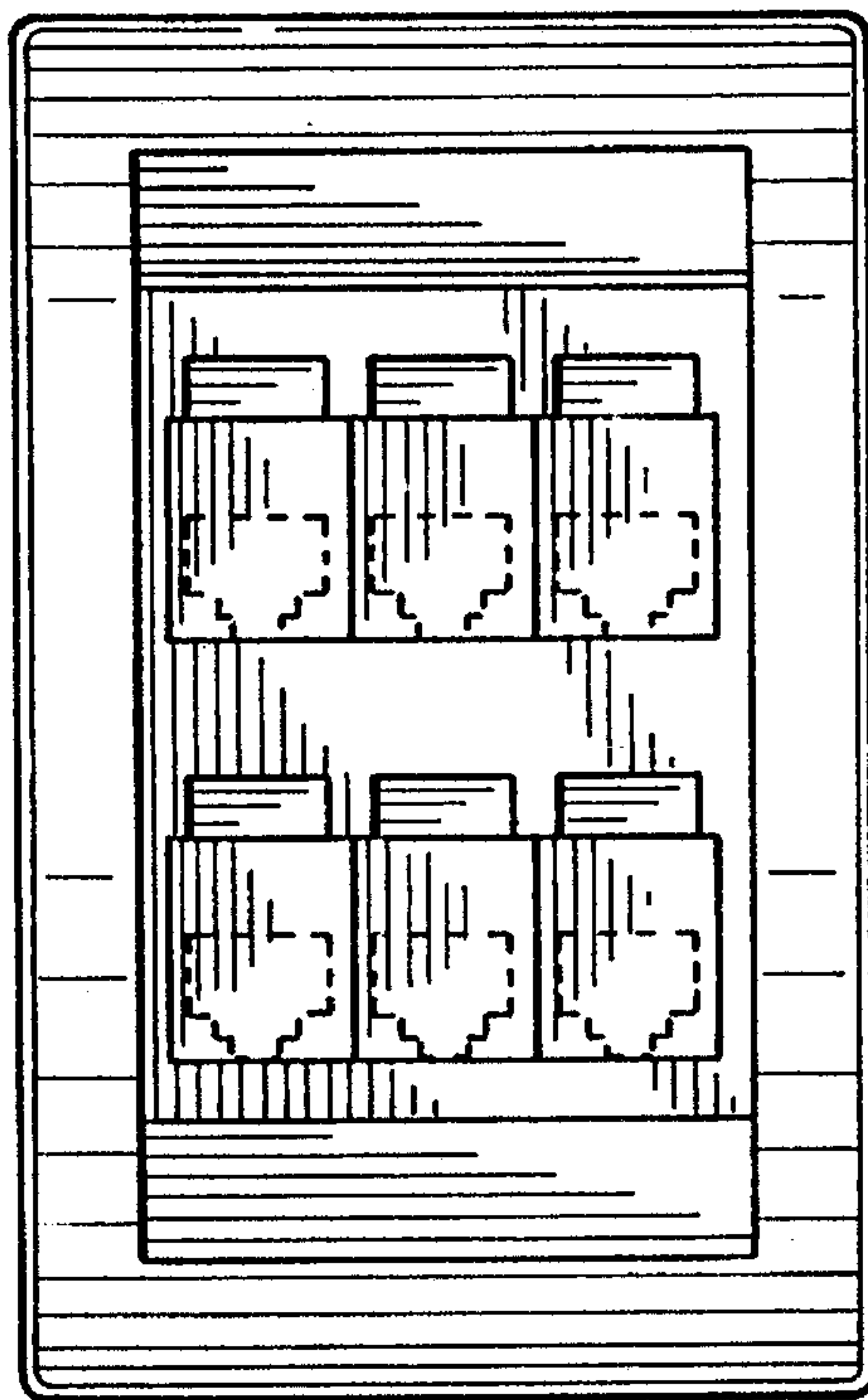


FIG. 10