



US00D375242S

United States Patent [19]

Seber et al.

[11] Patent Number: **Des. 375,242**

[45] Date of Patent: ***** Nov. 5, 1996**

[54] **FOLDING KNIFE**

[75] Inventors: **Brett P. Seber**, Escondido; **Roy L. Helton, Jr.**, San Diego, both of Calif.

[73] Assignee: **Buck Knives, Inc.**, El Cajon, Calif.

[*] Notice: The portion of the term of this patent subsequent to Apr. 30, 2010, has been disclaimed.

[**] Term: **14 Years**

[21] Appl. No.: **26,044**

[22] Filed: **Jul. 18, 1994**

Related U.S. Application Data

[63] Continuation-in-part of Ser. No. 138,703, Oct. 18, 1993, abandoned, and a continuation-in-part of Ser. No. 138,670, Oct. 18, 1993, abandoned.

[52] **U.S. Cl.** **D8/99; D8/107**

[58] **Field of Search** **D8/98, 99, 107; D22/118; 30/155, 156, 157, 158, 159, 160, 161**

[56] References Cited

U.S. PATENT DOCUMENTS

D. 230,696 3/1974 Evrell et al. D22/118

D. 302,934	8/1989	Finn	D8/99
D. 321,820	11/1991	Russell	D8/99
D. 336,232	6/1993	Thompson et al.	D8/99
D. 347,374	5/1994	Sakai	D22/118
4,947,552	8/1990	Barnes	30/159

OTHER PUBLICATIONS

Atlanta Cutlery Catalog, 1993, p. 4, Koncept Knives.
Atlanta Cutlery, Catalog, 1993, p. 23, Benchmade Knives.
Cutlery Shoppe Catalog, 1989, p. 13, Spyderco Clipit Knives.
Special Projects Catalog, 1994, p. 37, Cold Steel Knives.

Primary Examiner—Philip S. Hyder
Attorney, Agent, or Firm—Gregory Garmong

[57] CLAIM

The ornamental design for a folding knife, as shown and described.

DESCRIPTION

FIG. 1 is a left-side elevational view of a folding knife; FIG. 2 is a right-side elevational view thereof; FIG. 3 is a bottom view thereof; FIG. 4 is a top view thereof; FIG. 5 is a back elevational view thereof; and, FIG. 6 is a front elevational view thereof.

1 Claim, 1 Drawing Sheet

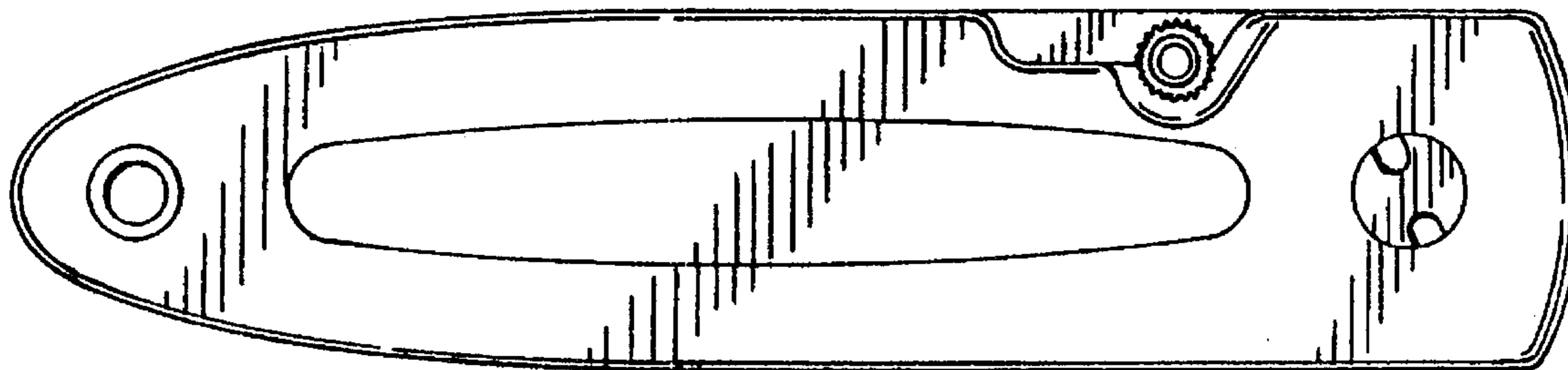


FIG. 1

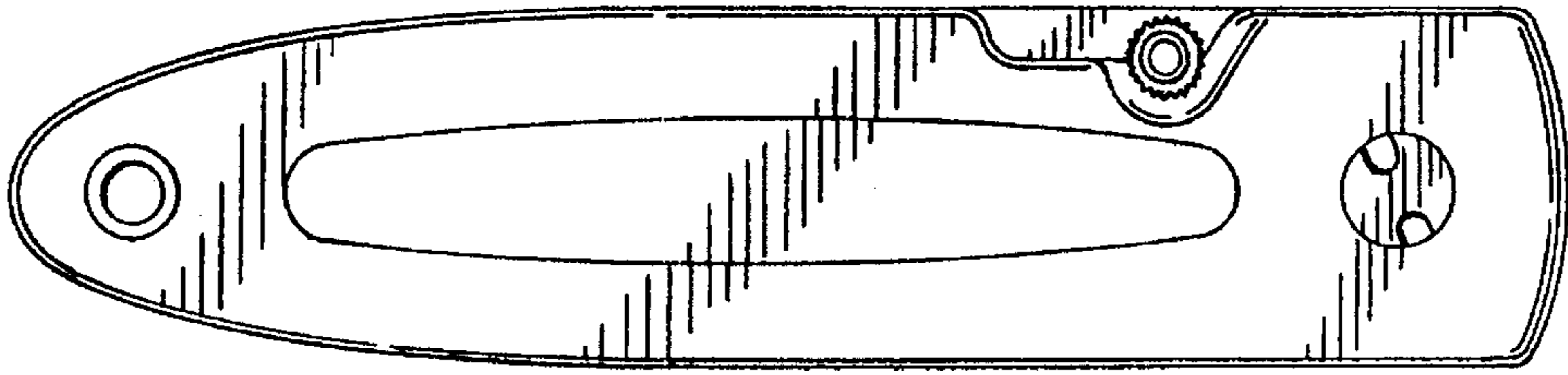


FIG. 2

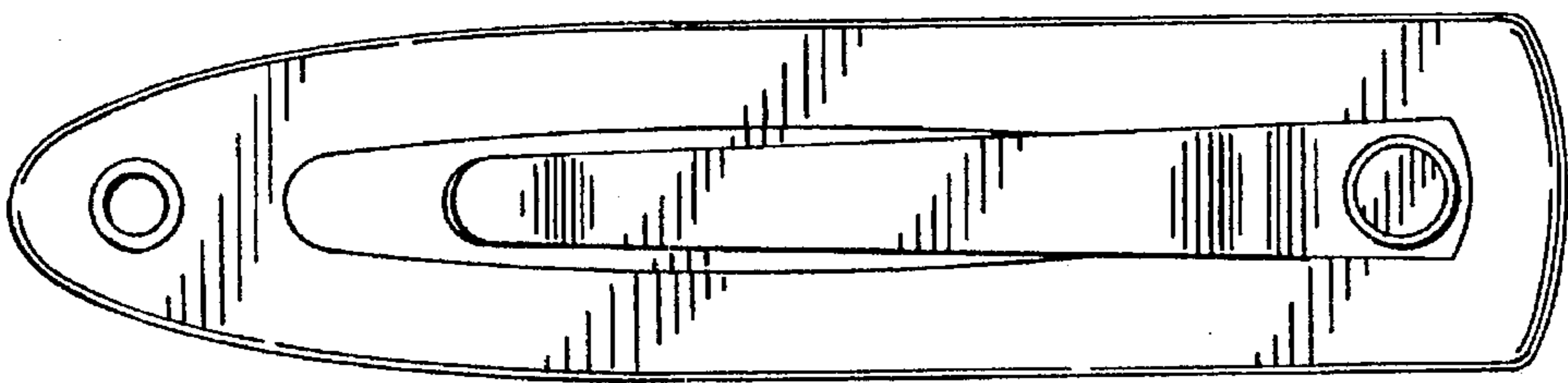


FIG. 3




FIG. 4


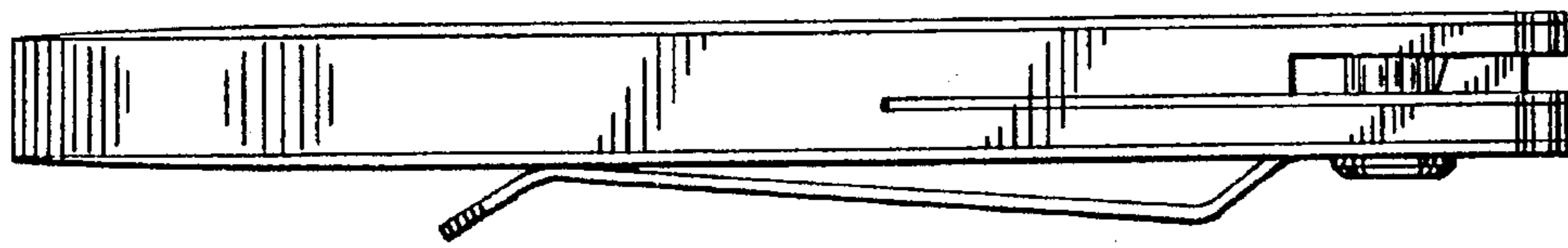


FIG. 5

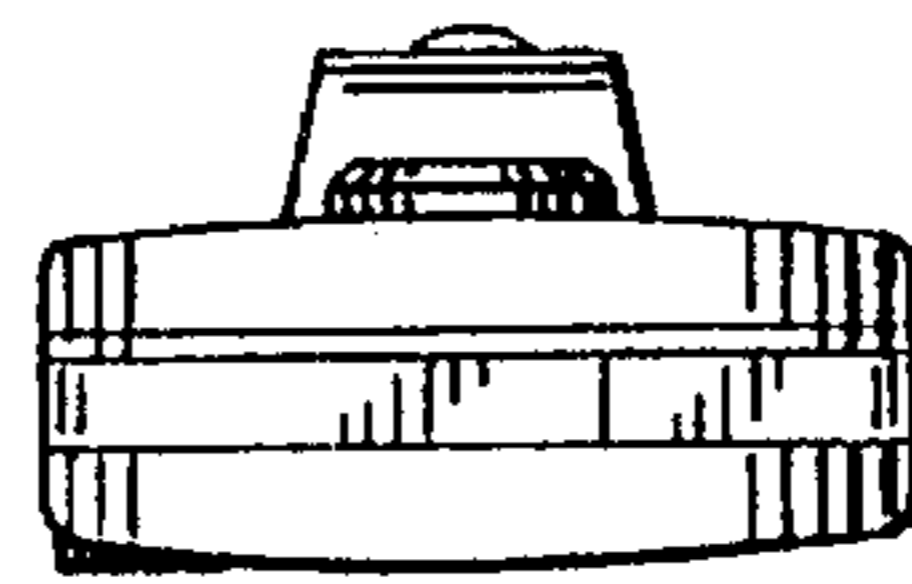


FIG. 6