



US00D375240S

**United States Patent** [19]  
**Campbell**

[11] **Patent Number:** **Des. 375,240**

[45] **Date of Patent:** **\*\*Nov. 5, 1996**

[54] **NAIL HOLDER FOR A HAMMER**

4,843,925 7/1989 Furey ..... 81/23  
5,159,858 11/1992 Gansen ..... 81/23

[76] **Inventor:** **Shawn W. Campbell**, 1800 Angela Dr.,  
Santa Cruz, Calif. 95065

*Primary Examiner*—Philip S. Hyder  
*Attorney, Agent, or Firm*—Weiner, Carrier & Burt, P.C.;  
William F. Esser; Joseph P. Carrier

[\*\*] **Term:** **14 Years**

[21] **Appl. No.:** **35,096**

[57] **CLAIM**

[22] **Filed:** **Feb. 21, 1995**

The ornamental design for a nail holder for a hammer, as shown.

[52] **U.S. Cl.** ..... **D8/80**

[58] **Field of Search** ..... D8/75, 76, 77,  
D8/78, 79, 80; 81/19, 20, 21, 22, 23, 24,  
25, 26

**DESCRIPTION**

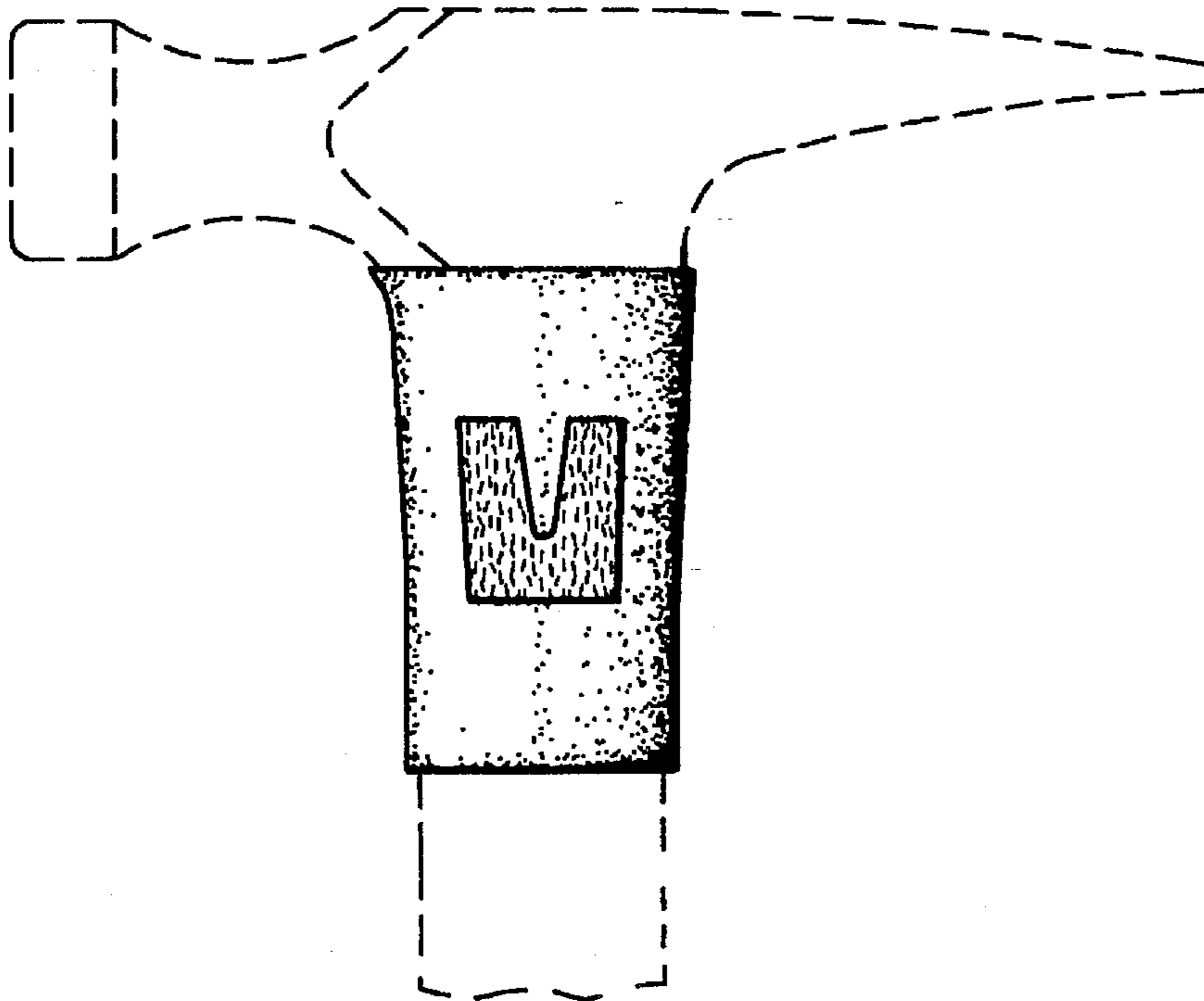
FIG. 1 is a front elevational view of a nail holder for a hammer, showing my new design, the broken line showing of the hammer being for illustrative purposes only and forming no part of the claimed design;  
FIG. 2 is a front elevational view thereof;  
FIG. 3 is a side elevational view thereof;  
FIG. 4 is a second side elevational view thereof;  
FIG. 5 is a rear elevational view thereof;  
FIG. 6 is a top plan view thereof; and,  
FIG. 7 is a bottom plan view thereof.

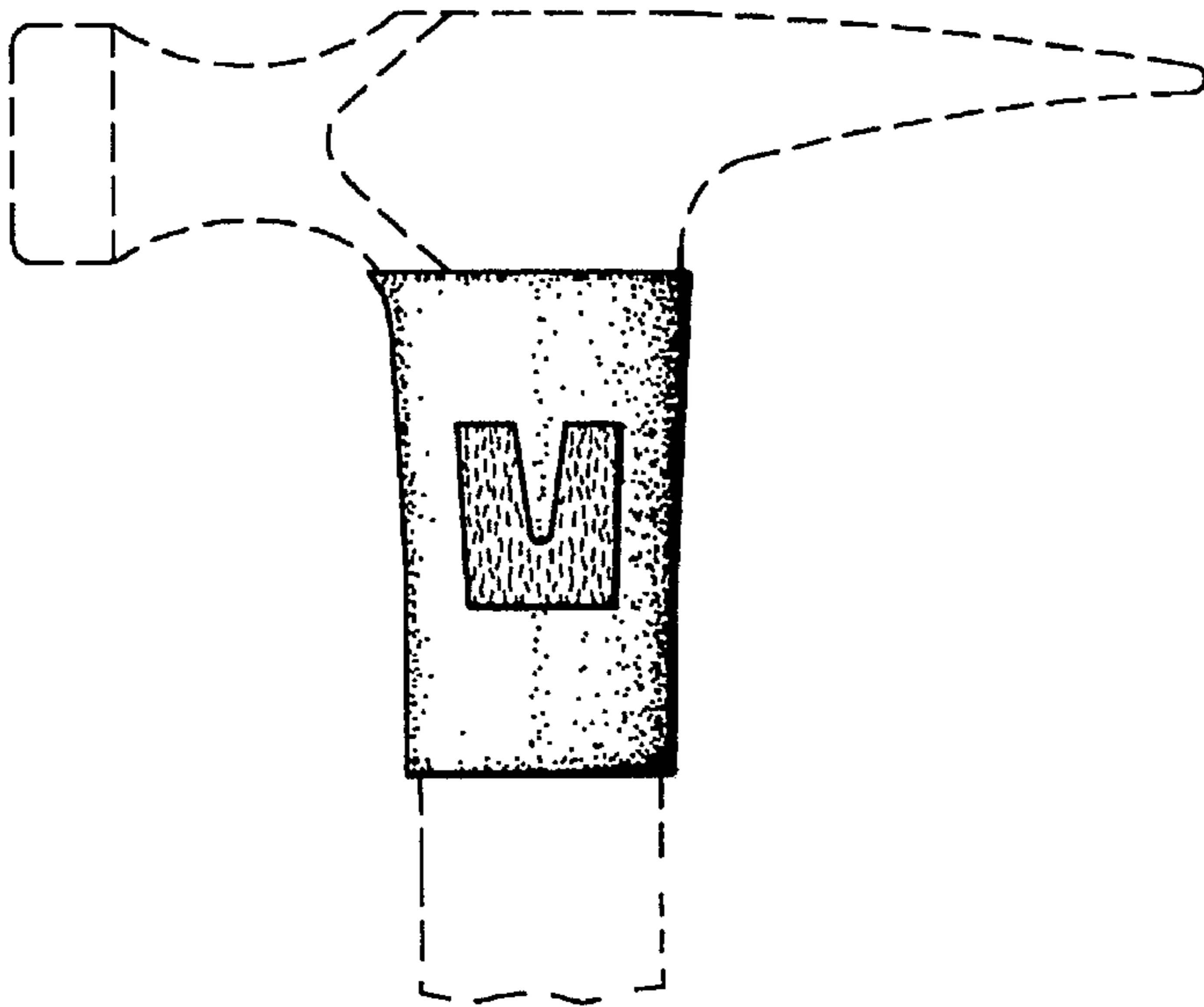
[56] **References Cited**

**U.S. PATENT DOCUMENTS**


D. 299,213	1/1989	Puntillo	.....	D8/80
D. 319,567	9/1991	Furey	.....	D8/80
D. 330,837	11/1992	Harmon	.....	D8/80
D. 331,689	12/1992	Furey	.....	D8/80
1,029,934	6/1912	Kidd	.....	81/23
2,722,251	11/1955	Dillon	.....	81/23
4,270,587	6/1981	Ludy	.....	81/23
4,798,107	1/1989	Furey	.....	81/23

**1 Claim, 1 Drawing Sheet**







**FIG. 1**



**FIG. 2**



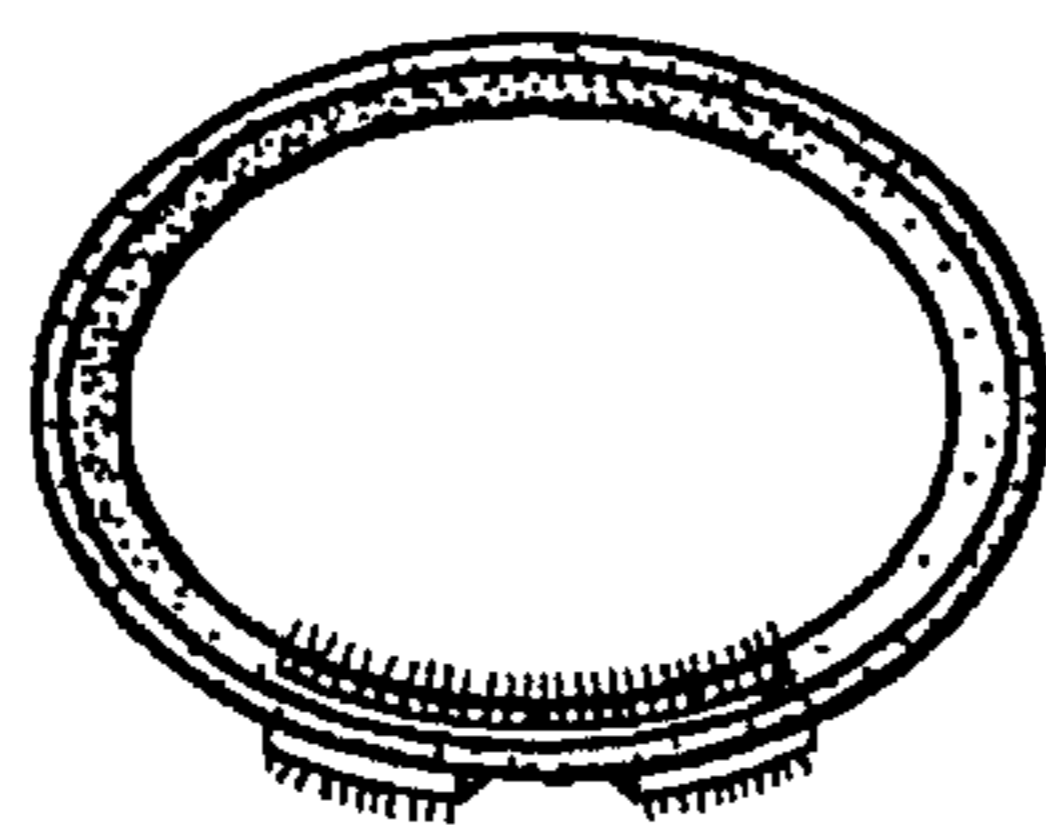
**FIG. 3**



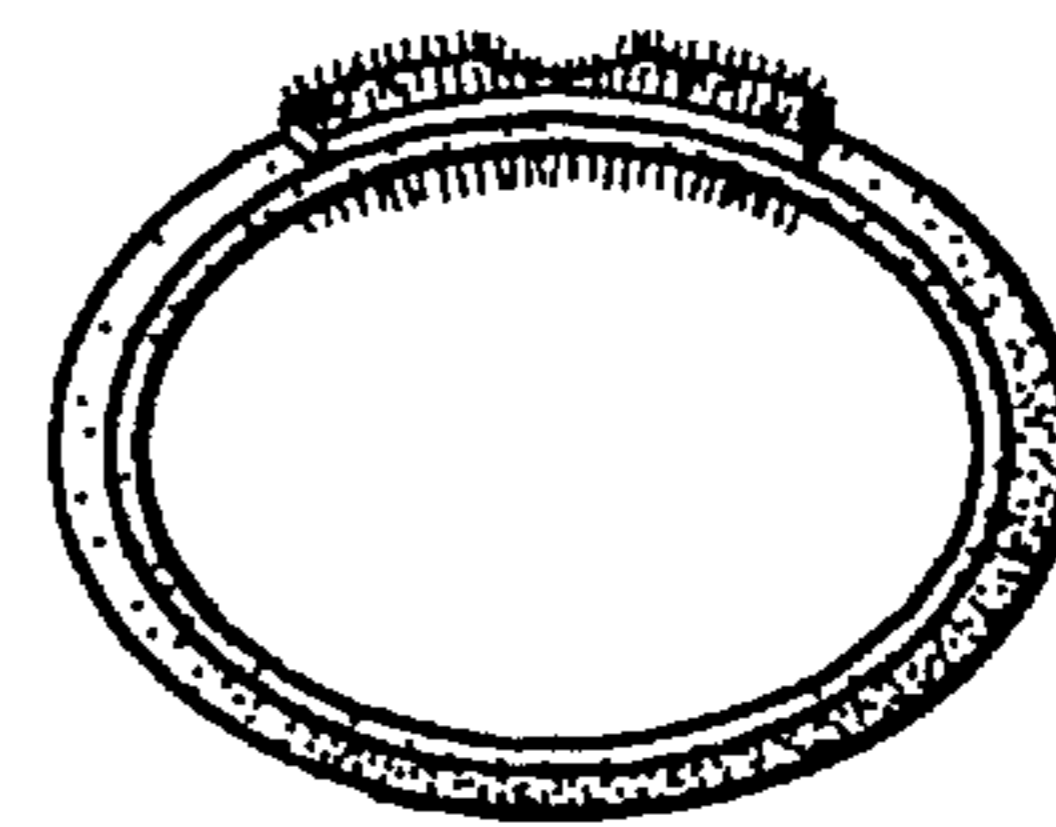
**FIG. 4**



**FIG. 5**



**FIG. 6**



**FIG. 7**