



US00D375221S

United States Patent [19]

[11] Patent Number: **Des. 375,221**

Palka

[45] Date of Patent: ****Nov. 5, 1996**

[54] **WALL LINEN CABINET**

[57] **CLAIM**

[76] Inventor: **James J. Palka**, 22351 W. Thornridge Dr., Kildeer, Ill. 60047

The ornamental design for a wall linen cabinet, as shown and described.

[**] Term: **14 Years**

DESCRIPTION

[21] Appl. No.: **44,236**

FIG. 1 is a frontal perspective view of a wall linen cabinet showing my new design;

[22] Filed: **Sep. 21, 1995**

FIG. 2 is a front elevational view of a wall linen cabinet showing my new design;

[52] U.S. Cl. **D6/561**

FIG. 3 is a right side elevational view, the left side elevational view is a mirror image thereof;

[58] Field of Search D6/553, 555, 559, D6/561, 567; 312/34.1, 34.4, 114, 224, 227, 242, 245

FIG. 4 is a top plan view;

FIG. 5 is a bottom plan view;

[56] **References Cited**

FIG. 6 is an enlarged broken profile view of a cabinet door taken in the direction of lines 6—6 of FIG. 2 to better illustrate the contour thereof; and,

U.S. PATENT DOCUMENTS


D. 260,953	9/1981	Patterson	D6/561
D. 268,387	3/1983	Paszkiwicz	D6/561
D. 290,906	7/1987	Lux	D6/561 X
D. 296,285	6/1988	Palka	D6/561

FIG. 7 is a cross-sectional view of FIG. 6 taken along lines 7—7 to better illustrate the contour thereof.

The undisclosed rear of the wall linen cabinet is unadorned and is not seen when the wall linen cabinet is in place.

Primary Examiner—Brian N. Vinson
Attorney, Agent, or Firm—August E. Roehrig, Jr.

1 Claim, 3 Drawing Sheets






FIG. 1




FIG. 2




FIG. 3

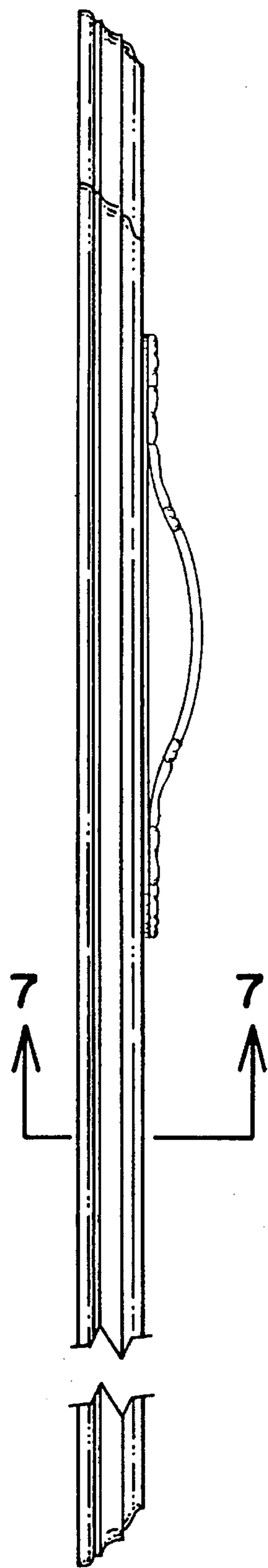


FIG. 6




FIG. 4




FIG. 5

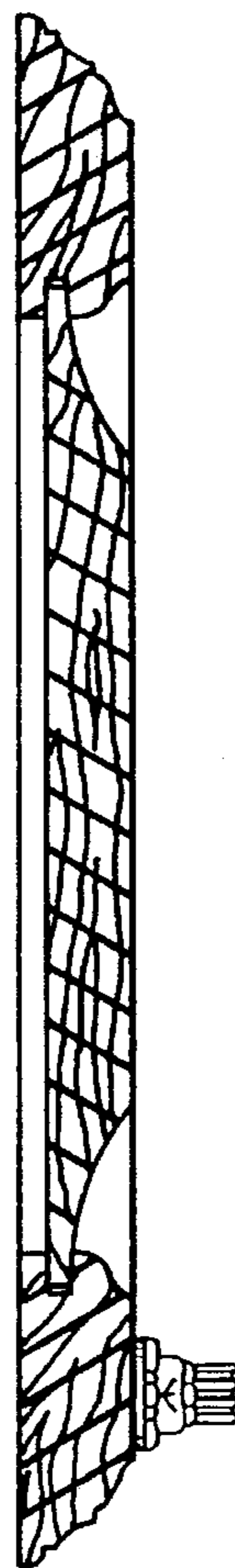


FIG. 7