



US00D375204S

United States Patent [19]
Okada

[11] **Patent Number:** **Des. 375,204**
[45] **Date of Patent:** ****Nov. 5, 1996**

[54] **ELECTRIC TOOTHBRUSH HANDLE**

[76] Inventor: **Eiji Okada**, 5-15-5, Nakanobu,
Shinagawa-ku, Tokyo, Japan

[**] Term: **14 Years**

[21] Appl. No.: **32,535**

[22] Filed: **Dec. 21, 1994**

[52] U.S. Cl. **D4/101**

[58] Field of Search D4/101, 104-114,
D4/130, 134, 138; 15/22.1, 23, 24, 28,
29, 159.1, 160, 167.1, 167.2, 143.1

[56] **References Cited**

U.S. PATENT DOCUMENTS

| | | | | |
|------------|---------|-----------------|-------|-----------|
| D. 199,521 | 10/1964 | Johnson | | D4/101 |
| D. 201,667 | 7/1965 | Morris et al. | | D4/101 |
| 4,374,354 | 2/1983 | Petrovic et al. | | 15/22.1 X |
| 5,072,477 | 12/1991 | Pai | | 15/22.1 |
| 5,383,242 | 1/1995 | Bigler et al. | | 15/22.1 |

Primary Examiner—A. Hugo Word
Assistant Examiner—Lavone D. Tabor

Attorney, Agent, or Firm—Flynn, Thiel, Boutell & Tanis,
P.C.


[57] **CLAIM**

The ornamental design of an electric toothbrush handle, as shown and described.

DESCRIPTION

FIG. 1 is a perspective view showing the electric toothbrush handle of my design;
FIG. 2 is a front elevational view thereof, the rear elevational view being identical thereto;
FIG. 3 is a right side elevational view thereof, the left side being identical thereto;
FIG. 4 is a fragmentary sectional view taken along line 4—4 in FIG. 6;
FIG. 5 is a top view thereof;
FIG. 6 is a bottom view thereof; and,
FIG. 7 is a view like FIG. 2 but showing in broken lines a removable toothbrush mounted thereon.
The broken line showing of the toothbrush in FIG. 7 is for environmental purposes only and forms no part of the claimed design.

1 Claim, 1 Drawing Sheet






FIG. 1




FIG. 2




FIG. 3

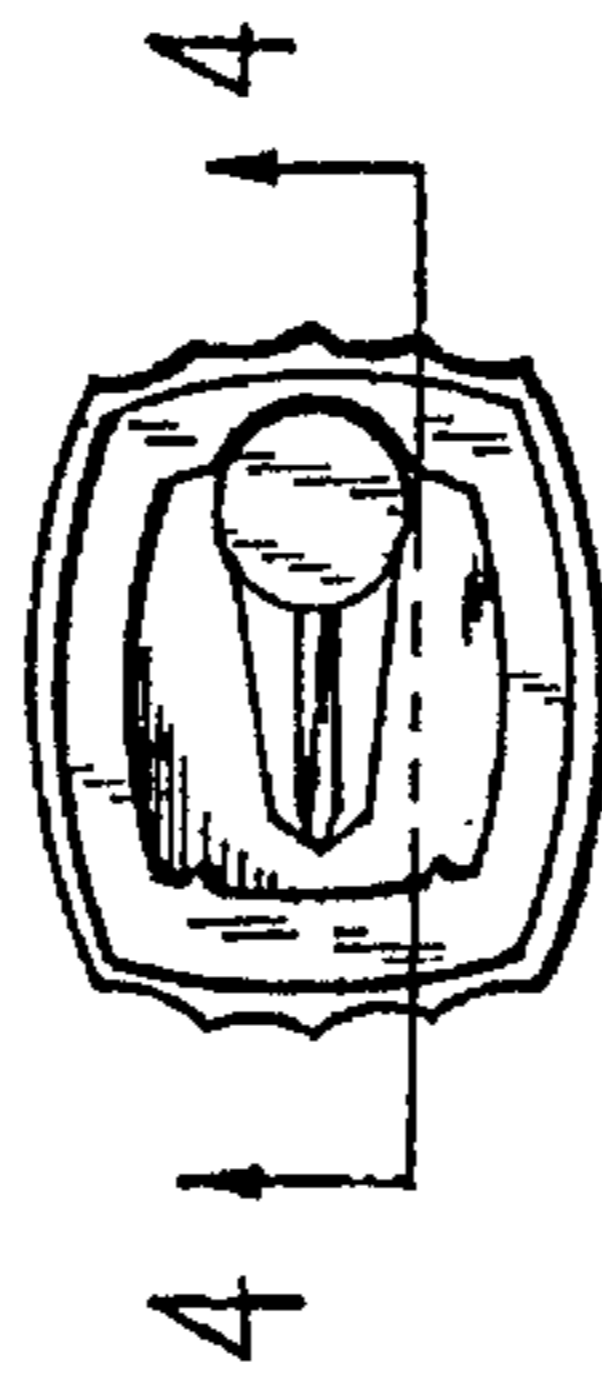


FIG. 4

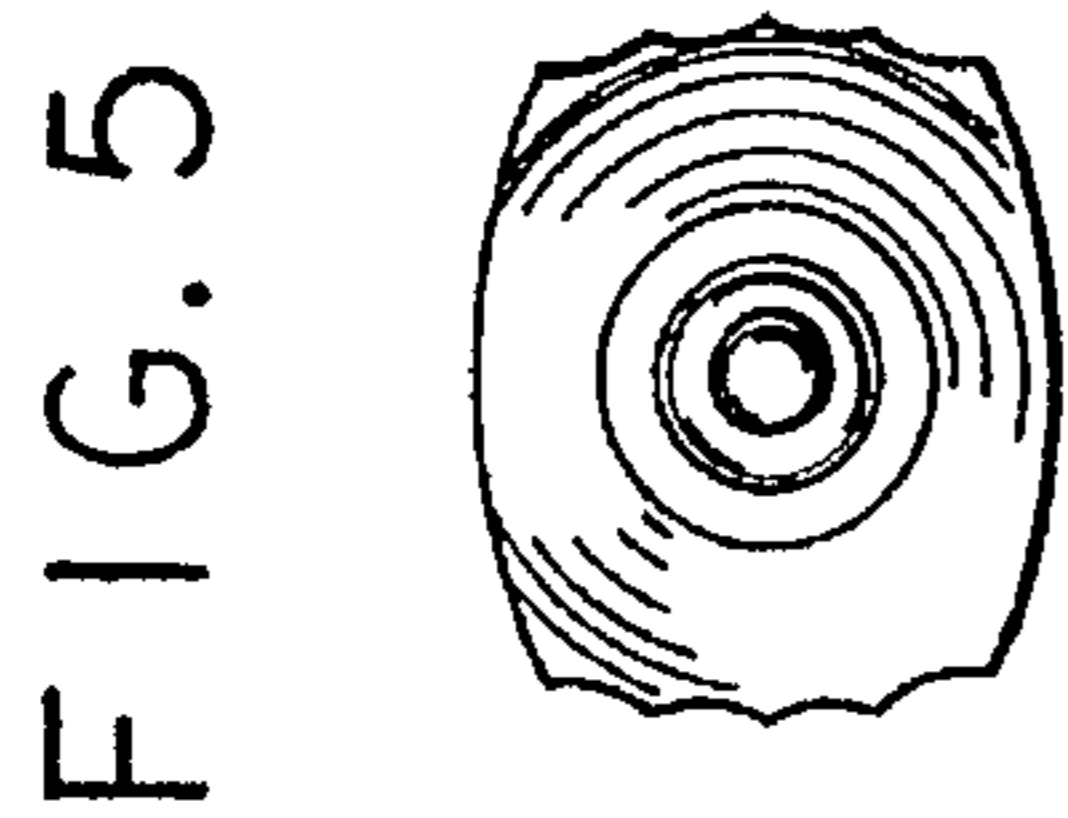



FIG. 6

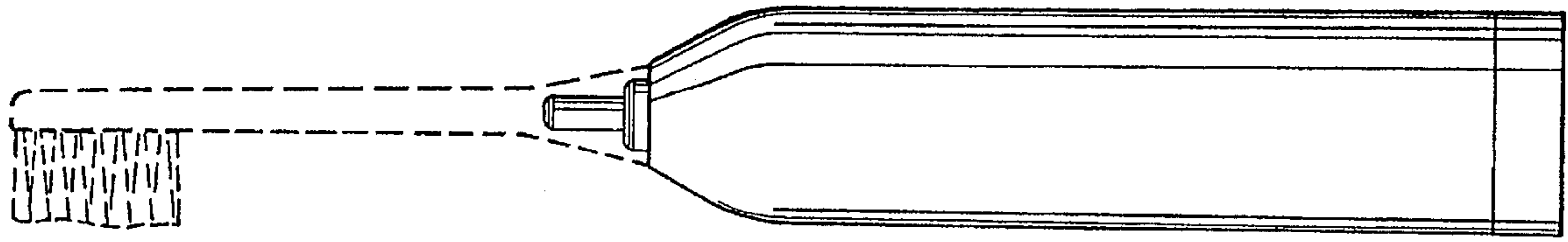


FIG. 7