



US00D375194S

United States Patent [19] Teague

[11] Patent Number: **Des. 375,194**

[45] Date of Patent: ****Nov. 5, 1996**

[54] **SIDE ELEMENT OF A SHOE UPPER**

[75] Inventor: **Tracy L. Teague**, Aloha, Oreg.

[73] Assignee: **Nike, Inc.**, Beaverton, Oreg.

[**] Term: **14 Years**

[21] Appl. No.: **46,337**

[22] Filed: **Nov. 13, 1995**

[52] U.S. Cl. **D2/972**

[58] Field of Search D2/902, 972, 970;
36/3 A, 45, 50.1, 51, 83, 114, 129; 24/712,
712.1, 712.3, 713.4, 714.6, 714.7

[56] **References Cited**

U.S. PATENT DOCUMENTS

178,092	5/1876	Vitt	24/714.6 X
181,948	9/1876	Kleinschuster	24/714.6
D. 284,329	6/1986	Rolando .	
D. 292,241	10/1987	Selbiger et al. .	
D. 300,385	3/1989	Backus .	
D. 306,370	3/1990	Selbiger et al. .	
D. 310,442	9/1990	Hatfield .	
D. 311,268	10/1990	Hatfield .	
D. 319,529	9/1991	Hatfield .	
D. 344,397	2/1994	Zelenko .	
D. 346,899	5/1994	Hatfield et al. .	
D. 347,317	5/1994	Avar	D2/902 X
D. 347,938	6/1994	Smith .	
D. 348,561	7/1994	Lozano .	
D. 348,978	7/1994	Avar .	
D. 351,941	11/1994	Avar .	
D. 354,163	1/1995	Hatfield	D2/970
D. 355,296	2/1995	Greene .	
D. 356,439	3/1995	Teague .	
D. 361,425	8/1995	Backus .	
D. 362,111	9/1995	Avar .	

OTHER PUBLICATIONS

Nike Footwear Catalog, Late Spring 1994, p. 2, published Sep. 1993.

Nike Footwear Catalog, Spring 1991, p. 28, published Jun. 1990.

Nike Footwear Catalog, Spring 1990, p. 22, published Jun. 1989.

Nike Footwear Catalog, Spring 1996, p. 46, published Jun. 1995.

Nike Footwear Catalog, Holiday 1995, pp. 13 & 20, published Mar. 1995.

Nike Footwear Catalog, Fall 1995, p. 24, published Nov. 1994.

Nike Footwear Catalog, Holiday 1994, p. 18, published Mar. 1994.

Nike Footwear Catalog, Fall 1994, p. 32, published Nov. 1993.

Primary Examiner—Dominic Simone

Attorney, Agent, or Firm—Banner & Allegretti, Ltd.

[57] **CLAIM**

The ornamental design for a side element of a shoe upper, as shown and described.

DESCRIPTION

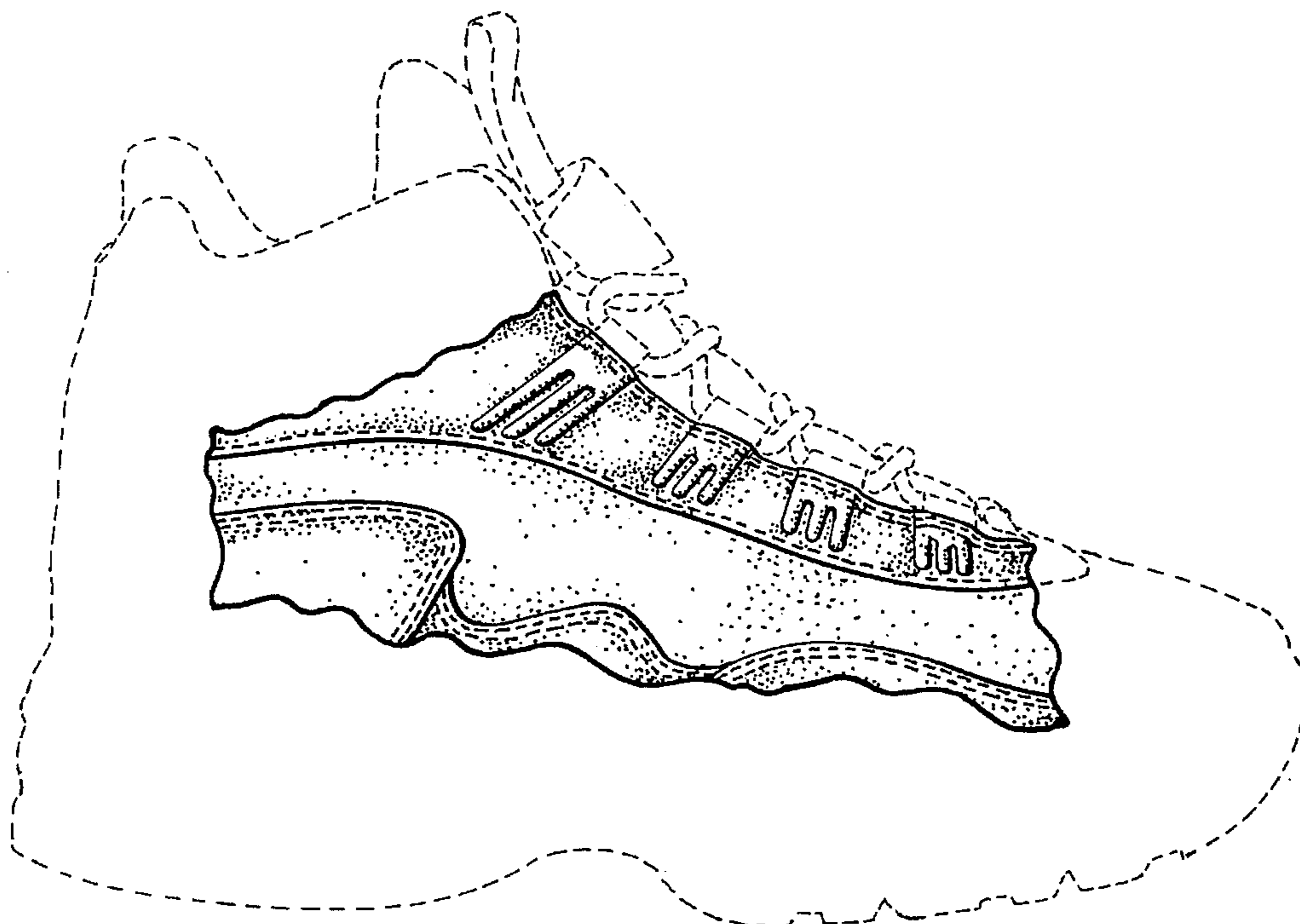
FIG. 1 is a side elevational view of a shoe upper having a side element showing my new design;

FIG. 2 is a front elevational view of the shoe upper having the side element shown in FIG. 1; and,

FIG. 3 is a top plan view of the shoe upper having the side element shown in FIG. 1.

The broken line showing of a shoe sole and the remainder of the shoe upper is for illustrative purposes and forms no part of the claimed design.

1 Claim, 2 Drawing Sheets



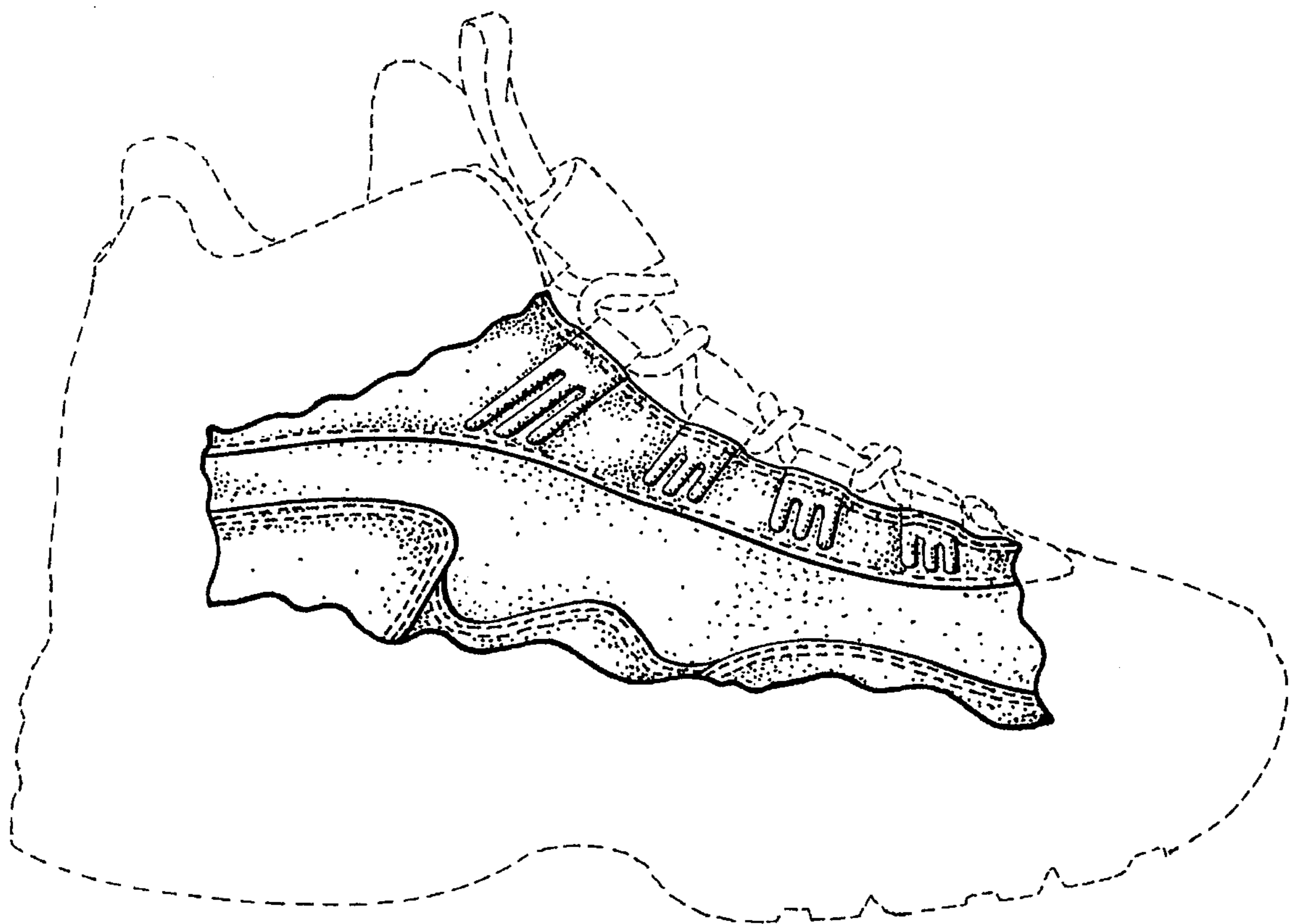


FIG. 1

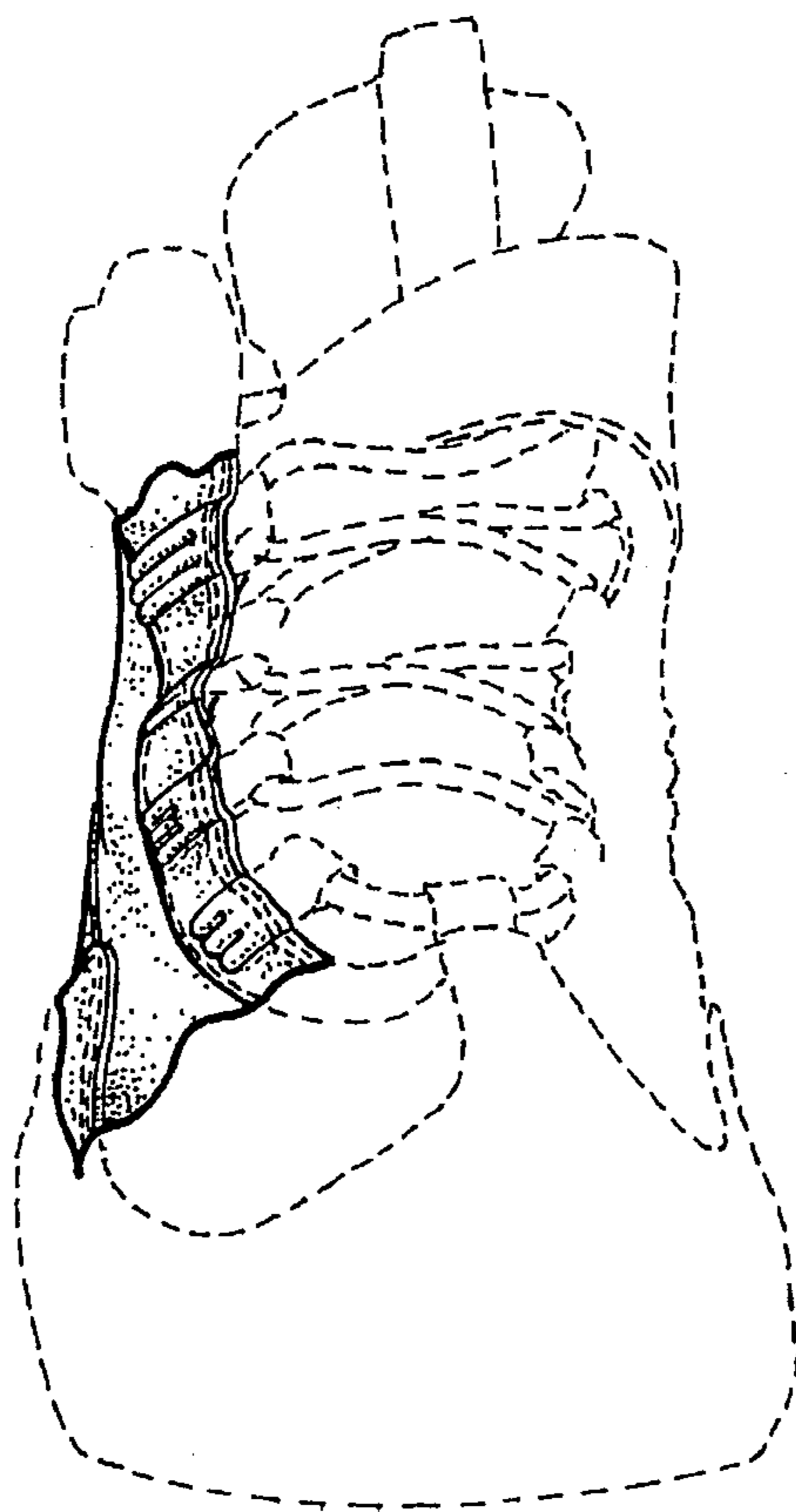


FIG. 2




FIG. 3