



US00D375184S

# United States Patent [19]

[11] Patent Number: **Des. 375,184**

Hickli et al.

[45] Date of Patent: **\*\*Nov. 5, 1996**

[54] **BABY CARRIER**

4,901,898 2/1990 Colombo ..... 224/159  
5,195,666 3/1993 Yamaguchi et al. .... D3/214

[76] Inventors: **Frank Hickli; C. Leanne Hickli**, both  
of 256 Pensville Close S.E., Calgary,  
Alberta, Canada, T2A 5N3

*Primary Examiner*—Celia Murphy  
*Attorney, Agent, or Firm*—George H. Dunsmuir

[\*\*] Term: **14 Years**

## [57] CLAIM

[21] Appl. No.: **31,177**

The ornamental design for a baby carrier, as shown and described.

[22] Filed: **Nov. 21, 1994**

## DESCRIPTION

[52] U.S. Cl. .... **D3/213; D3/214**

[58] Field of Search ..... D2/827; D3/213,  
D3/214, 216; 224/159, 269

FIG. 1 is a perspective view of a baby carrier showing our new design, the broken lines showing a mother and child being for illustrative purposes only and forming no part of the claimed design;

## [56] References Cited

### U.S. PATENT DOCUMENTS

D. 252,958	9/1979	Tatum	.....	D3/214
D. 282,697	2/1986	Allen	.....	D3/214
D. 284,429	7/1986	Vasquez	.....	D3/214
D. 284,525	7/1986	LeMaistre	.....	D3/214
4,319,704	3/1982	Rosen	.....	224/269
4,544,088	10/1985	Redling	.....	D3/214
4,790,459	12/1988	Moseley	.....	224/159

FIG. 2 is a right side elevational view thereof;

FIG. 3 is a left side elevational view thereof;


FIG. 4 is a front elevational view thereof;

FIG. 5 is a rear elevational view thereof;

FIG. 6 is a top plan view thereof; and,

FIG. 7 is a bottom plan view thereof.

**1 Claim, 3 Drawing Sheets**






FIG. 1




FIG. 2

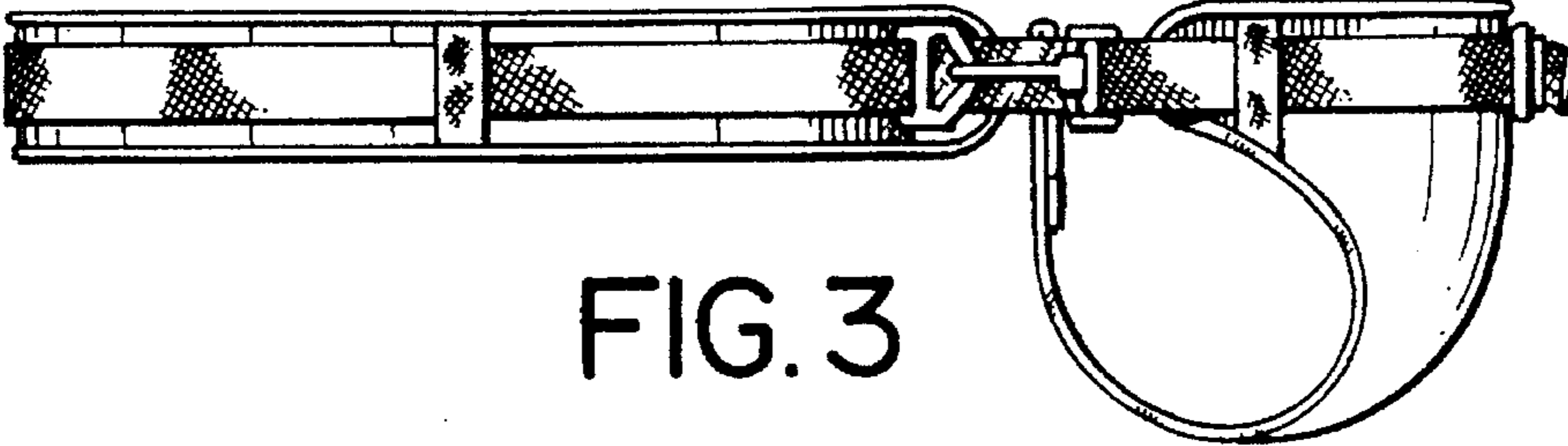


FIG. 3

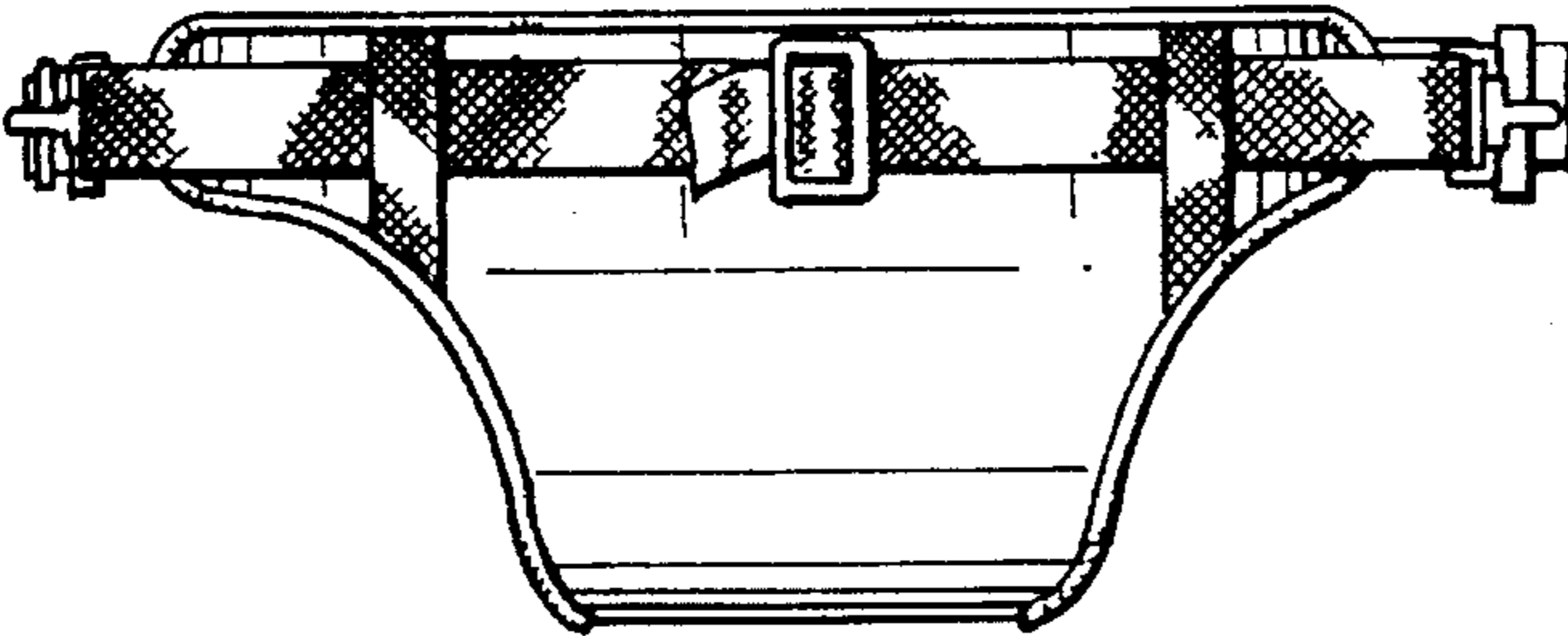


FIG. 4




FIG. 5

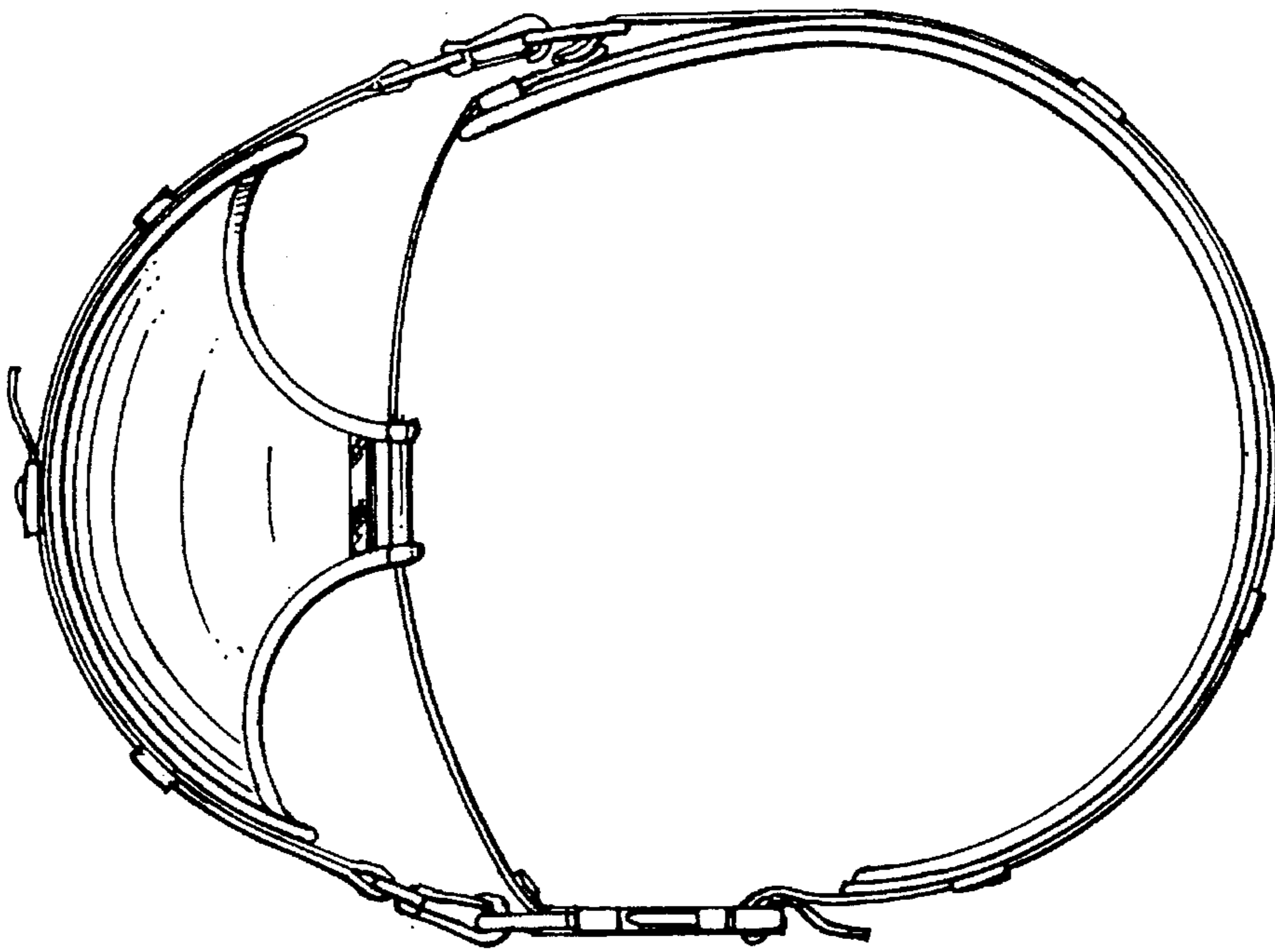


FIG. 6

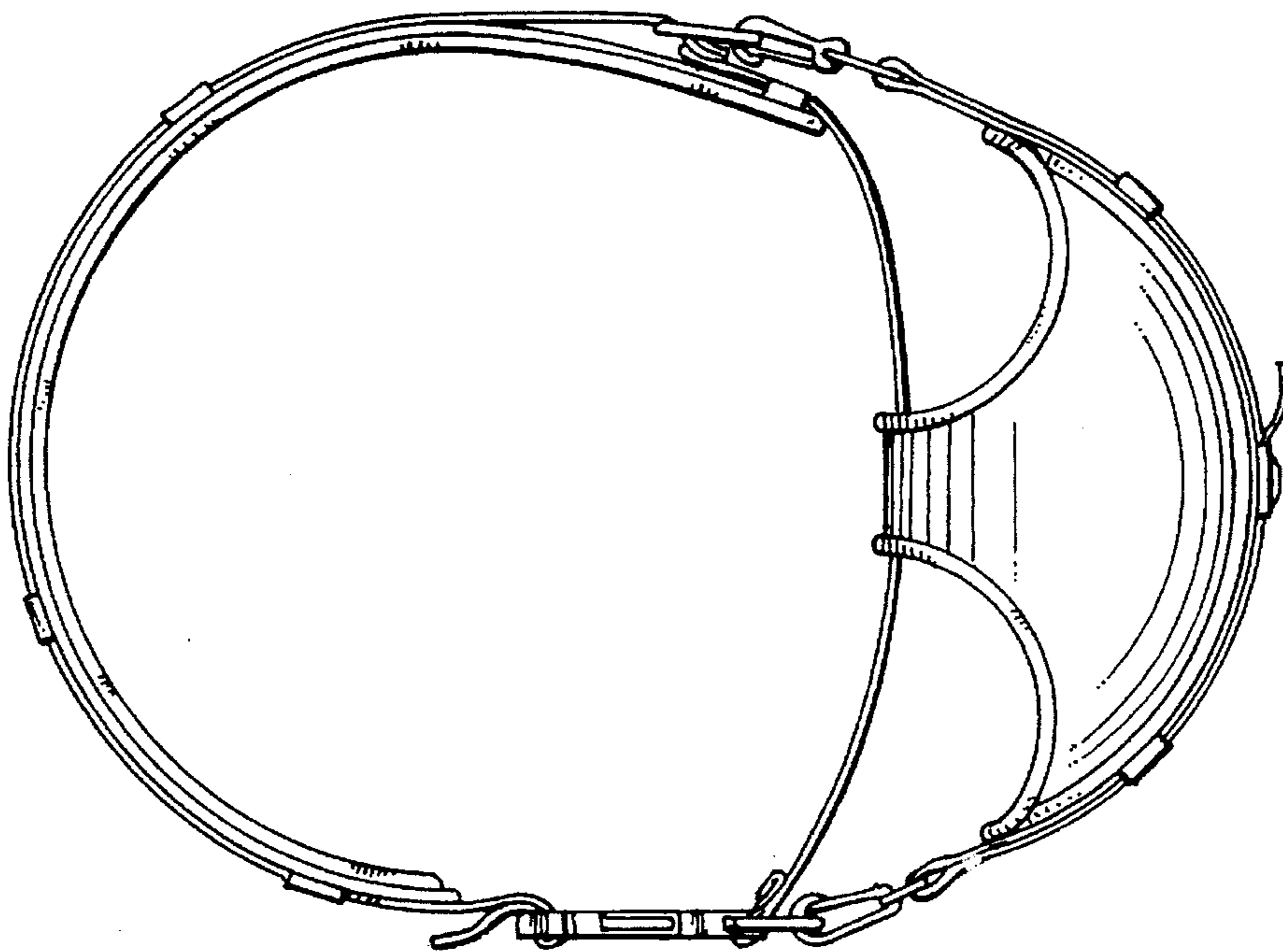


FIG. 7