



US00D375150S

United States Patent [19]
Wainer

[11] **Patent Number: Des. 375,150**
[45] **Date of Patent: **Oct. 29, 1996**

[54] **GASKET**
[75] **Inventor: Lilian E. Wainer**, Newark, Del.
[73] **Assignee: W. L. Gore & Associates**, Newark, Del.
[**] **Term: 14 Years**
[21] **Appl. No.: 41,590**
[22] **Filed: Jul. 18, 1995**
[52] **U.S. Cl. D23/269**
[58] **Field of Search D23/269, 261; D24/194; 277/11, 207 A, 207 R**

5,362,115 11/1994 Carr 277/207 A

FOREIGN PATENT DOCUMENTS

842245 7/1960 United Kingdom 277/207 A

Primary Examiner—Louis S. Zarfes
Assistant Examiner—Gregory Andoll
Attorney, Agent, or Firm—Victor M. Genco, Jr.

[57] **CLAIM**

The ornamental design for a gasket, as shown and described.

DESCRIPTION

FIG. 1 is a perspective view of a gasket showing my new design;

FIG. 2 is a front view thereof, which is a mirror image of a rear view thereof (not shown);

FIG. 3 is a top view thereof;

FIG. 4 is a bottom view thereof; and,

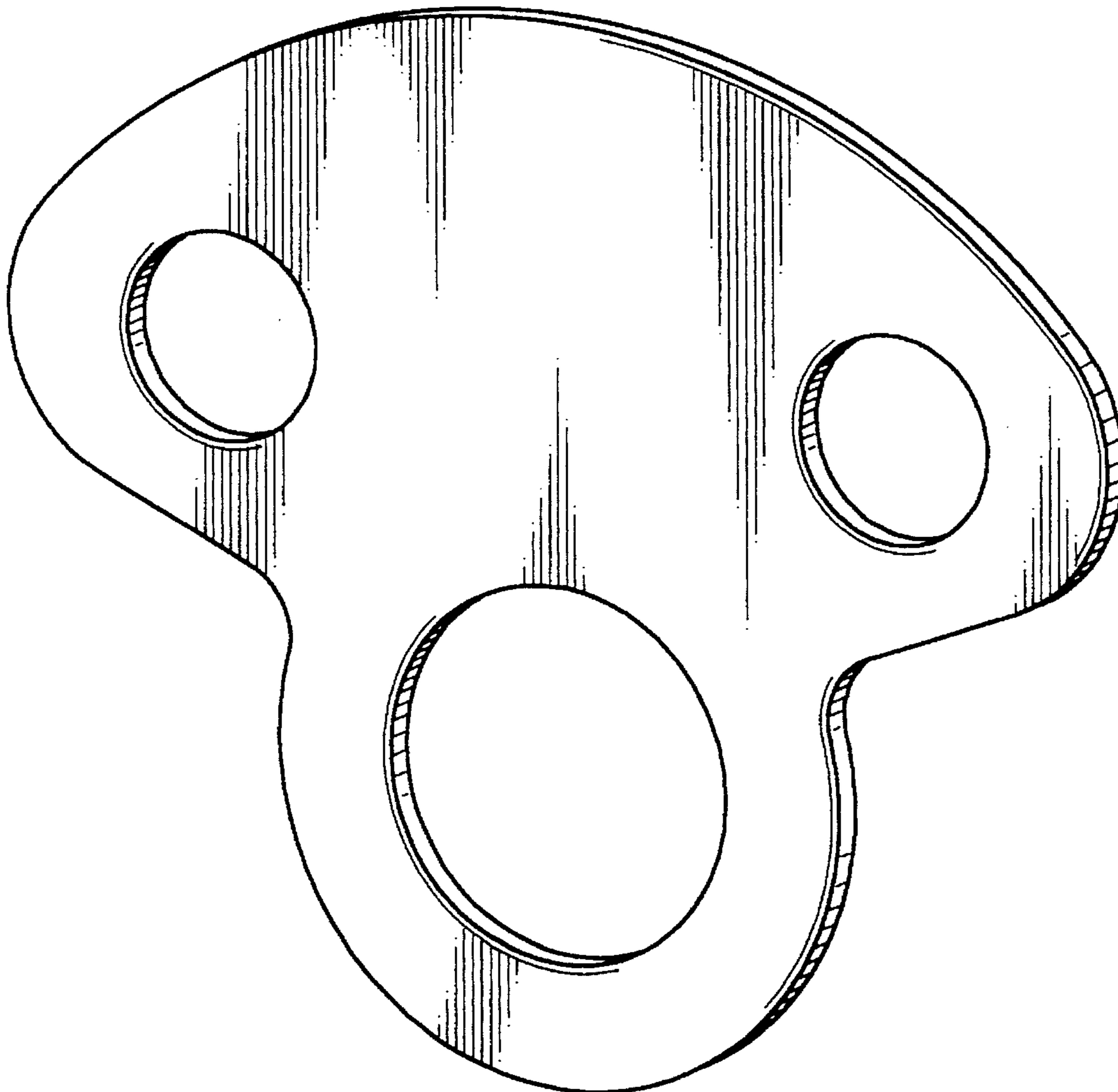
FIG. 5 is a left side view thereof, which is a mirror image of a right side view (not shown).

[56] **References Cited**

U.S. PATENT DOCUMENTS

D. 139,389	11/1944	Kasen	D24/194
D. 180,194	4/1957	Miller	D23/261
D. 332,302	1/1993	Brown	D23/261
1,942,704	1/1934	Hubbard et al.	277/11
5,002,165	3/1991	Organ	277/207 R
5,096,209	3/1992	Ross	277/207 A

1 Claim, 2 Drawing Sheets



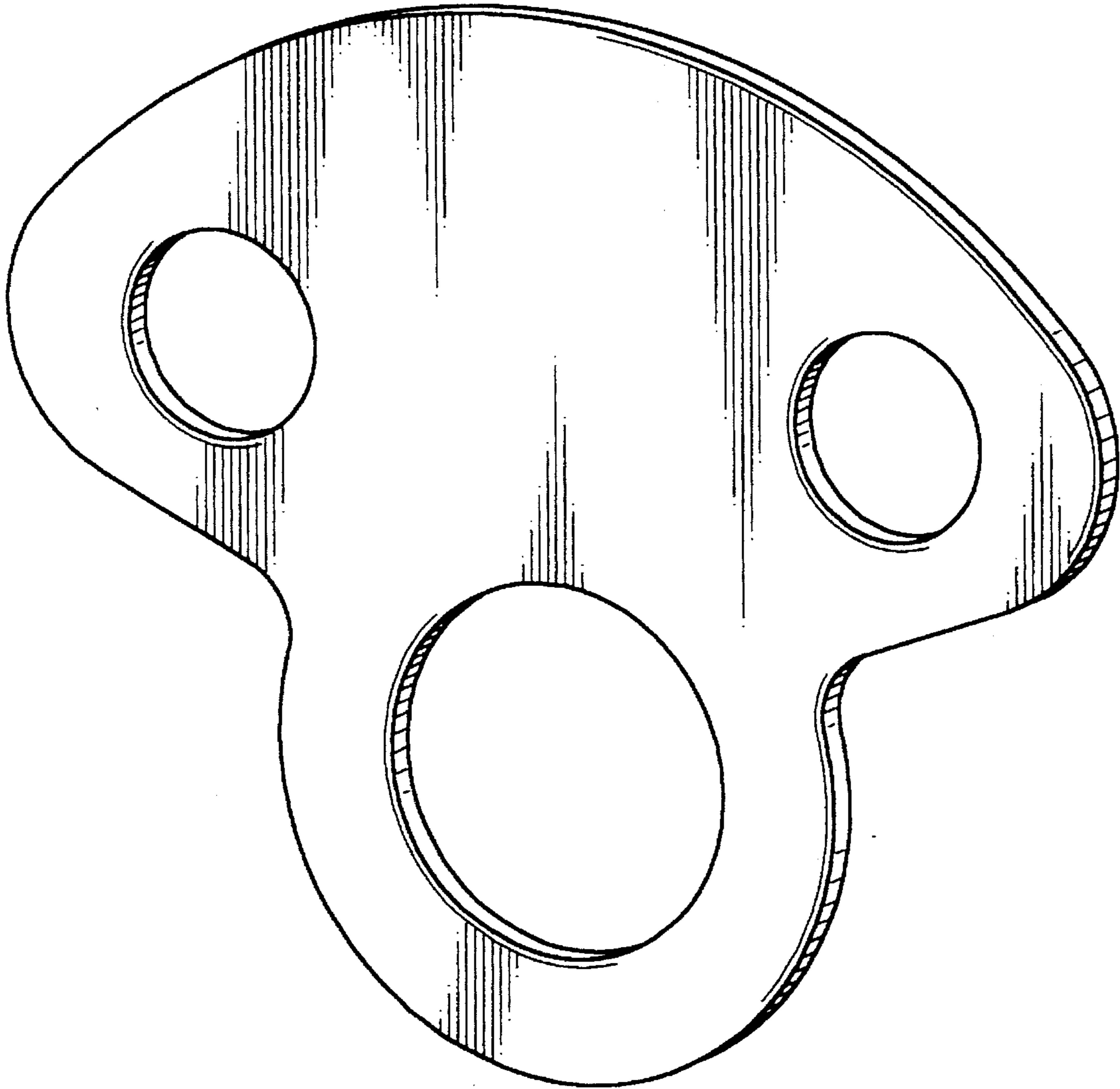


Fig. 1



Fig. 3

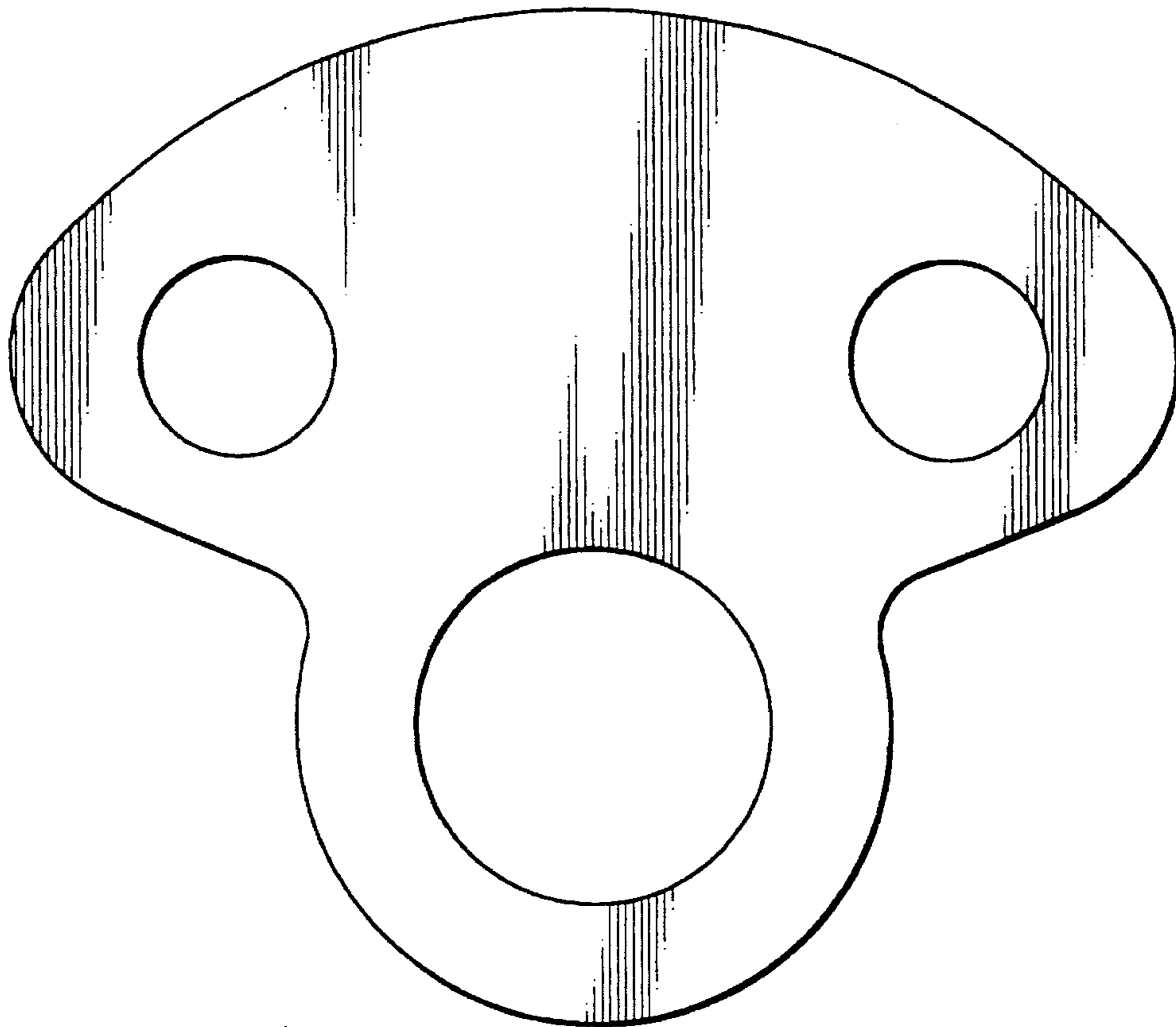


Fig. 5

Fig. 2



Fig. 4