



US00D375137S

United States Patent [19]

Bussard

[11] Patent Number: **Des. 375,137**

[45] Date of Patent: ****Oct. 29, 1996**

[54] **SPINNER FISHING LURE**

[76] Inventor: **Harry Bussard**, P.O. Box 13, Stuarts Draft, Va. 24477

[**] Term: **14 Years**

[21] Appl. No.: **38,191**

[22] Filed: **Apr. 24, 1995**

[52] U.S. Cl. **D22/129**

[58] Field of Search D22/126, 128, D22/129; 43/42.13, 42.28, 42.14, 42.19, 42.11, 42.5, 42.17, 42.15, 42.16, 42.31, 42.33

[56] **References Cited**

U.S. PATENT DOCUMENTS

D. 258,378	2/1981	Hervin	D22/129
D. 323,696	2/1992	Gentry	D22/129
D. 326,497	5/1992	Greve	D22/129
1,832,768	11/1931	Davenport	43/42.13
1,948,823	2/1934	Lissy	43/42.13
2,203,473	6/1940	Shannon	43/42.13
3,118,244	1/1964	Coburn	43/42.13
3,808,726	5/1974	Flannagan, Jr.	43/42.13

3,897,647	8/1975	Black	43/42.38
4,012,862	3/1977	Dubois	43/42.06
4,033,065	7/1977	Shannon	43/42.14 X
4,209,932	7/1980	Pate	43/42.13 X
4,884,358	12/1989	Grove et al.	43/42.13
5,138,789	8/1992	Hood	43/42.13
5,412,899	5/1995	Rebouc	43/42.11 X

Primary Examiner—Doris V. Coles
Attorney, Agent, or Firm—John Gugliotta

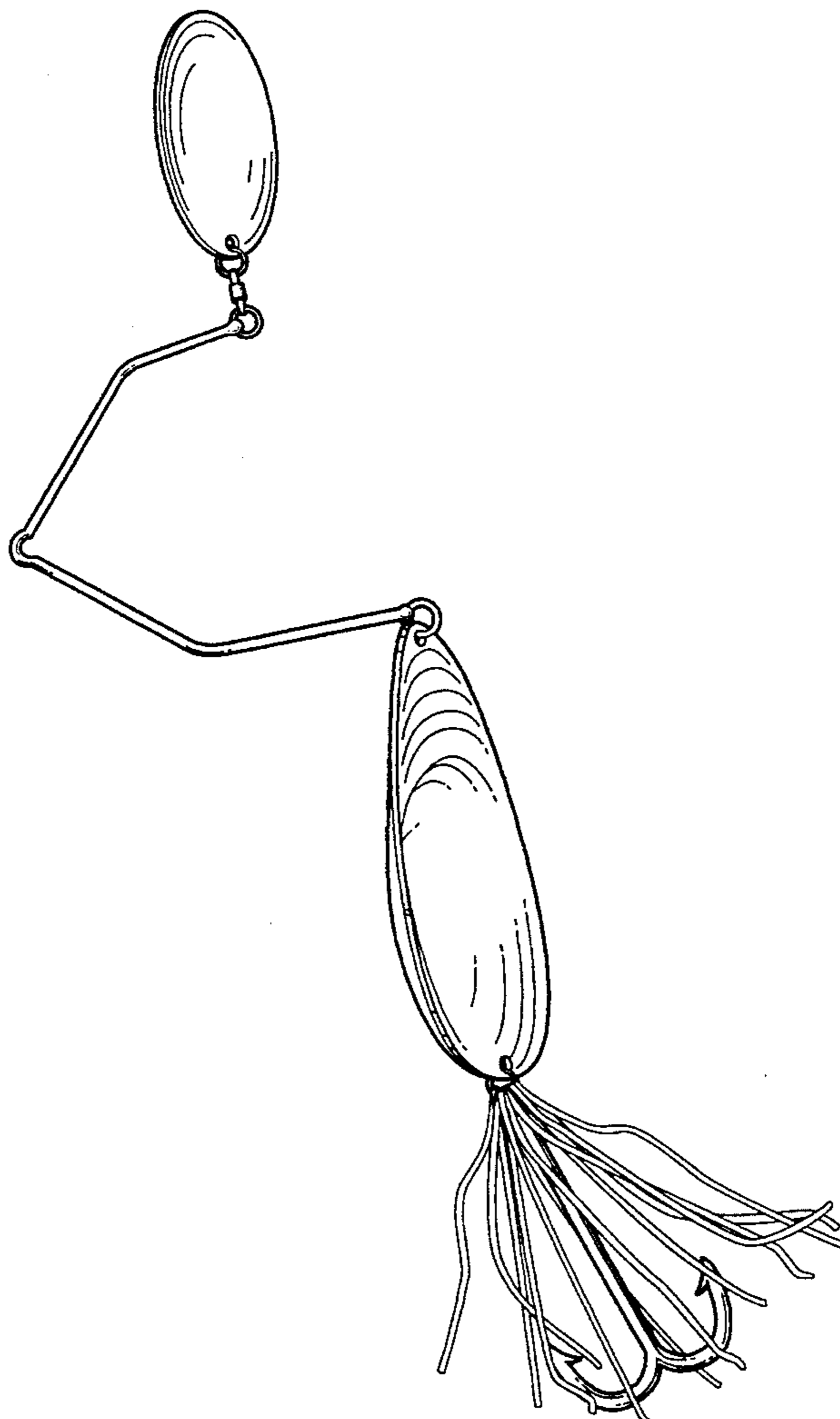
[57] **CLAIM**

The ornamental design for the spinner fishing lure, as shown and described.

DESCRIPTION

FIG. 1 is a front and right side perspective view of a spinner fishing lure showing my new design; FIG. 2 is a right side elevational view thereof, with the left side constituting a mirror-image of the right side; FIG. 3 is a rear elevational view thereof; FIG. 4 is a front elevational view thereof; FIG. 5 is a top plan view thereof; and, FIG. 6 is a bottom plan view thereof.

1 Claim, 3 Drawing Sheets



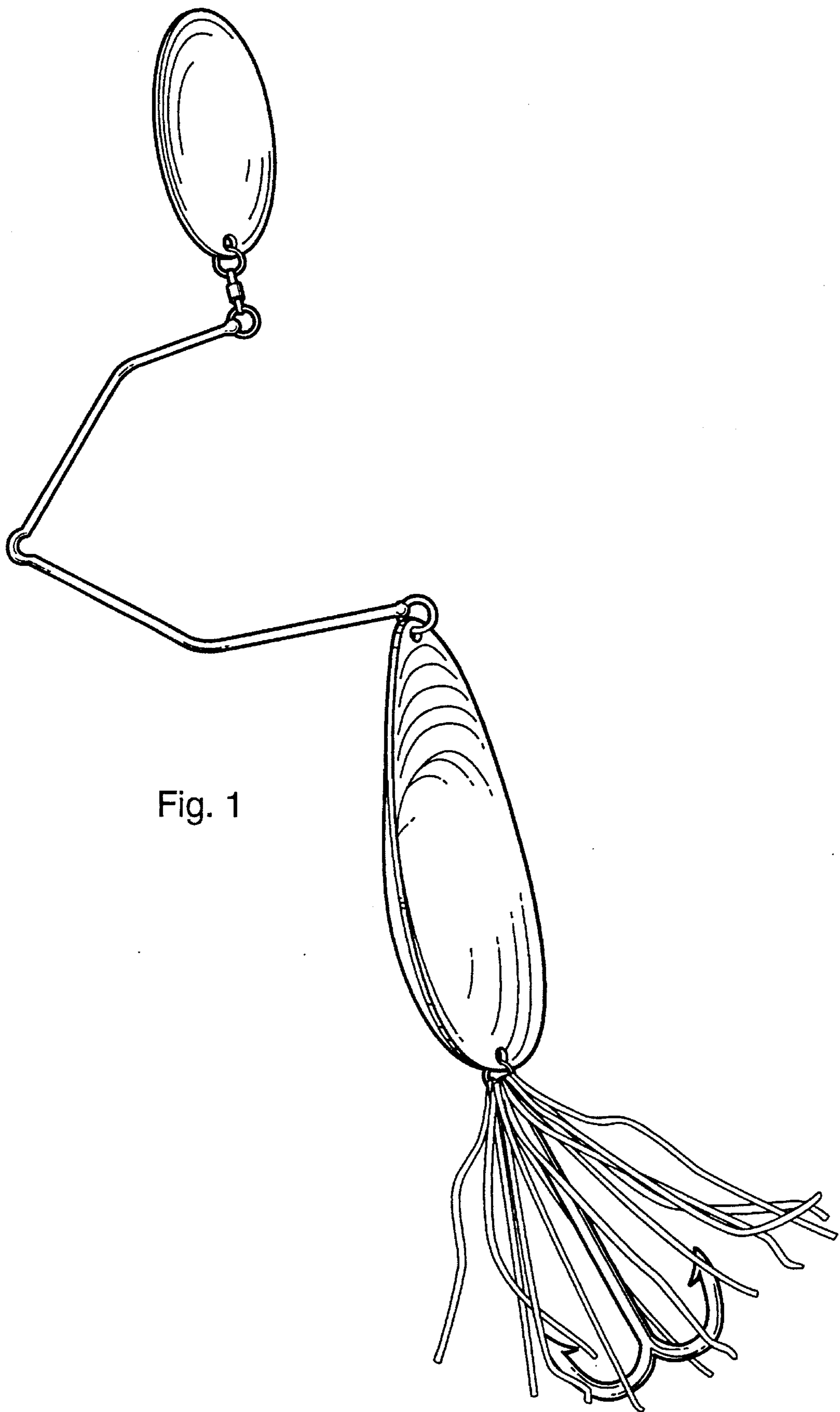


Fig. 1

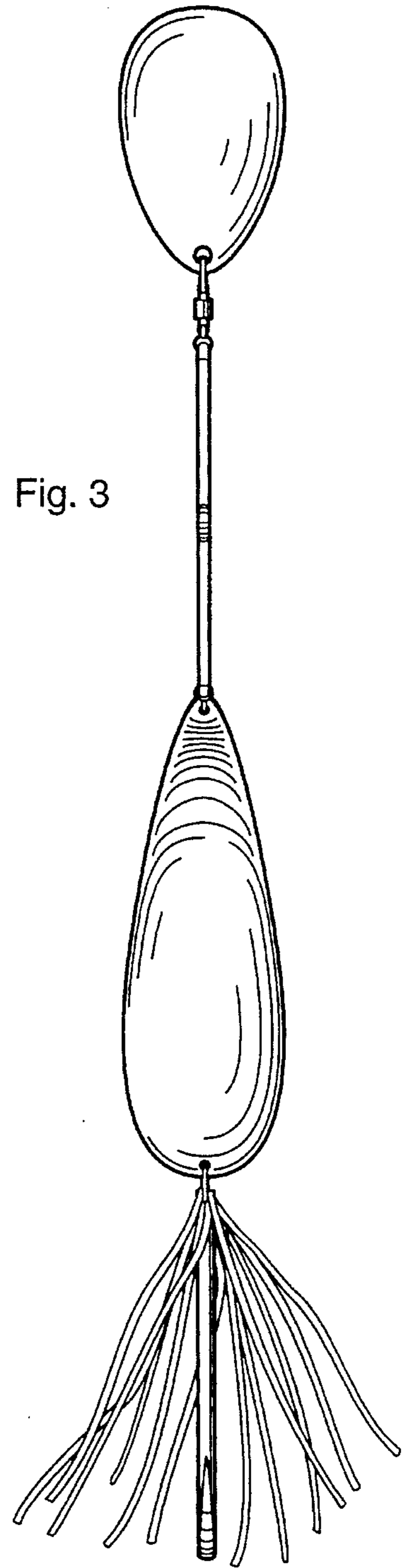
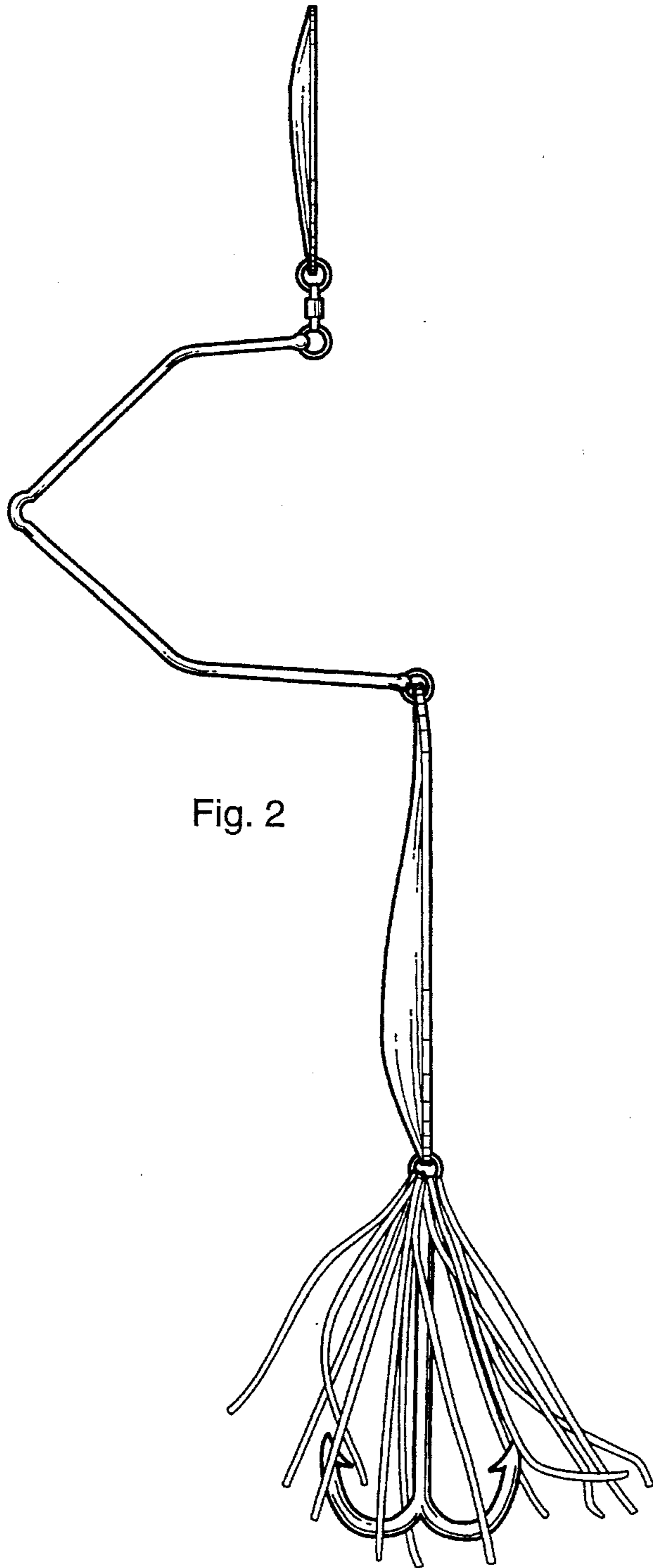


Fig. 4

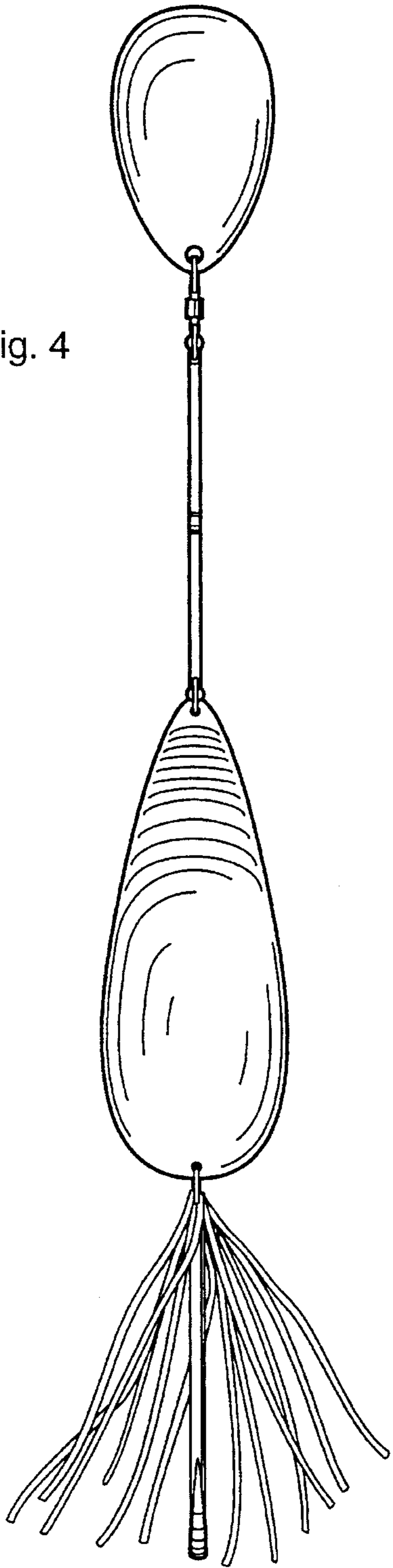


Fig. 5

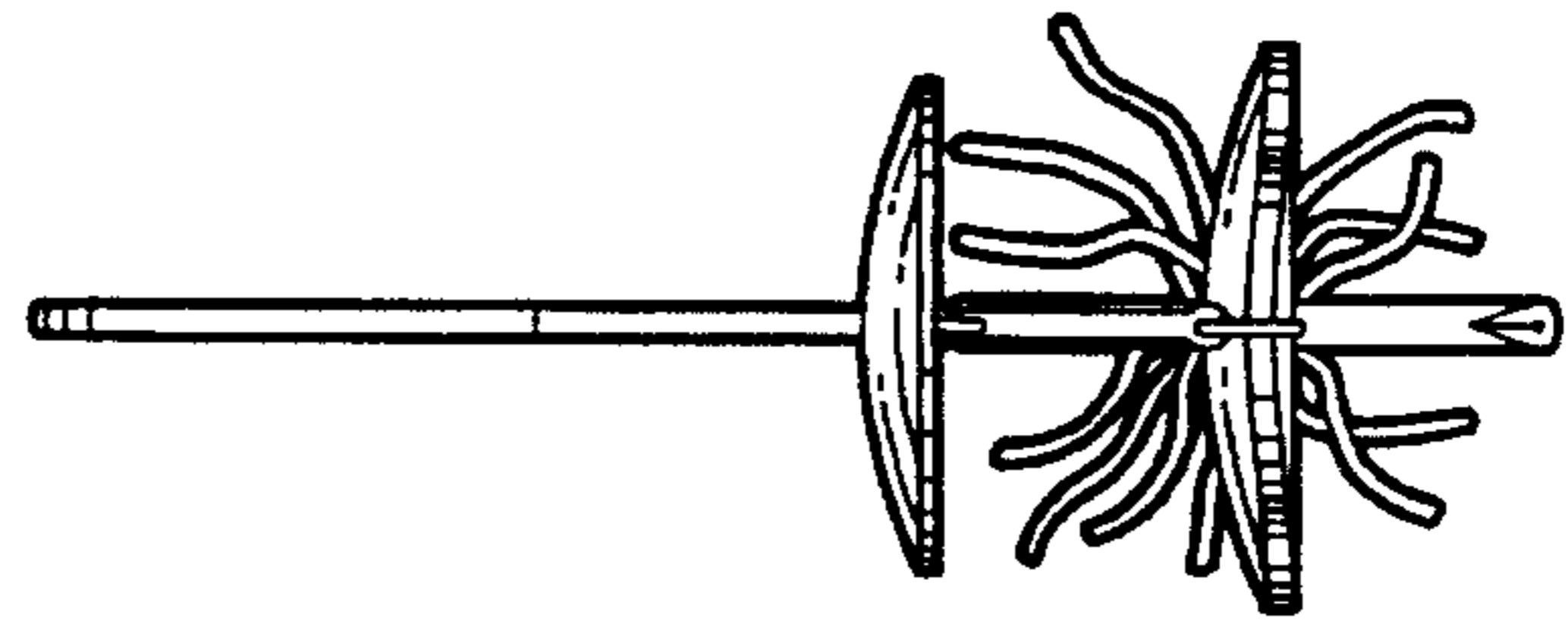


Fig. 6

