



US00D375122S

United States Patent [19] Sisilli

[11] Patent Number: **Des. 375,122**

[45] Date of Patent: ****Oct. 29, 1996**

[54] **BUSINESS FORM**

[75] Inventor: **Jeffrey M. Sisilli**, North Hollywood, Calif.

[73] Assignee: **The Reynolds and Reynolds Company**, Dayton, Ohio

[**] Term: **14 Years**

[21] Appl. No.: **38,383**

[22] Filed: **May 4, 1995**

[52] U.S. Cl. **D19/1**

[58] Field of Search D10/1, 2, 5, 6;
283/61, 62, 66.1, 117, 63.1; 281/41, 3.1;
229/68 R, 92.3

[56] **References Cited**

U.S. PATENT DOCUMENTS

D. 130,021	10/1941	Hamilton, Jr.	D19/1 X
D. 166,504	4/1952	Slingerland	D19/1
D. 312,654	12/1990	Giordano	D19/1
D. 322,807	12/1991	Sisilli	D19/1
D. 322,809	12/1991	Sisilli .	
D. 342,967	4/1994	Sisilli .	
D. 343,416	1/1994	Sisilli .	
2,220,842	11/1940	Hano	282/12 A

OTHER PUBLICATIONS

Law Printing Form No. 552 (Rev. Aug. 1987).
Law Printing Form No. 552 (Rev. Aug. 1989).
Law Printing Form No. 554 (Rev. Jan. 1989).

Primary Examiner—Susan J. Lucas
Assistant Examiner—Pamela Burgess
Attorney, Agent, or Firm—Popham, Haik, Schnobrich & Kaufman, Ltd.

[57] **CLAIM**

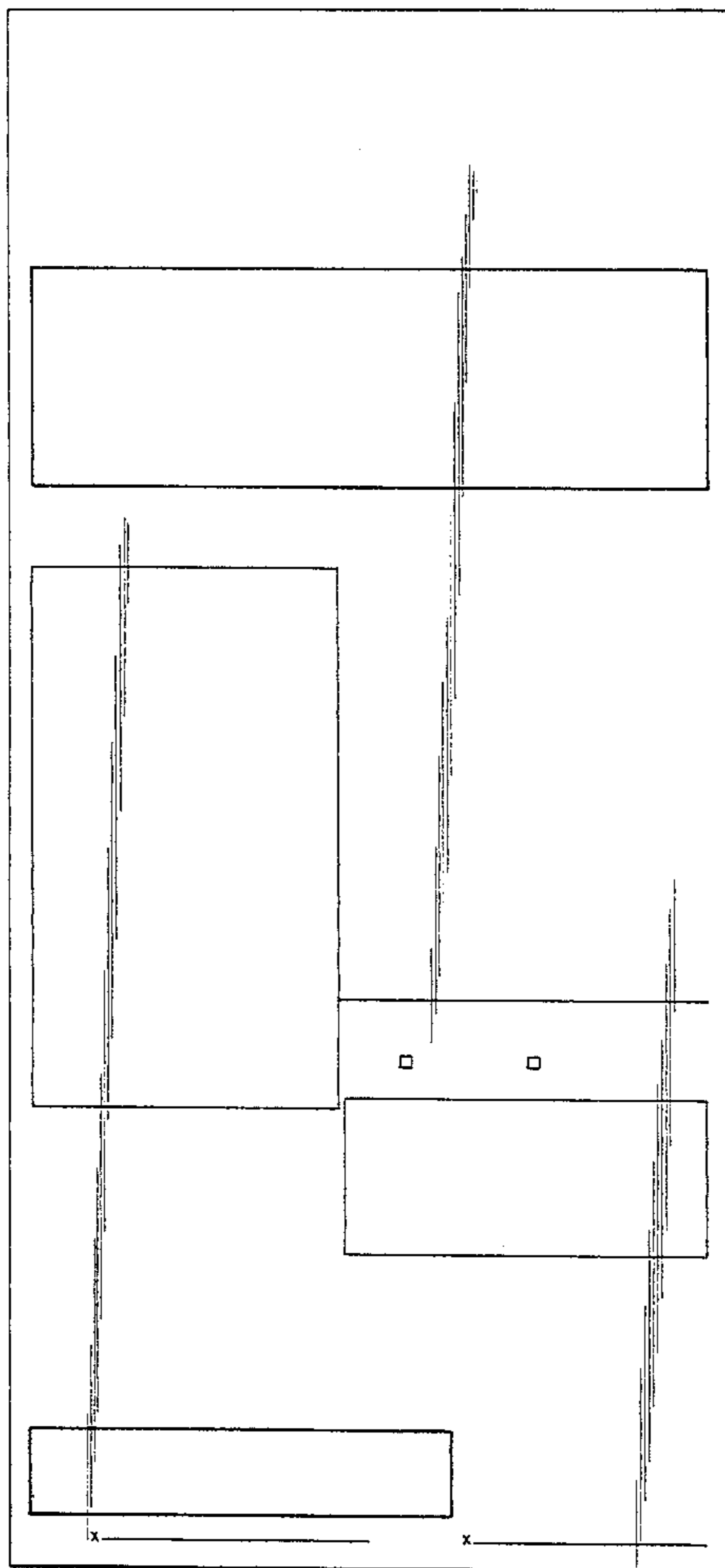
The ornamental design for a business form, as shown and described.

DESCRIPTION

FIG. 1 is a front plan view of a business form showing a first embodiment of my new design, the back being plain; FIG. 2 is a side elevational view of the business form of FIG. 1, the opposite side elevational view being a mirror image thereof;

FIG. 3 is a front plan view of a business form showing a second embodiment of my new design, the back being plain; and, FIG. 4 is a side elevational view of the business form of FIG. 3, the opposite side elevational view being a mirror image thereof.

1 Claim, 2 Drawing Sheets



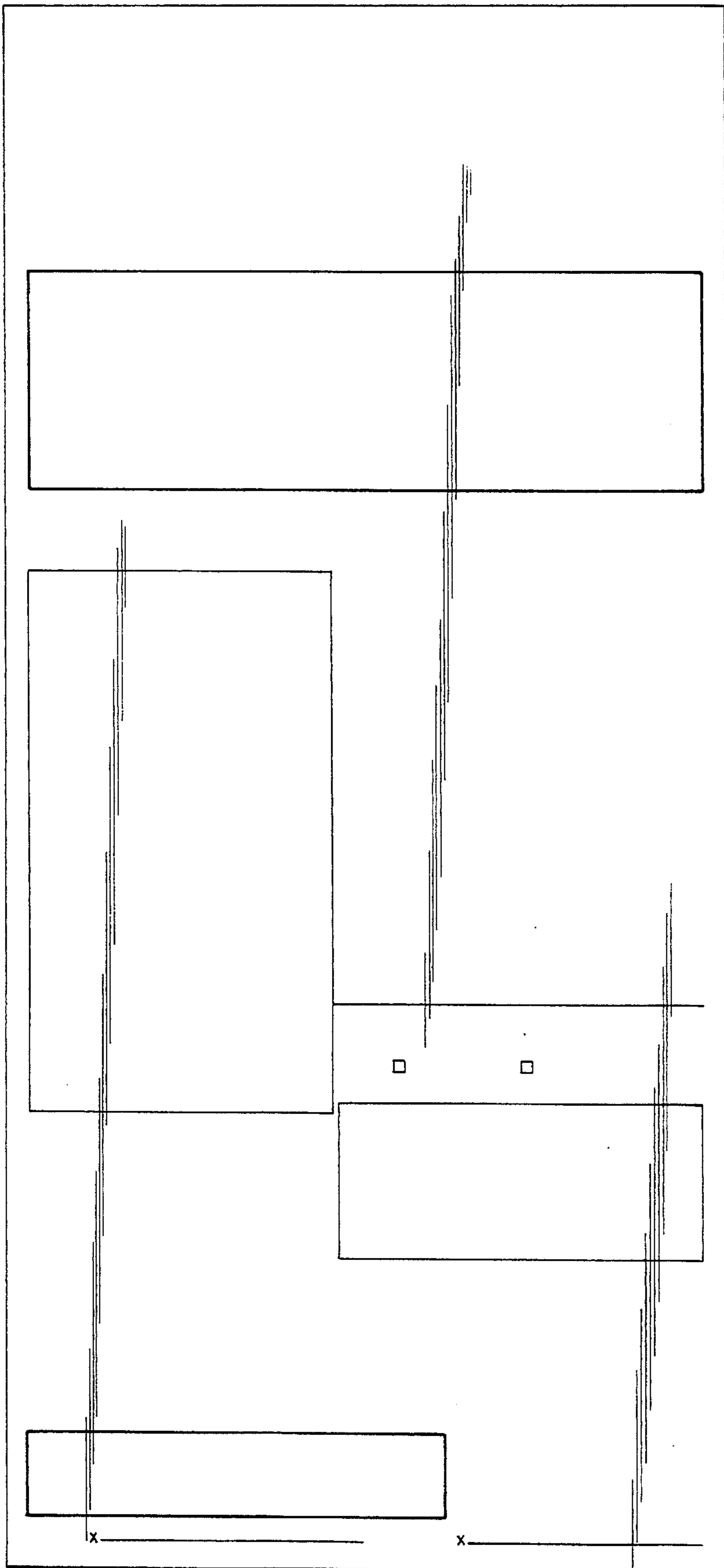


FIG. 1

FIG. 2

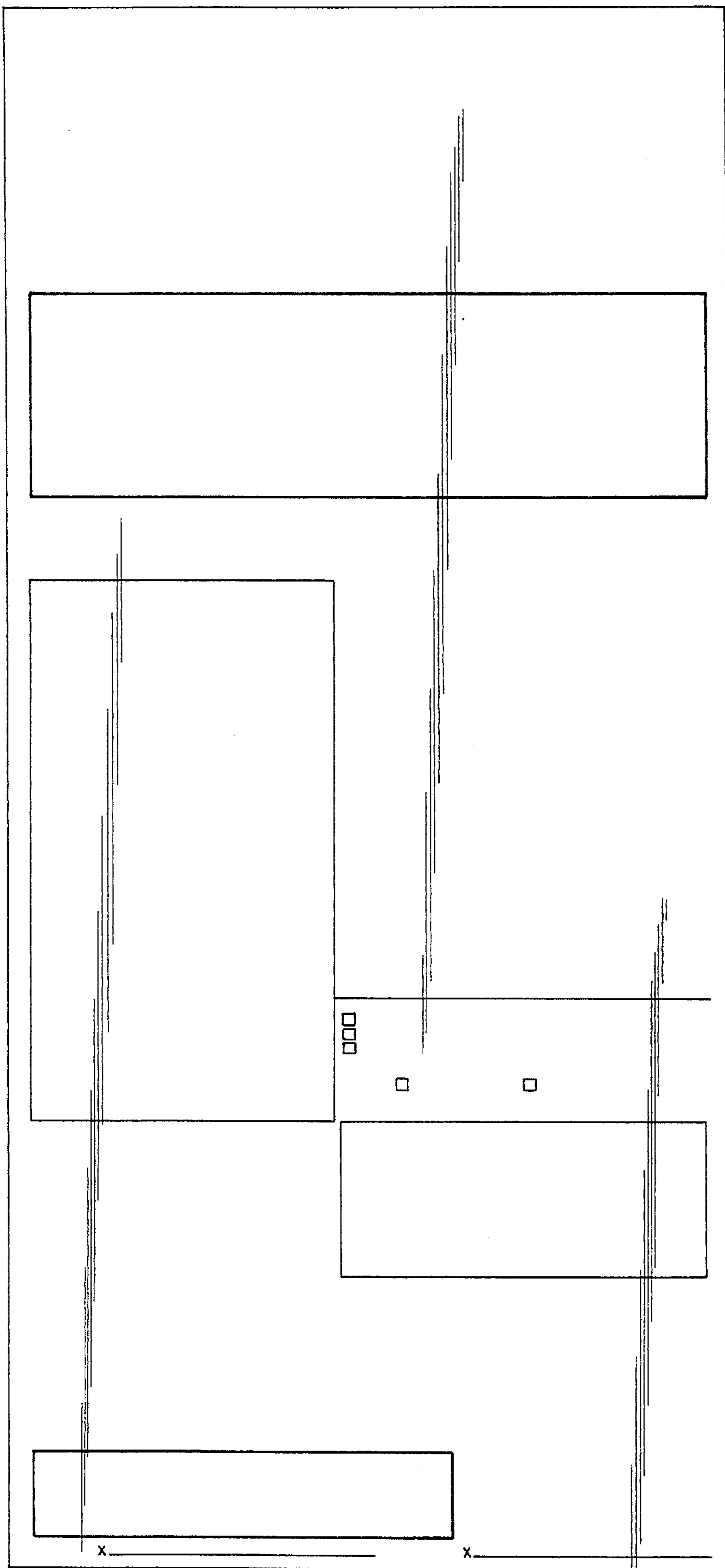


FIG. 3

FIG. 4