



US00D375100S

United States Patent [19]

[11] Patent Number: **Des. 375,100**

Toh

[45] Date of Patent: ****Oct. 29, 1996**

[54] **EXTENSION RINGING CONSOLE
APPARATUS FOR A TELEPHONE SET**

D. 282,745	2/1986	Brown	D14/241
D. 300,028	2/1989	To	D14/151
D. 312,461	11/1990	Ando	D14/241
D. 318,660	7/1991	Weber	D14/142
D. 328,300	7/1992	Hattori et al.	D14/241
D. 334,571	4/1993	Westwood	D14/241

[75] Inventor: **Tadamine Toh**, Kawasaki, Japan

[73] Assignee: **Nitsuko Corporation**, Kanagawa, Japan

[**] Term: **14 Years**

Primary Examiner—Jeffrey Asch
Attorney, Agent, or Firm—Leydig, Voit & Mayer

[21] Appl. No.: **37,846**

[57] **CLAIM**

[22] Filed: **Apr. 21, 1995**

The ornamental design for an extension ringing console apparatus for a telephone set, as shown and described.

[52] U.S. Cl. **D14/241**

[58] Field of Search D14/140, 142,
D14/149, 150, 218, 240, 241; 379/419,
420, 428, 440, 433-436, 441, 442

DESCRIPTION

FIG. 1 is a top plan view of an extension ringing console apparatus for a telephone set;
FIG. 2 is a bottom plan view thereof;
FIG. 3 is a right side elevational view thereof; and,
FIG. 4 is a perspective view thereof.
The left side and rear form no part of the claimed design.

[56] **References Cited**

U.S. PATENT DOCUMENTS

D. 259,933	7/1981	Foggia et al.	D14/241
D. 266,086	9/1982	Foggia et al.	D14/241
D. 271,394	11/1983	Brown et al.	D14/241

1 Claim, 4 Drawing Sheets

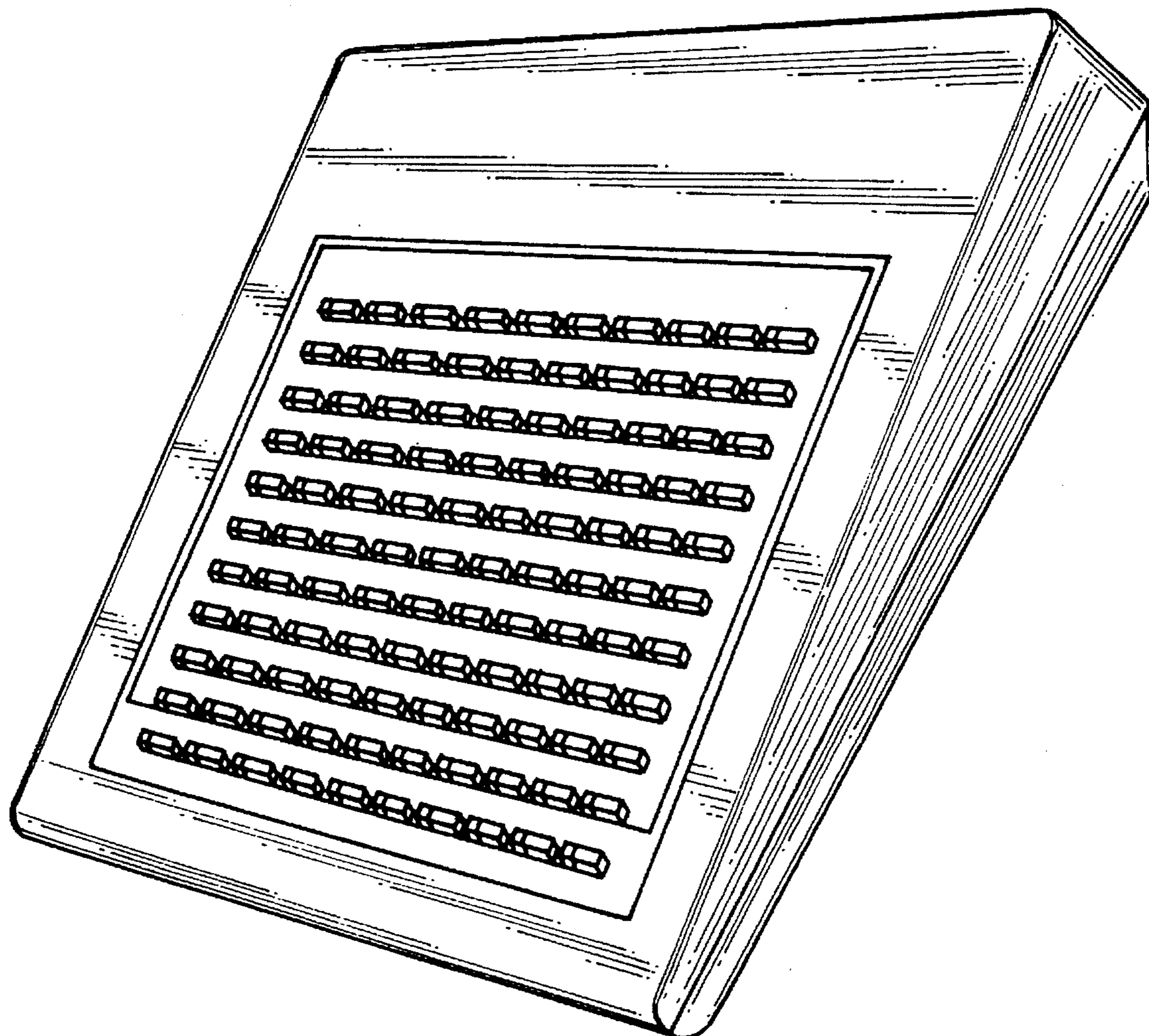


Fig. 1

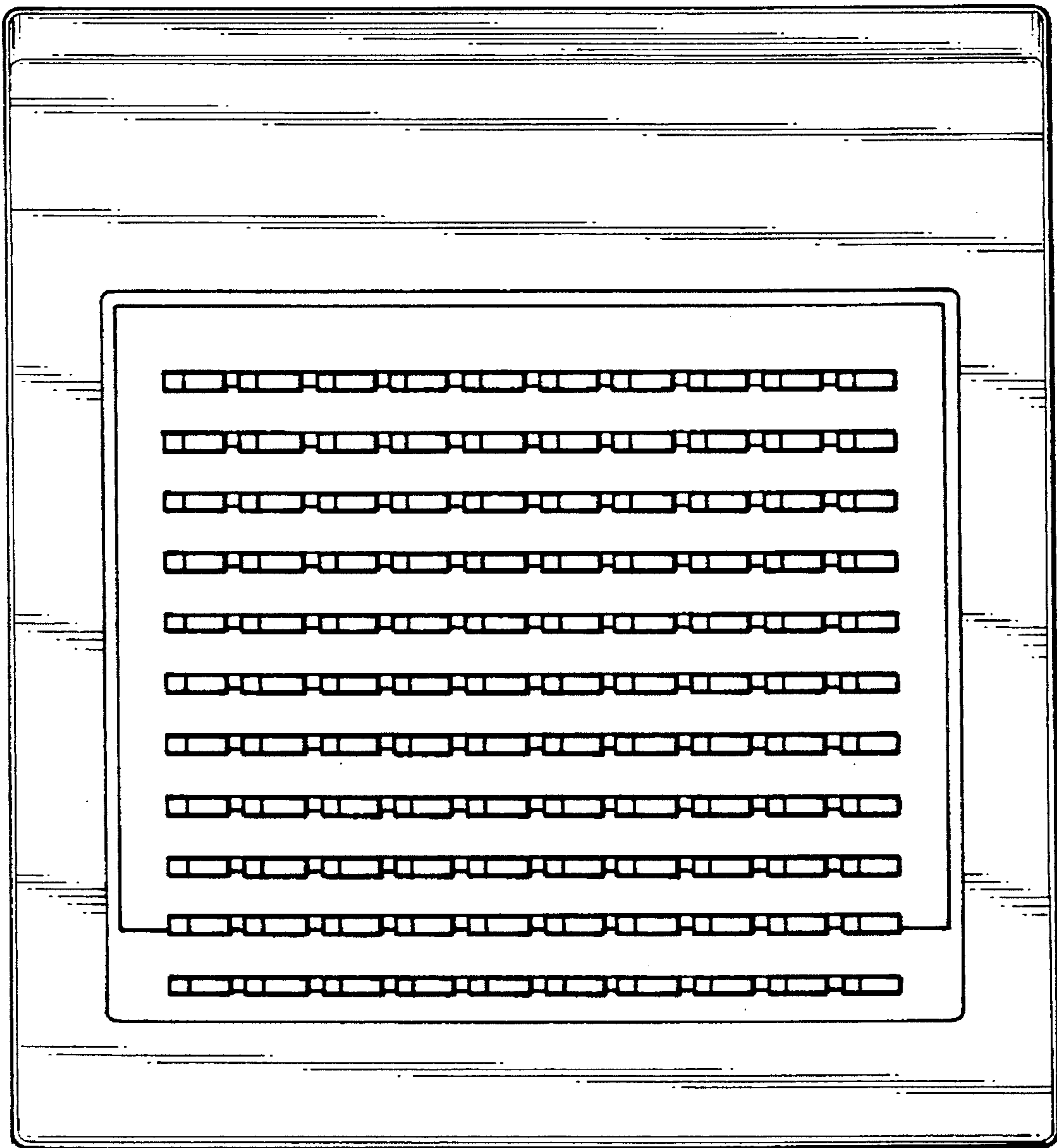


Fig. 2

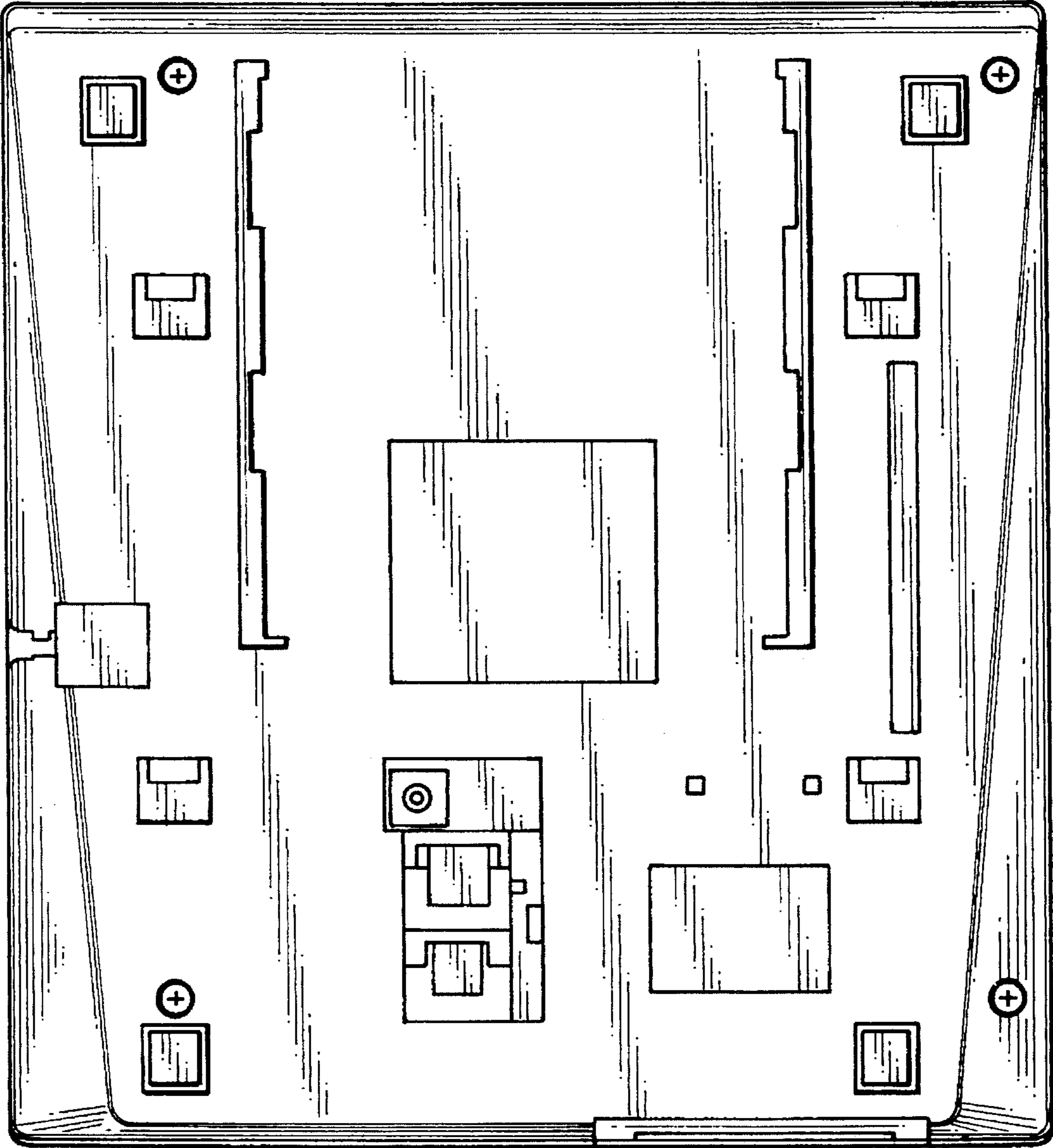


Fig. 3

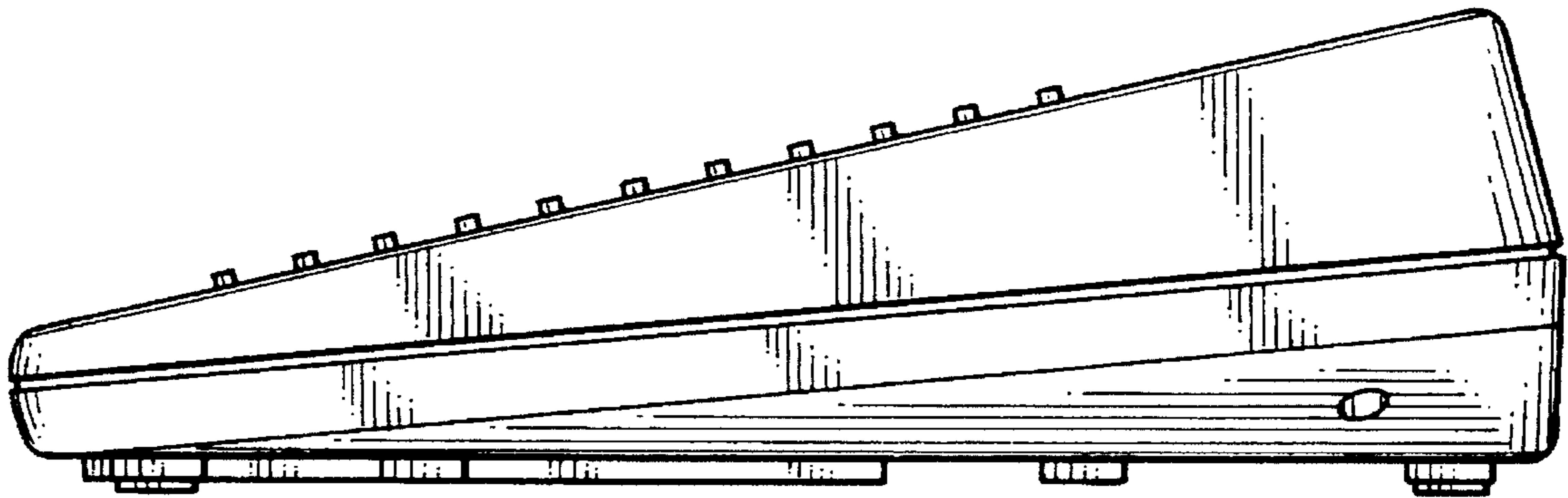


Fig. 4

