



US00D375089S

# United States Patent [19]

Gelardi et al.

[11] Patent Number: **Des. 375,089**

[45] Date of Patent: **\*\*Oct. 29, 1996**

[54] VIDEO CASSETTE

[75] Inventors: **Paul J. Gelardi; John A. Gelardi; David A. Capotosto**, all of Cape Porpoise, Me.

[73] Assignee: **LCV Associates**, Kennebunkport, Me.

[\*\*] Term: **14 Years**

[21] Appl. No.: **40,715**

[22] Filed: **Jun. 26, 1995**

### Related U.S. Application Data

[62] Division of Ser. No. 793,687, Nov. 18, 1991, Pat. No. Des. 360,202.

[52] U.S. Cl. .... **D14/121**

[58] Field of Search ..... D14/121, 100, D14/114, 99, 122; 242/348, 348.4, 341; 360/132, 133; 273/148 B, DIG. 28; D21/13, 48

### [56] References Cited

#### U.S. PATENT DOCUMENTS

D. 268,671 4/1983 Ohya et al. .... D14/121  
D. 274,327 6/1984 Sumisha et al. .... D14/121

D. 307,139 4/1990 Fukuda et al. .... D14/121  
D. 328,092 7/1992 Inoue et al. .... D14/121 X  
D. 335,126 4/1993 Gelardi et al. .... D14/121  
D. 342,246 12/1993 Gelardi et al. .... D14/121

### OTHER PUBLICATIONS

HongKong Enterprise, Oct. 1992, p. 233.

*Primary Examiner*—Prabhakar G. Deshmukh  
*Attorney, Agent, or Firm*—James Creighton Wray

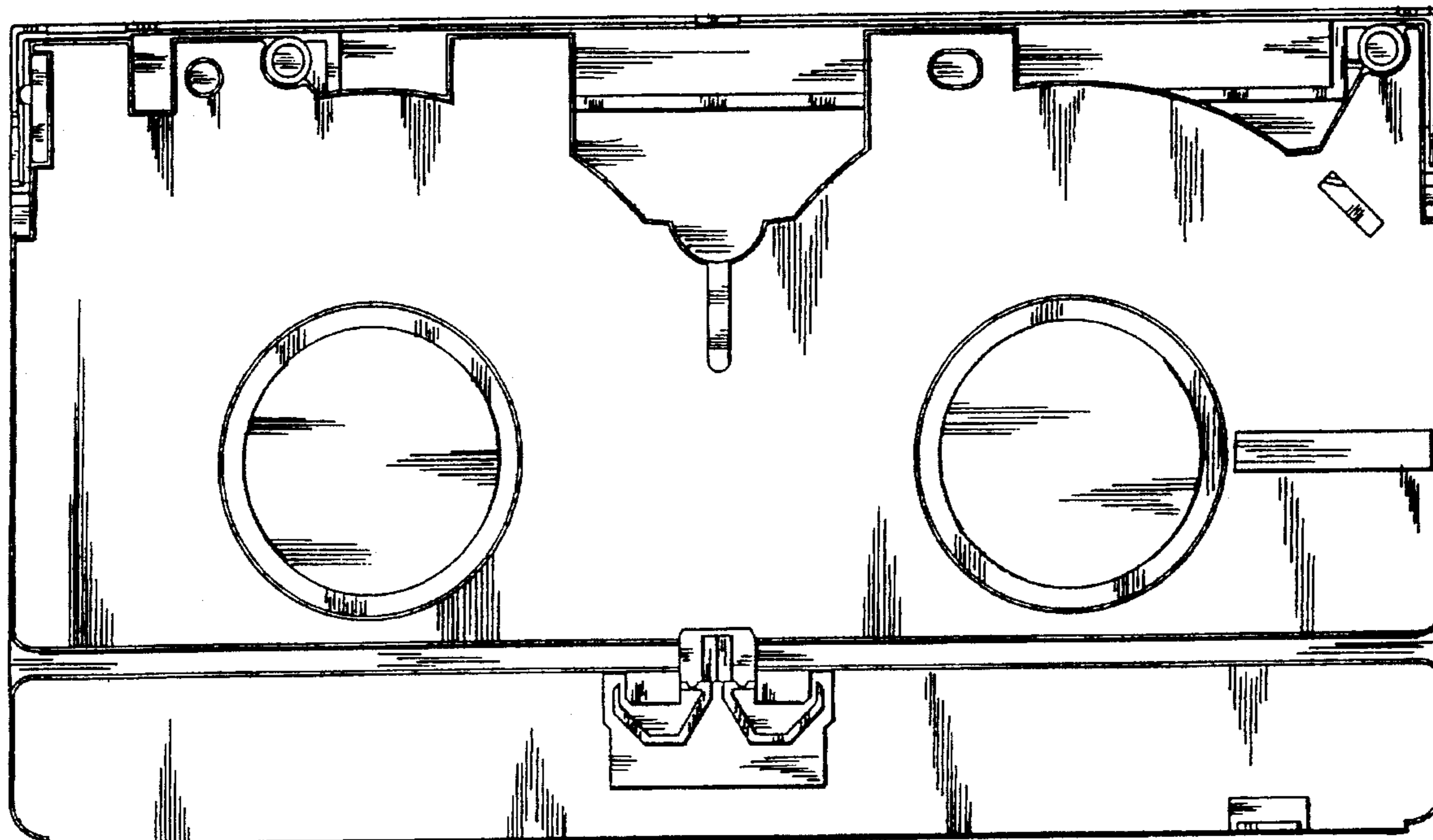
### [57] CLAIM

The ornamental design for video cassette, as shown and described.

### DESCRIPTION

FIG. 1 is a top plan view of a video cassette showing our new design;  
FIG. 2 is a bottom plan view thereof;  
FIG. 3 is a front elevational view thereof;  
FIG. 4 is a rear elevational view thereof;  
FIG. 5 is a right side elevational view thereof, the left side being a mirror image; and,  
FIG. 6 is a right side elevational view of a second embodiment of the cassette illustrated in FIG. 1, the left side being a mirror image.

**1 Claim, 2 Drawing Sheets**






FIG. 1

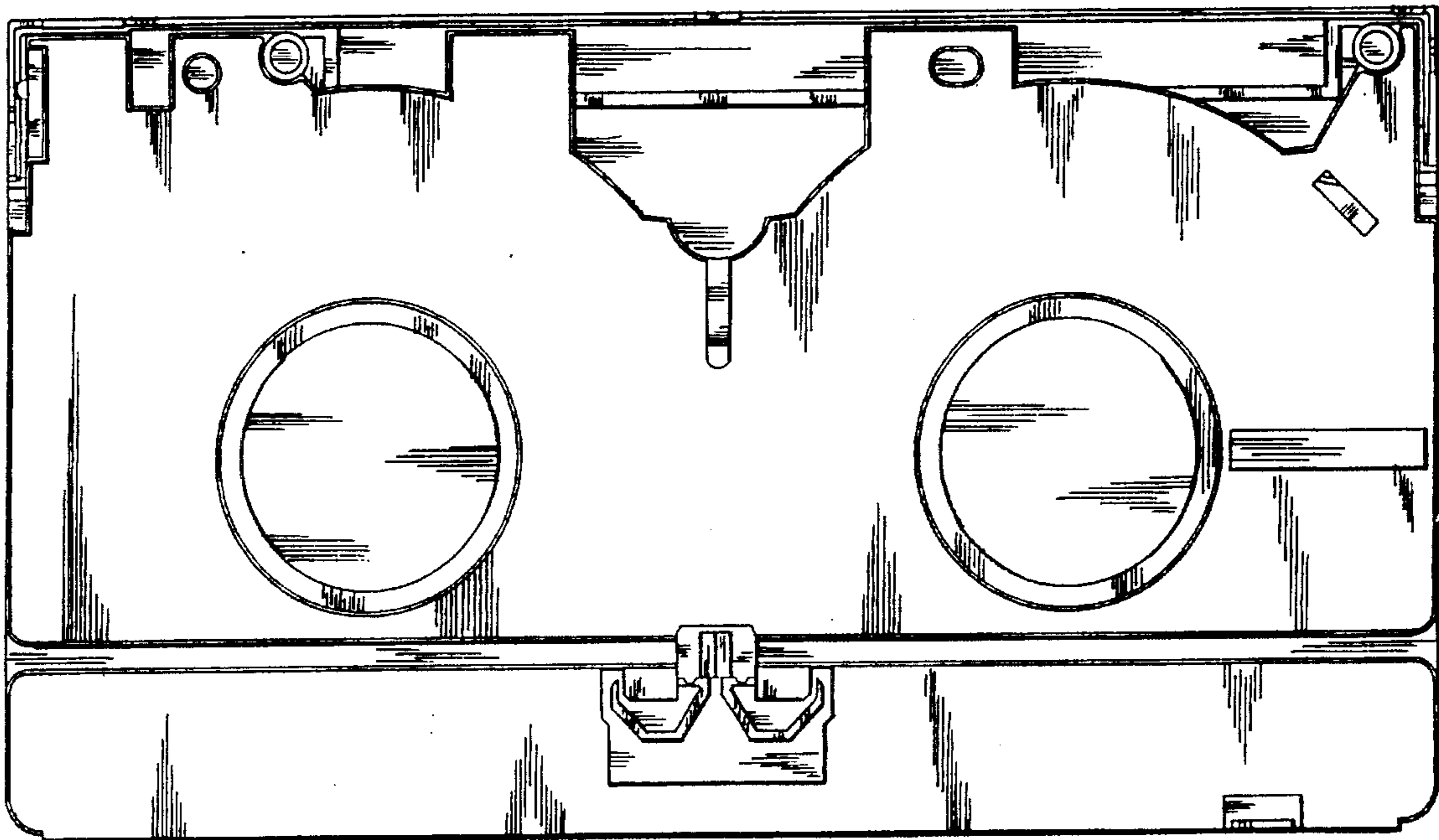


FIG. 2




FIG. 3

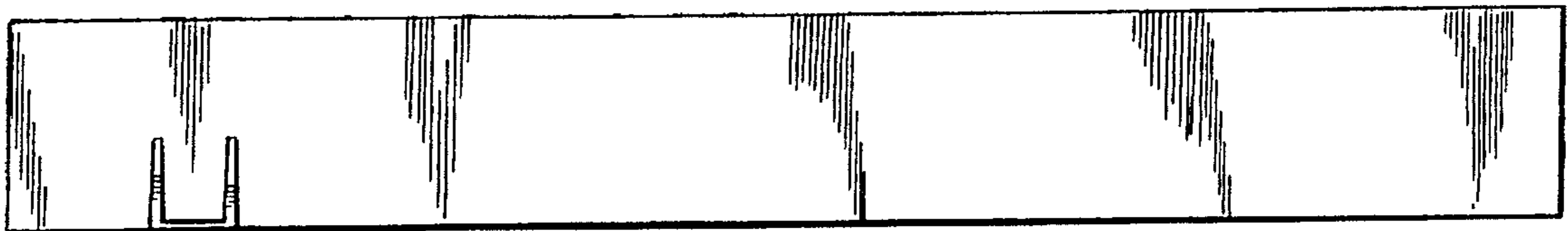


FIG. 4

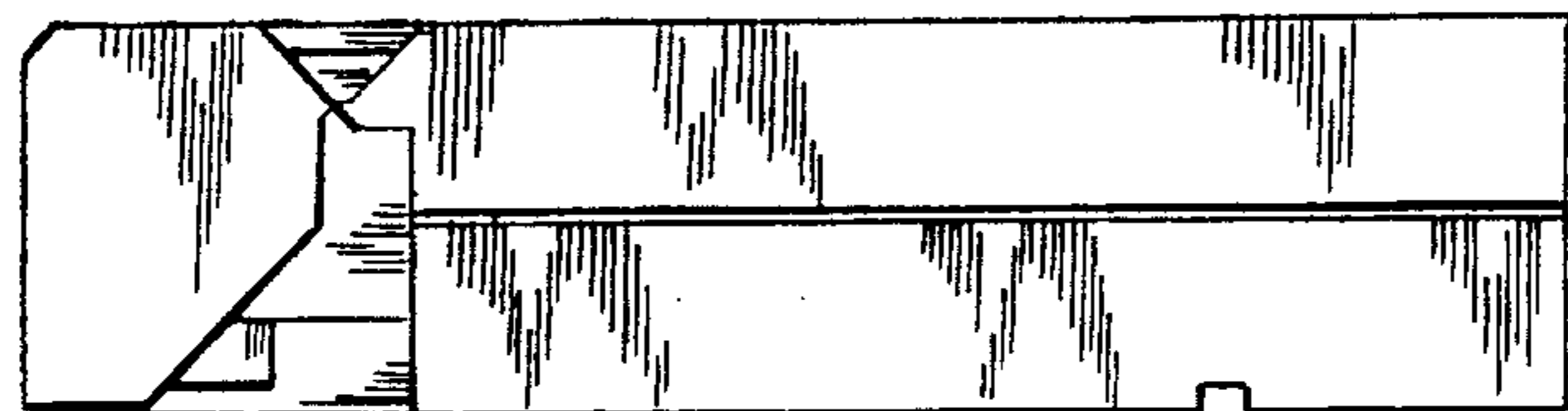


FIG. 5

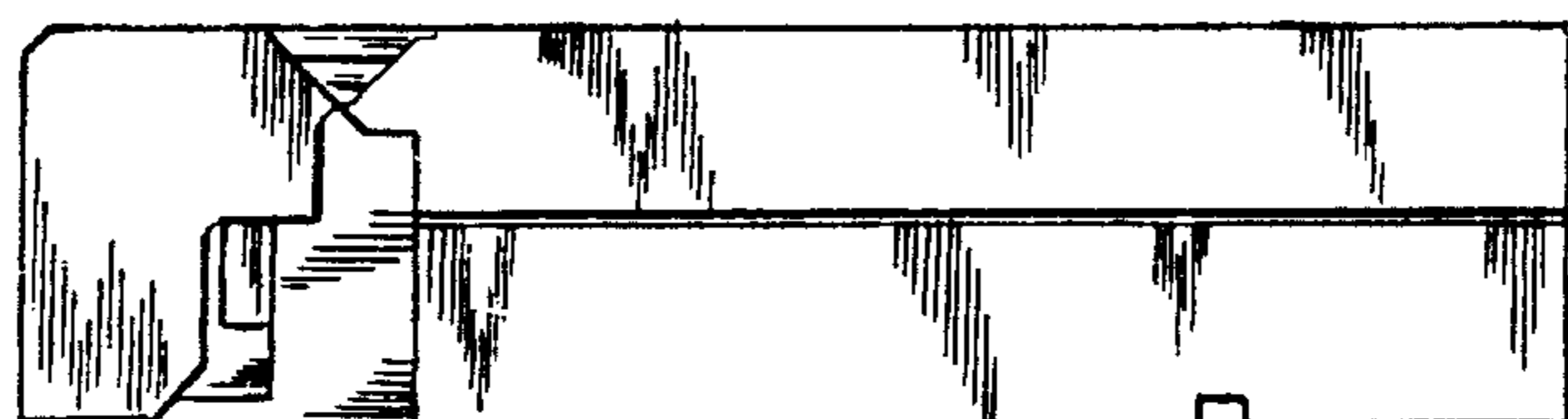


FIG. 6