



US00D375065S

United States Patent [19]

Duvernay et al.

[11] Patent Number: **Des. 375,065**

[45] Date of Patent: ****Oct. 29, 1996**

[54] **HITCH BALL**

5,395,131 3/1995 Herrick 280/507
5,419,576 5/1995 Van Vleet 280/507

[75] Inventors: **Mark E. Duvernay; Robert F. Mater, Jr.**, both of Elkhart, Ind.; **James L. Mellow**, Bloomfield Hills, Mich.

OTHER PUBLICATIONS

JC Whitney & Co Catalog No. 575C, p. 88, chromed on plain trailer hitch ball assemblies.
Drag Specialties Catalog, 1995, p. 11, the trailer ball.

[73] Assignee: **Reese Products, Inc.**, Elkhart, Ind.

Primary Examiner—Melody N. Brown
Attorney, Agent, or Firm—King and Schickli

[**] Term: **14 Years**

[21] Appl. No.: **45,594**

[57] CLAIM

[22] Filed: **Oct. 24, 1995**

The ornamental design for a hitch ball, as shown and described.

[52] U.S. Cl. **D12/162**

[58] Field of Search D12/162; 280/477, 280/507, 415.1, 509-513; 403/128-130

DESCRIPTION

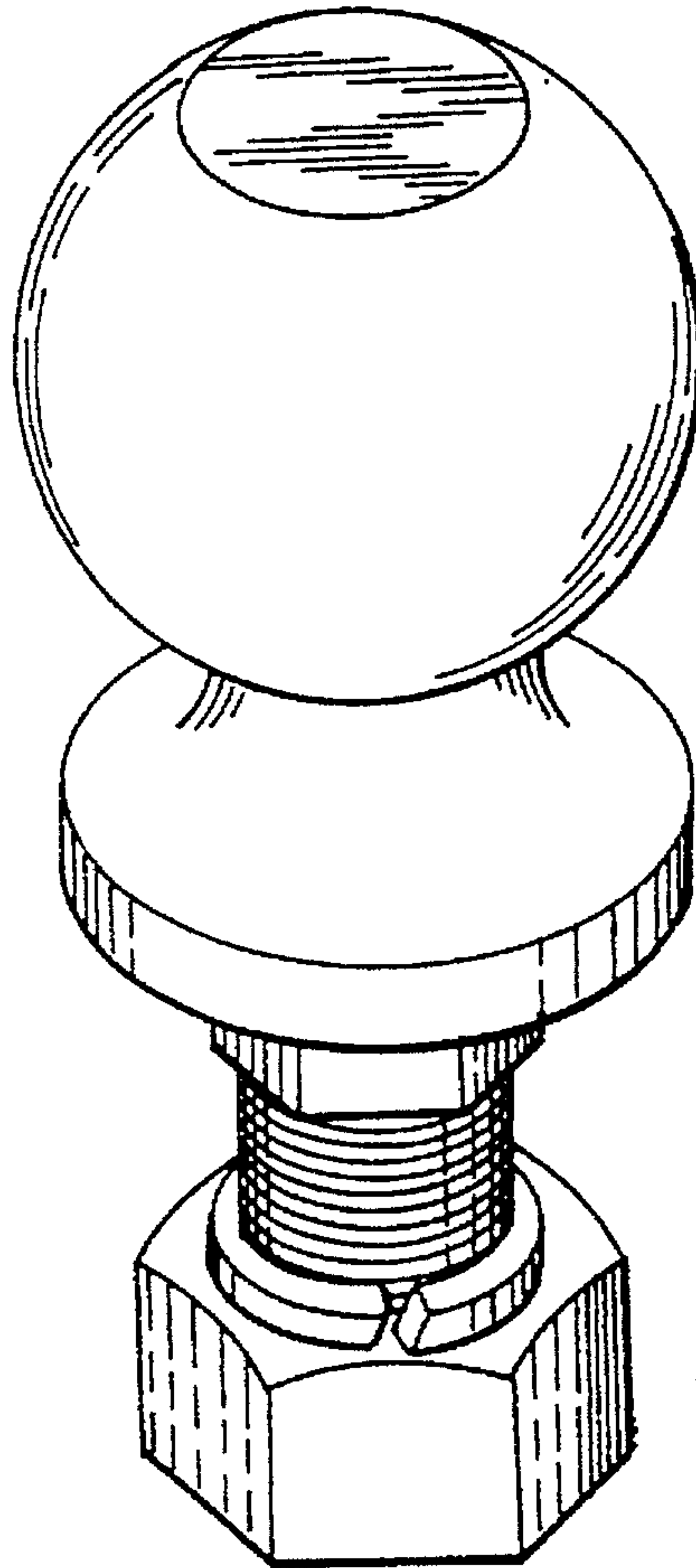
[56] References Cited

U.S. PATENT DOCUMENTS

4,060,331	11/1977	Domer et al.	403/130
4,596,406	6/1986	Van Vleet et al.	280/511
4,889,356	12/1989	Morris	280/416.1
4,938,496	7/1990	Thomas et al.	280/511
5,085,452	2/1992	Janero	280/511
5,158,316	10/1992	Hutchmacher	280/415.1

FIG. 1 is an isometric view of the hitch ball of the present invention;
FIG. 2 is a left side elevational view, where the right side elevational view, front elevational view, and rear elevational view being a substantial mirror image thereof;
FIG. 3 is a bottom plan view thereof; and,
FIG. 4 is a top plan view thereof.

1 Claim, 1 Drawing Sheet



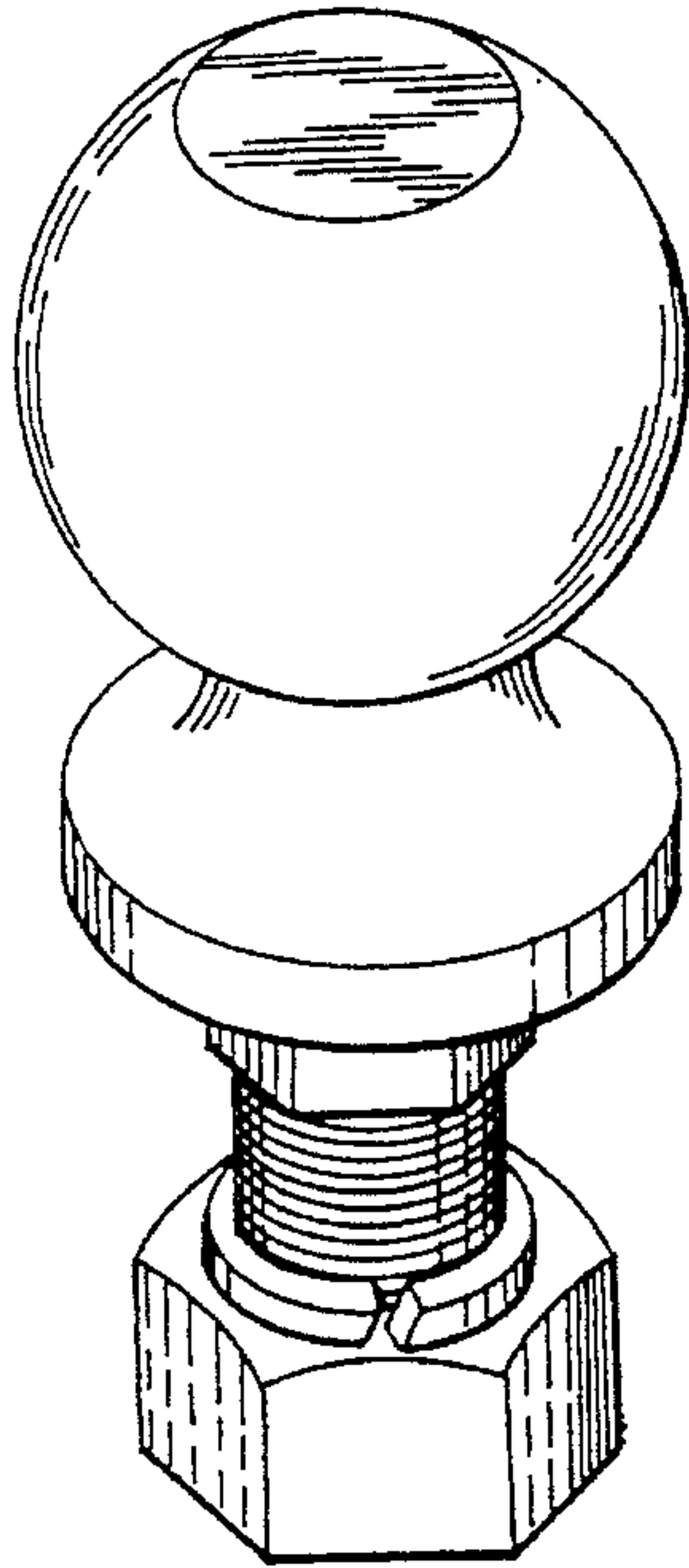


Fig. 1

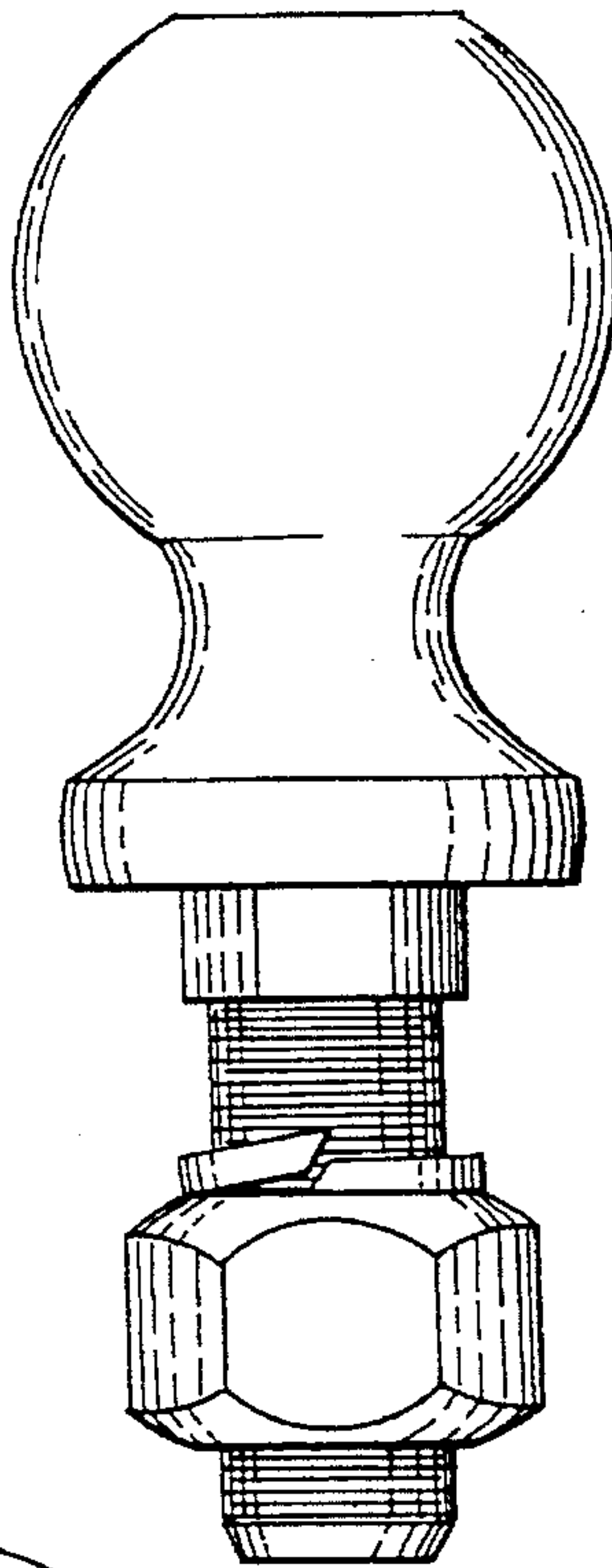


Fig. 2




Fig. 3

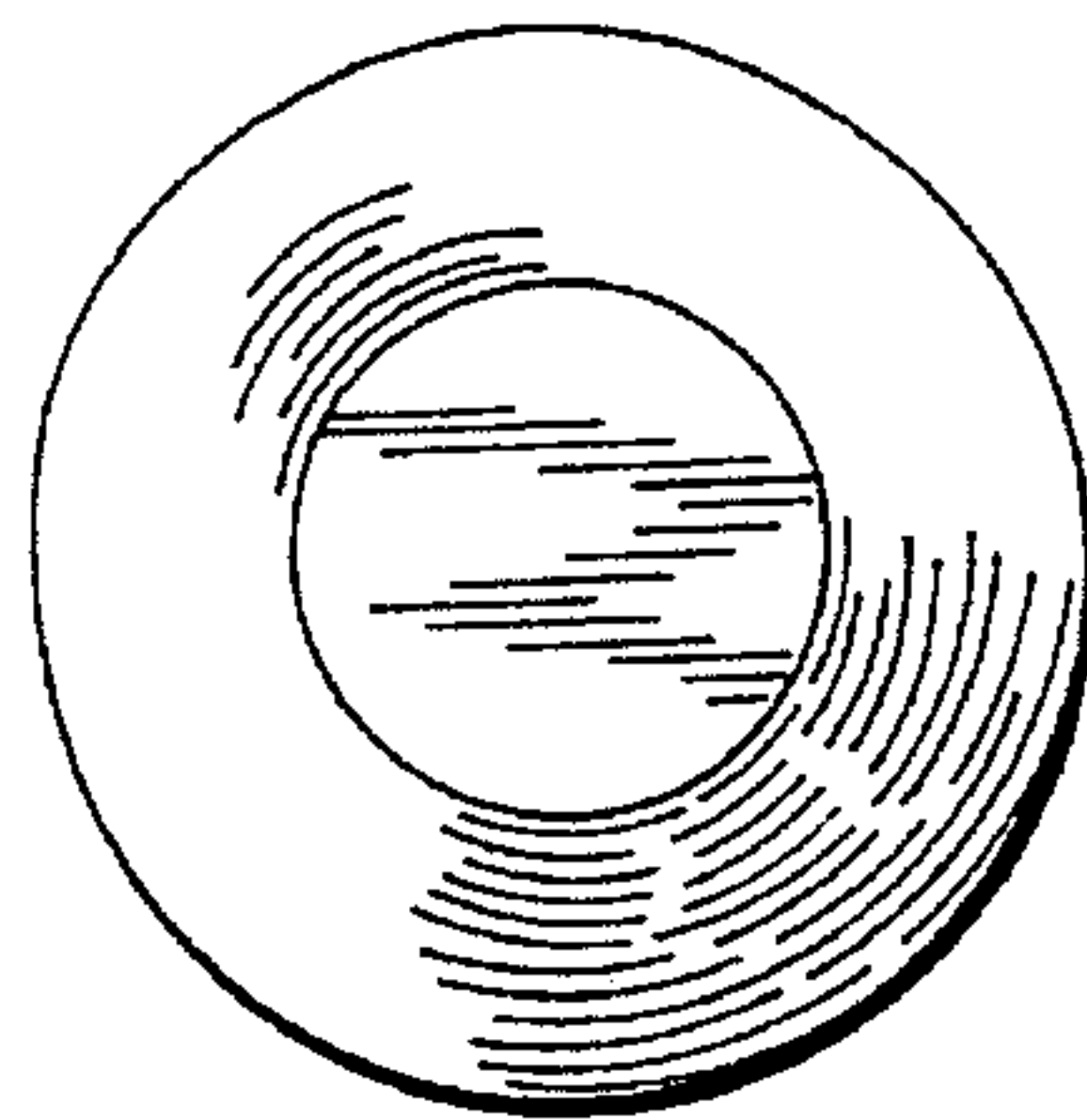


Fig. 4