



US00D375054S

United States Patent [19]
Tomita

[11] **Patent Number: Des. 375,054**

[45] **Date of Patent: **Oct. 29, 1996**

[54] **WRIST WATCH**

D. 356,042 3/1995 Nakanishi D10/30 X

[75] Inventor: **Akemi Tomita**, Kawagoe, Japan

Primary Examiner—Nelson C. Holtje

Assistant Examiner—Caron D. Veynar

[73] Assignee: **Casio Computer Co., Ltd.**, Tokyo, Japan

Attorney, Agent, or Firm—Frishauf, Holtz, Goodman, Langer & Chick

[**] Term: **14 Years**

[57] **CLAIM**

The ornamental design for a wrist watch, as shown.

[21] Appl. No.: **39,621**

DESCRIPTION

[22] Filed: **May 31, 1995**

[52] U.S. Cl. **D10/38; D10/30**

FIG. 1 is a front elevational view of a wrist watch showing my new design;

[58] Field of Search D10/1-40, 122-129, D10/132; 368/276, 277, 280-282, 285, 239-242, 82-84

FIG. 2 is a right side elevational view thereof;

FIG. 3 is a left side elevational view thereof;

FIG. 4 is a top plan view thereof;

FIG. 5 is a bottom plan view thereof;

FIG. 6 is a rear elevational view thereof; and,

FIG. 7 is a perspective view thereof.

[56] **References Cited**

U.S. PATENT DOCUMENTS

D. 333,987 3/1993 Sugibayashi D10/38 X

D. 355,615 2/1995 Atagi D10/30 X

1 Claim, 2 Drawing Sheets




FIG. 4




FIG. 3




FIG. 1




FIG. 2




FIG. 5

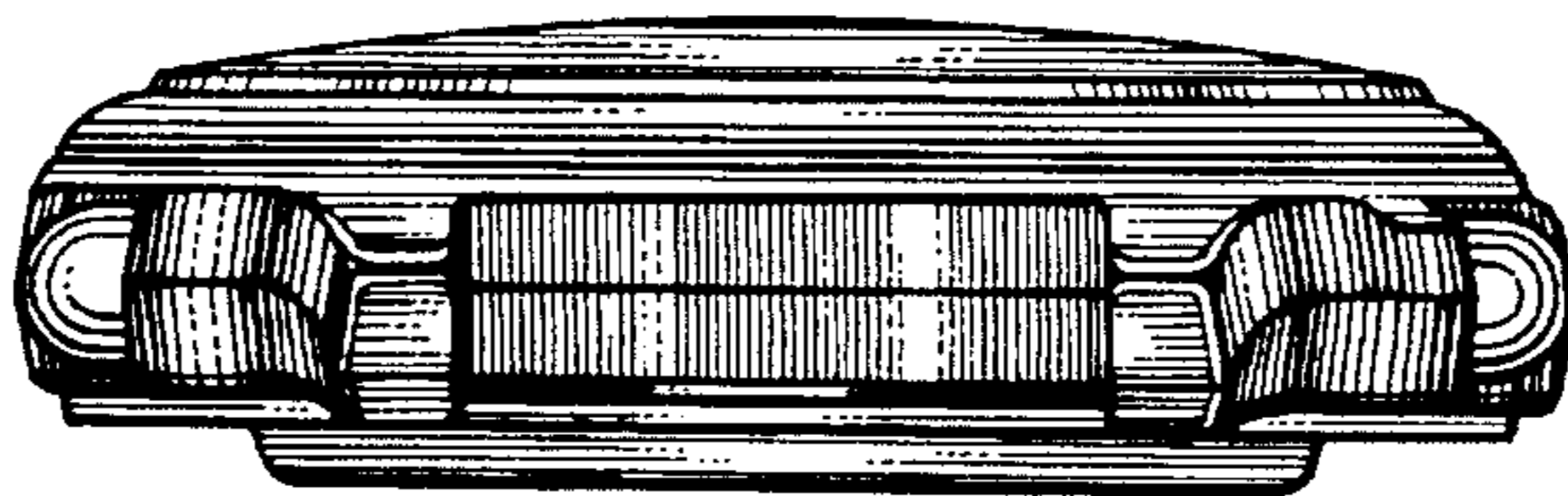


FIG. 6

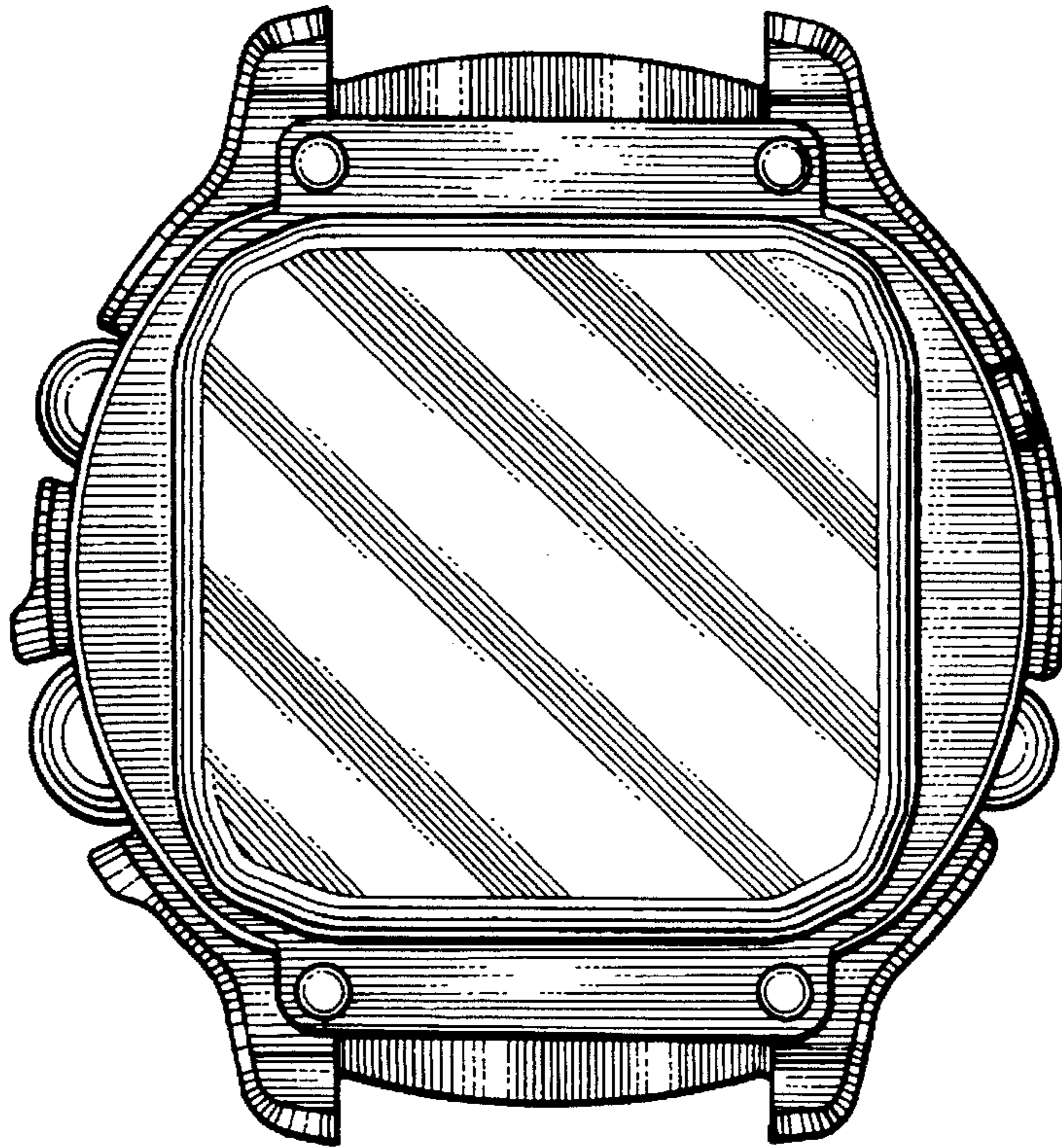


FIG. 7

