



US00D375041S

United States Patent [19]

Chavez et al.

[11] Patent Number: **Des. 375,041**

[45] Date of Patent: ****Oct. 29, 1996**

[54] TIE STRAP

4,939,818 7/1990 Hahn D8/382 X

[76] Inventors: **Guillermo Chavez**, 9701 Fontainebleau Blvd., #112, Miami, Fla. 33172; **Sergio Guerra**, 5650 NW. 2nd St., Miami, Fla. 33126

Primary Examiner—Terry A. Wallace
Attorney, Agent, or Firm—Harpman & Harpman

[**] Term: **14 Years**

[57] **CLAIM**

The ornamental design for a tie strap, as shown and described.

[21] Appl. No.: **40,609**

DESCRIPTION

[22] Filed: **Jun. 22, 1995**

[52] U.S. Cl. **D8/394; D8/396**

[58] Field of Search D8/382, 394, 396;
24/16 PB, 306, 402

FIG. 1 is a front, top, side perspective view of a tie strap showing our new design;

FIG. 2 is a front elevational view thereof;

FIG. 3 is a rear elevational view thereof;

FIG. 4 is a side elevational view thereof, the opposite side elevational view being identical thereto;

FIG. 5 is a top plan view thereof; and,

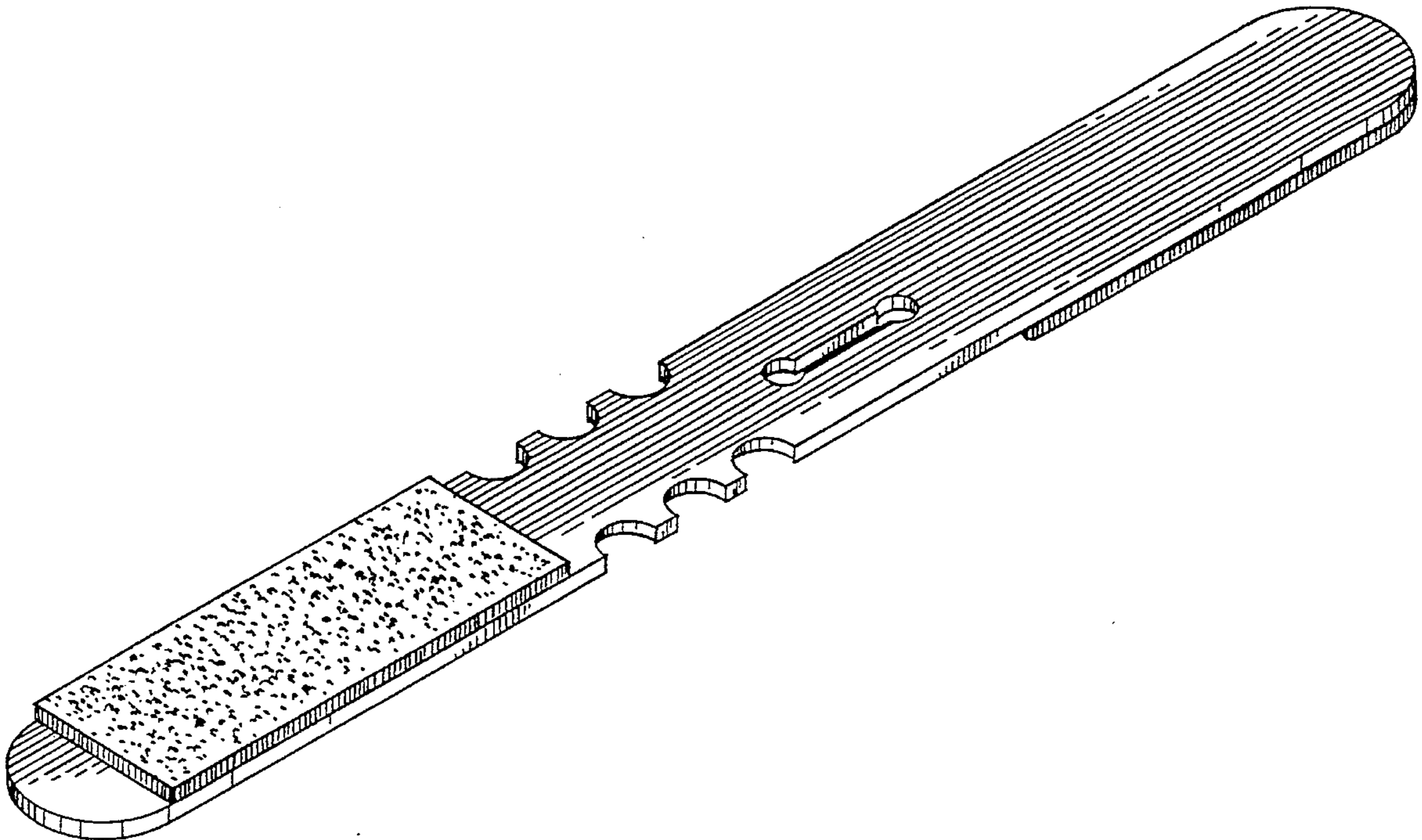
FIG. 6 is a bottom plan view thereof.

[56] **References Cited**

U.S. PATENT DOCUMENTS

D. 364,798 12/1995 Bright et al. D8/396
3,486,200 12/1969 Orenick 24/16 PB
4,815,172 3/1989 Ward D8/382 X

1 Claim, 2 Drawing Sheets



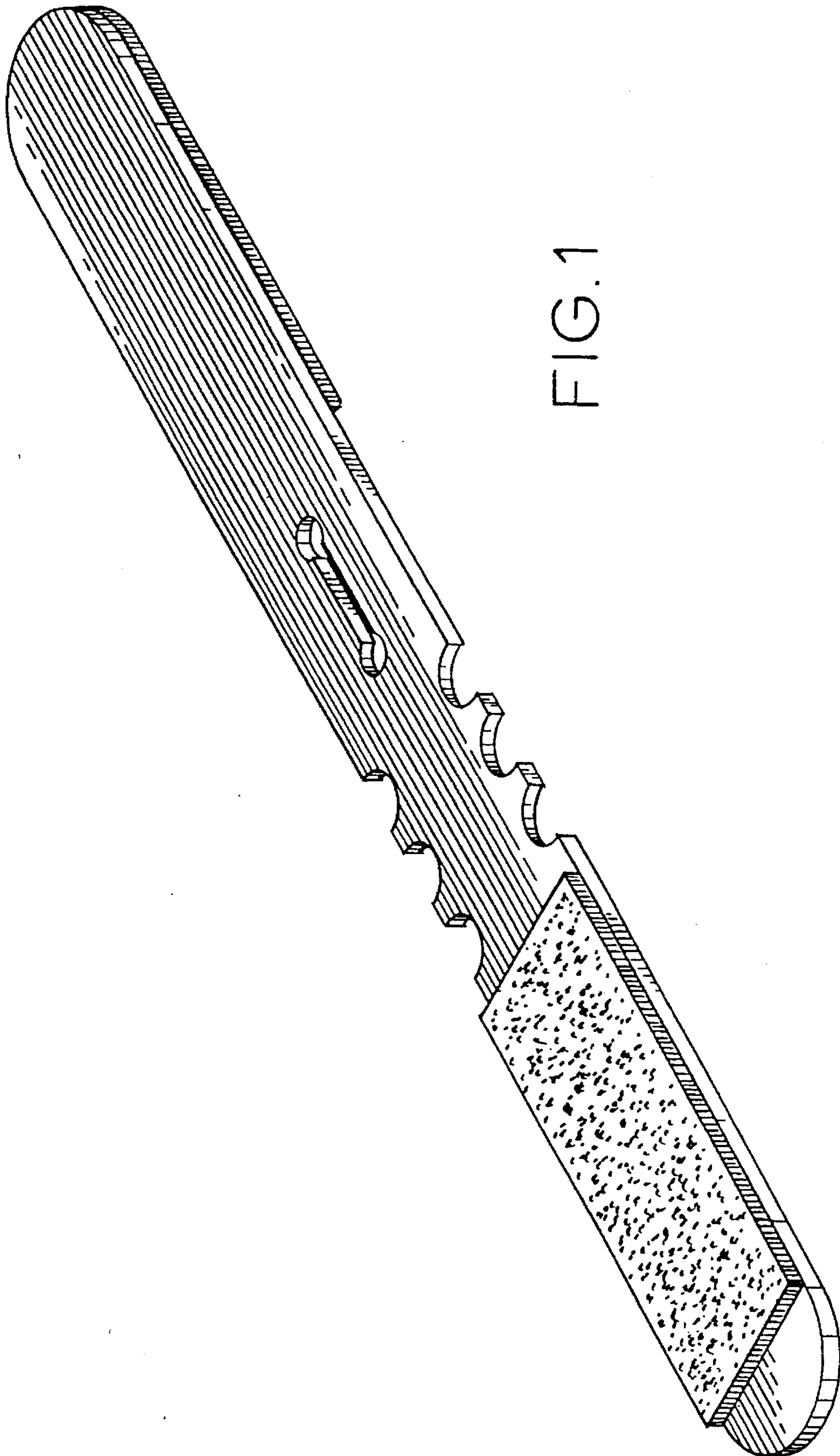


FIG. 1

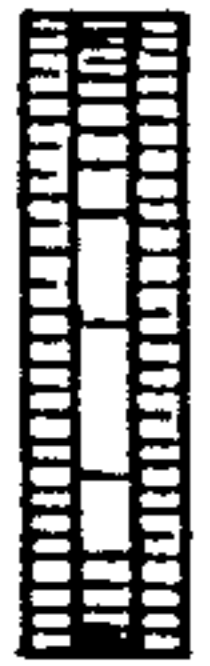


FIG. 2

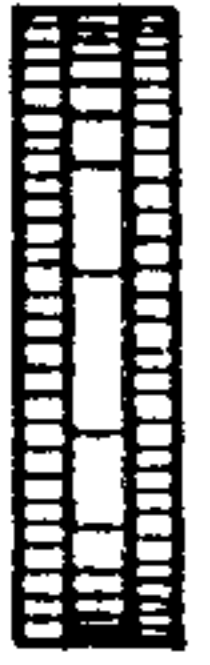


FIG. 3

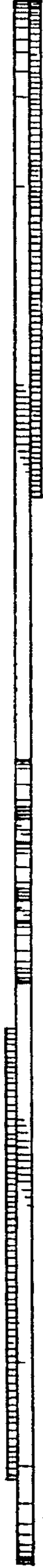


FIG. 4

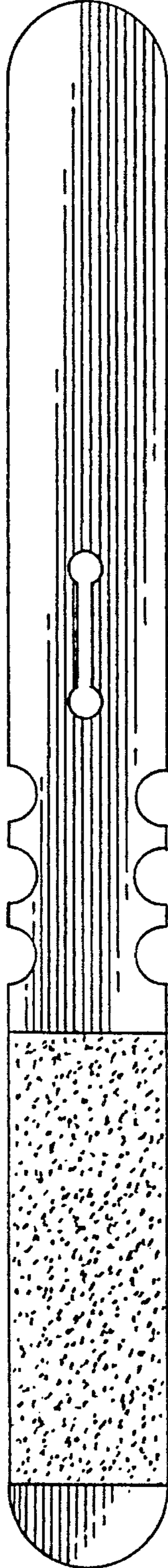


FIG. 5




FIG. 6