



US00D375013S

United States Patent [19] Wong

[11] Patent Number: **Des. 375,013**
[45] Date of Patent: ****Oct. 29, 1996**

[54] **LOCKER ROOM FOOT MAT**

2,503,174 4/1950 Salvadore 15/215

[76] Inventor: **Stanley Wong**, 3223 Douglas Road,
Burnaby, B.C., Canada, V5G 1P1

OTHER PUBLICATIONS

J. C. Penney Catalog, Fall/Winter 1975, p. 1020.

[**] Term: **14 Years**

Primary Examiner—B. J. Bullock

Assistant Examiner—Linda Brooks

Attorney, Agent, or Firm—Robert H. Barrigar; Barrigar & Moss

[21] Appl. No.: **36,404**

[22] Filed: **Mar. 17, 1995**

[52] U.S. Cl. **D6/583**

[57] **CLAIM**

[58] **Field of Search** D6/582-585, 591,
D6/345, 351, 358, 359; D5/8, 13, 14, 26,
27; D20/11; D12/203; D23/303-307; 5/413,
417, 419, 420, 448, 464, 482, 485, 490,
493, 902; D11/238, 240, 99-102; 4/580-583

The ornamental design for a locker room foot mat, as shown.

DESCRIPTION

FIG. 1 is a top plan view;

FIG. 2 is a bottom plan view;

FIG. 3 is a rear elevation view;

FIG. 4 is a top elevation view;

FIG. 5 is a left side elevation view; and,

FIG. 6 is a right side elevation view.

[56] **References Cited**

U.S. PATENT DOCUMENTS

D. 251,832 5/1979 Maples D11/102 X
D. 259,608 6/1981 Stairs, Jr. et al. D25/69 X
D. 316,119 4/1991 McDermott et al. D20/11

1 Claim, 3 Drawing Sheets

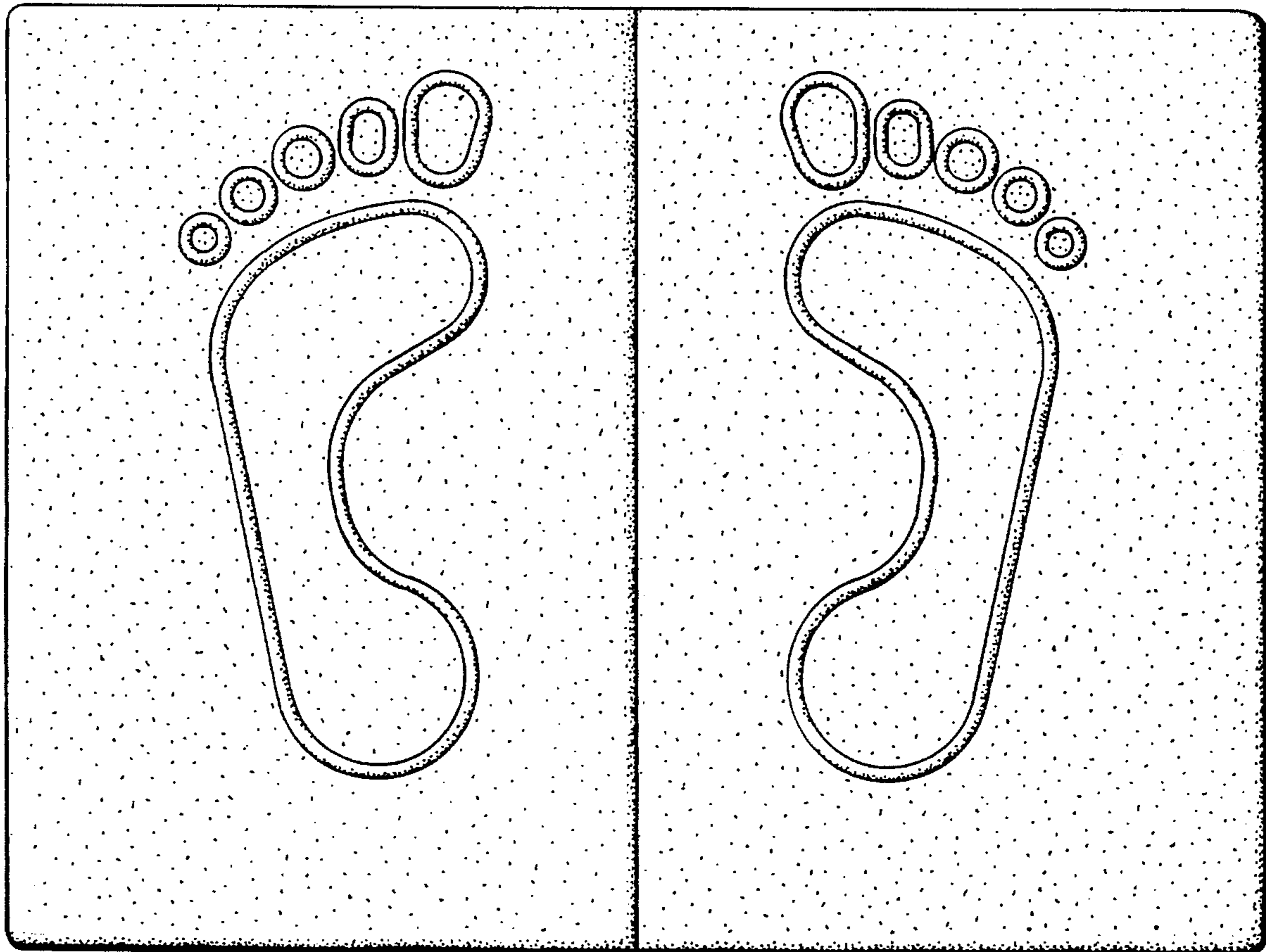
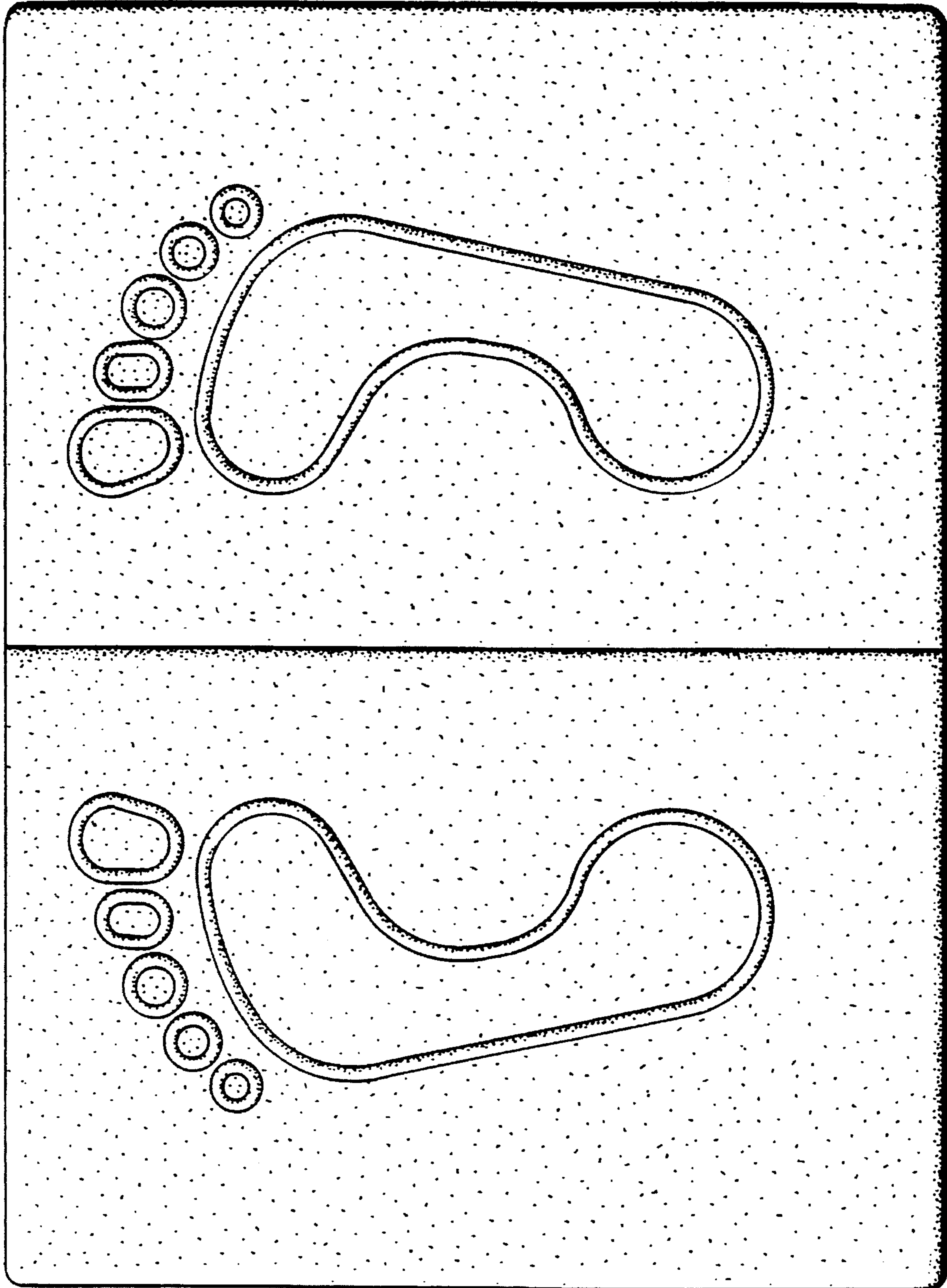


FIG. 1






FIG. 2



FIG. 3



FIG. 4



FIG. 5



FIG. 6